

## Top Race TR-811

# Top Race Stem Building Toys Instruction Manual

Model: TR-811 - 2-in-1 Excavator & Robot Building Set

## INTRODUCTION

Thank you for choosing the Top Race 2-in-1 Excavator and Robot Building Set. This comprehensive kit allows you to construct two distinct, detailed models: a functional excavator and an articulated robot. Designed to foster creativity and problem-solving skills, this set provides hours of engaging building and play for ages 6 and up. The models feature mechanical movements that replicate real-world machinery, offering an educational and interactive experience.

## SAFETY INFORMATION

- **Small Parts Warning:** This set contains small parts and is not suitable for children under 3 years old due to choking hazards.
- **Adult Supervision:** Adult supervision is recommended during assembly, especially for younger children.
- **Proper Use:** Use the product only as intended. Do not modify or alter the components.
- **Storage:** Store all parts in a safe place away from young children and pets when not in use.

## WHAT'S INCLUDED

Your Top Race 2-in-1 Building Set includes 342 high-quality interlocking pieces, designed for durability and precise fit. These pieces allow for the construction of either the detailed excavator model or the versatile robot model.



Image: Overview of the Top Race 2-in-1 building set, showcasing both the excavator and robot models, along with various building components.

## SETUP (ASSEMBLY)

Assembly of your Top Race building set is a rewarding process. Follow the included step-by-step instruction manual carefully to construct your desired model. The instructions are designed to be clear and easy to follow, ensuring a smooth building experience.

**EASY**

**STEP BY STEP  
INSTRUCTIONS  
MANUAL**

**EASY TO  
FOLLOW**



Image: An open instruction manual displaying clear, step-by-step diagrams for assembling the building set.

For a visual guide on the unboxing and initial assembly process, please refer to the official product video below:

Video: An official video demonstrating the unboxing and initial assembly steps for the 2-in-1 Model Set Excavator and Robot Toy.

## OPERATING YOUR MODELS

Once assembled, both the excavator and robot models feature mechanical movements that allow for interactive play. The excavator includes a control knob to manipulate its arm and bucket, mimicking the functions of a real excavator. The robot model also features articulated joints for dynamic posing and play.



Image: A hand demonstrating the use of the control knob on the excavator model to operate its arm.



Image: A detailed view of the excavator model, highlighting its realistic design and the quality of its plastic components.





Image: Both the assembled excavator and robot models from the Top Race set, showcasing their completed forms.

## MAINTENANCE

- **Cleaning:** To clean the building blocks, wipe them with a damp cloth. Do not submerge in water or use harsh chemicals.
- **Storage:** Store the disassembled or assembled models in a cool, dry place away from direct sunlight to prevent material degradation.
- **Handling:** Handle the models with care to avoid breaking or bending small parts.

## TROUBLESHOOTING

- **Missing Pieces:** If you find any missing pieces, please double-check all packaging materials. If still missing, contact Top Race customer support.

- **Difficulty Assembling:** Ensure you are following the instruction manual step-by-step. Sometimes, a small misstep can affect subsequent steps. Re-examine the diagrams carefully.
- **Parts Not Fitting:** Verify that you are using the correct parts for each step as indicated in the manual. Some pieces may look similar but have subtle differences.

### SPECIFICATIONS





Feature	Detail
Product Dimensions	7 x 6 x 9 inches; 1 Pounds
Manufacturer Recommended Age	6 years and up
Item Model Number	TR-811
Manufacturer	Top Race
Number of Pieces	342

### WARRANTY AND SUPPORT

Top Race stands behind the quality of its products. For any questions, concerns, or support needs regarding your building set, please contact Top Race customer service. Refer to the product packaging or the official Top Race website for the most current contact information and warranty details.

We hope you enjoy building and playing with your new Top Race set!

### Related Documents

 <p>The image shows the box art for the Top Race TR-211 Radio Control Excavator. It features a yellow and black excavator and a black remote control. Text on the box includes 'TOP RACE', 'RADIO CONTROL EXCAVATOR', 'TR-211 (TOPR-000316)', and '8+'. A small note at the bottom says 'If you have any questions about this product please email us. support@e-market.usmash.com'.</p>	<p><a href="#">Top Race TR-211 Excavator User Manual</a></p> <p>This manual provides instructions for the Top Race TR-211 15-Channel Fully Functional Professional Excavator, including battery installation, charging, pairing, operation, and safety guidelines.</p>
 <p>The image shows a page from the Top Race Excavator TR-211 User Manual, featuring various diagrams and text instructions.</p>	<p><a href="#">Top Race Excavator TR-211 User Manual</a></p> <p>User manual for the Top Race Excavator TR-211, detailing assembly, operation, and maintenance instructions for this remote-controlled construction toy.</p>
 <p>The image shows a page from the Top Race TR-113S Radio Control Front Loader Tractor manual, containing diagrams and text.</p>	<p><a href="#">Top Race TR-113S Radio Control Front Loader Tractor - User Manual and Specifications</a></p> <p>Comprehensive guide for the Top Race TR-113S 5-channel radio control front loader tractor, including operation, safety warnings, battery installation, and regulatory compliance information.</p>
 <p>The image shows a page from the TOPR-000302 RC Boat User Manual, featuring diagrams and text instructions.</p>	<p><a href="#">TOPR-000302 RC Boat User Manual: Operation and Maintenance Guide</a></p> <p>Comprehensive user manual for the TOPR-000302 RC boat, covering setup, operation, troubleshooting, and safety guidelines. Learn how to charge, pair, and navigate your remote-controlled boat.</p>