

[manuals.plus](#) /

› [XIAOMI](#) /

› [Xiaomi 12T 5G Smartphone User Manual](#)

XIAOMI 12T

Xiaomi 12T 5G Smartphone User Manual

Model: 12T

1. INTRODUCTION

This manual provides essential information for the safe and efficient use of your Xiaomi 12T 5G smartphone. Please read this guide thoroughly before operating your device to ensure optimal performance and longevity.



Figure 1.1: Front and rear view of the Xiaomi 12T 5G smartphone in silver. The device features a large display and a prominent camera module on the back.

2. WHAT'S IN THE BOX

Verify that all the following items are included in your product package:

- Xiaomi 12T Smartphone
- Adapter
- Phone Case
- Wall Charger
- Fast Car Charger 51W

3. INITIAL SETUP

3.1. SIM Card Installation

The Xiaomi 12T supports dual Nano SIM cards. To install:

1. Locate the SIM card tray on the side of the device.
2. Insert the SIM ejector tool into the small hole next to the tray and push gently until the tray pops out.
3. Place your Nano SIM card(s) into the tray with the gold contacts facing down. Ensure proper orientation.
4. Carefully reinsert the SIM card tray into the phone.

Note: This device does not support external SD cards.

3.2. Initial Charging

Before first use, it is recommended to fully charge your Xiaomi 12T. The device supports 120W HyperCharge technology for rapid charging.

- Connect the provided wall charger to a power outlet.
- Connect the USB cable to the charger and then to the USB-C port on your phone.
- A full charge can be achieved in approximately 19 minutes using the 120W charger.

3.3. Powering On/Off

- **To Power On:** Press and hold the Power button (located on the side) until the Xiaomi logo appears.
- **To Power Off:** Press and hold the Power button, then select "Power off" from the options displayed on the screen.

3.4. Initial Setup Wizard

Upon first power-on, follow the on-screen instructions to complete the initial setup, including language selection, Wi-Fi connection, Google account login, and security settings.

4. OPERATING YOUR DEVICE

4.1. Display Features

The Xiaomi 12T features a 6.67-inch AMOLED DotDisplay with a 120Hz refresh rate for smooth visuals and responsive touch. Key display characteristics include:

- **Resolution:** 2712x1220 (446 ppi)
- **Brightness:** 500 nits (typ), 900 nits peak brightness
- **Protection:** Corning Gorilla Glass 5
- **Features:** TrueColor display, HDR10+, Reading mode, Sunlight mode, 360° ambient light sensors.

4.2. Camera Usage

The device is equipped with a versatile triple camera system and a high-resolution front camera.

- **Main Camera:** 108MP wide-angle with OIS (Optical Image Stabilization) for clear photos, especially in low light.
- **Ultra-wide Lens:** For capturing expansive scenes.
- **Macro Lens:** For detailed close-up shots.
- **Front Camera:** 20MP in-display selfie camera.
- **Night Mode:** Utilize Night Mode for improved clarity and brightness in dim lighting conditions.

4.3. Network Connectivity

The Xiaomi 12T supports 5G and 4G LTE networks. For users in the USA, this device is compatible with T-Mobile, Metro PCS, and Mint Mobile. It is not compatible with Verizon, Sprint, Boost, or AT&T/Cricket networks.

Supported bands include:

- **5G:** n1/n3/n5/n7/n8/n20/n28/n38/n40/n41/n66/n77/n78
- **4G LTE:** 1/2/3/4/5/7/8/12/13/17/18/19/20/26/28/32/38/40/41/66
- **3G:** HSDPA 850/900/1700(AWS)/1900/2100
- **2G:** Quad Band

4.4. Performance

The device is powered by the MediaTek Dimensity 8100-Ultra processor, built on a 5nm manufacturing process, ensuring efficient and smooth operation for various tasks.



Figure 4.1: The Xiaomi 12T 5G smartphone displayed in blue, silver, and black color options, showcasing its sleek design.

5. MAINTENANCE

5.1. Cleaning Your Device

To clean your Xiaomi 12T, use a soft, lint-free cloth. Avoid using harsh chemicals, abrasive materials, or aerosol sprays, as these

can damage the screen and finish.

5.2. Software Updates

Your device runs on MIUI 13, based on Android 12. Regularly check for and install software updates to ensure optimal performance, security, and access to new features. Updates can typically be found in the device's Settings menu under "About phone" or "System update."

5.3. Battery Care

The Xiaomi 12T is equipped with a 5000mAh battery. To maximize battery lifespan:

- Avoid extreme temperatures.
- Use the provided charger for optimal charging.
- Avoid completely draining the battery frequently.

The device's advanced cooling system, featuring a 3725mm² vapor chamber, helps maintain optimal operating temperatures during intensive use and charging.

6. TROUBLESHOOTING

This section addresses common issues you might encounter with your Xiaomi 12T.

6.1. Device Not Responding

If your phone becomes unresponsive, try a force restart by pressing and holding the Power button for approximately 10-15 seconds until the device reboots.

6.2. Charging Issues

- Ensure the charging cable is securely connected to both the phone and the adapter.
- Verify that the wall outlet is functioning.
- Use only the original Xiaomi charger and cable to ensure 120W HyperCharge functionality.
- Inspect the USB-C port for any debris that might obstruct the connection.

6.3. Network Connectivity Problems

- Check if the SIM card is correctly inserted.
- Ensure your device is within network coverage.
- Restart the device.
- Verify that mobile data is enabled in your phone's settings.
- Confirm compatibility with your carrier (T-Mobile, Metro PCS, Mint Mobile in USA).

7. TECHNICAL SPECIFICATIONS

Model Name	Xiaomi 12T
Operating System	MIUI 13, based on Android 12
Processor	MediaTek Dimensity 8100-Ultra (Up to 2.85GHz)
RAM Memory	8 GB
Internal Storage	256 GB (No SD Card Slot)

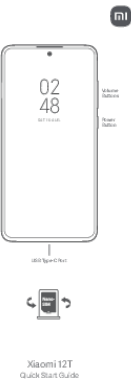
Screen Size	6.67 Inches AMOLED DotDisplay
Resolution	2712 x 1220 (446 ppi)
Refresh Rate	120 Hz
Main Camera	108MP (wide) + 8MP (ultra-wide) + 2MP (macro)
Front Camera	20MP
Battery Capacity	5000 mAh
Charging	120W HyperCharge
Wireless Carrier Compatibility (USA)	T-Mobile, Metro PCS, Mint Mobile (Unlocked Worldwide)
Dimensions (Package)	6 x 4 x 3 inches
Weight (Package)	13 ounces

8. WARRANTY AND SUPPORT

Important Warranty Information: This is an international model of the Xiaomi 12T. As such, there is **no warranty in the USA**. For any warranty-related inquiries or technical support, please contact the seller directly or refer to the warranty policy provided at the point of purchase.





For further assistance, you may also visit the official Xiaomi support website for general product information and resources.

Related Documents - 12T



[Xiaomi 12T Quick Start Guide: Setup, Features, and Safety](#)

Get started with your Xiaomi 12T. This guide provides essential setup instructions, MIUI overview, dual SIM details, important safety information, regulatory compliance, and technical specifications.

 <p>Xiaomi 12 Lite Quick Start Guide</p>	<p>Xiaomi 12 Lite Quick Start Guide: Setup, Safety, and Regulatory Information</p> <p>This guide provides essential information for setting up the Xiaomi 12 Lite smartphone, including MIUI overview, SIM card usage, safety precautions, regulatory compliance, and technical specifications.</p>
 <p>Xiaomi 13 Ultra Quick Start Guide</p>	<p>Xiaomi 13 Ultra Quick Start Guide</p> <p>Concise guide to setting up and using the Xiaomi 13 Ultra smartphone, including safety information, EU regulations, and technical specifications.</p>
 <p>Xiaomi 11T Pro Quick Start Guide</p>	<p>Xiaomi 11T Pro Quick Start Guide</p> <p>Get started with your Xiaomi 11T Pro smartphone. This guide provides essential information on setup, MIUI features, SIM card installation, safety precautions, and regulatory compliance.</p>
 <p>Xiaomi 13 Ultra Quick Start Guide</p>	<p>Xiaomi 13 Ultra Quick Start Guide</p> <p>Get started with your new Xiaomi 13 Ultra. This quick start guide provides essential information on setting up your device, safety precautions, and legal information.</p>



Xiaomi 11T
Quick Start Guide

[Xiaomi 11T Quick Start Guide: Setup, Safety, and Specifications](#)

Get started with your Xiaomi 11T. This quick start guide covers initial setup, important safety information, EU and FCC regulations, frequency bands, and technical specifications.