

Manuals+

[Q & A](#) | [Deep Search](#) | [Upload](#)

[manuals.plus](#) /

- › [Keychron](#) /
- › [Keychron K4 Pro Custom Wireless Mechanical Keyboard User Manual](#)

Keychron K4 Pro

Keychron K4 Pro Custom Wireless Mechanical Keyboard User Manual

Model: K4 Pro

INTRODUCTION

This manual provides detailed instructions for the Keychron K4 Pro Custom Wireless Mechanical Keyboard. The K4 Pro is a 96% layout keyboard featuring QMK/VIA programmability, hot-swappable switches, and RGB backlighting, designed for compatibility with macOS, Windows, and Linux operating systems. Please read this manual thoroughly to ensure proper setup and operation of your keyboard.



Image: Keychron K4 Pro Custom Wireless Mechanical Keyboard. This image displays the full keyboard layout, highlighting the brown switches and keycap design.

SETUP

1. Package Contents

Before proceeding, verify that all items are present in the package:

- 1x Fully Assembled Keyboard (Keychron K4 Pro)
- 1x Set of Keycaps (Double-Shot PBT, for Windows and macOS)
- 1x Set of Switches (Keychron K Pro Brown Switch)
- 1x PCB (Pre-installed)
- 1x Steel Plate (Pre-installed)
- 1x Sound Absorbing Foam (Pre-installed)
- 1x Silicone Bottom Pad (Pre-installed)
- 6 Sets of Stabilizers (PCB Screw-In, Pre-installed)
- 1x Type-A to Type-C Cable
- 1x Switch Puller
- 1x Keycap Puller
- 1x Screwdriver



Image: Keychron K4 Pro Fully Assembled Version. This image illustrates the keyboard and all components included in the package, such as the USB cable, keycap puller, and switch puller.

2. Connectivity

The Keychron K4 Pro supports both wireless Bluetooth and wired USB Type-C connections.

- **Wired Mode:** Connect the keyboard to your device using the provided USB Type-C cable. The keyboard will automatically switch to wired mode.
- **Bluetooth Mode:** To connect wirelessly, ensure the keyboard's mode switch (located on the back or side) is set to

Bluetooth. Press and hold **Fn + 1** (or **Fn + 2**, **Fn + 3**) for 4 seconds to enter pairing mode. The backlight will flash rapidly. On your device, search for "Keychron K4 Pro" in Bluetooth settings and connect. The keyboard can connect to up to three devices.




Image: Keyboard connected to multiple devices. This image shows the Keychron K4 Pro keyboard wirelessly connected to a laptop, tablet, and smartphone, demonstrating its multi-device Bluetooth capability.

3. Operating System Compatibility

The K4 Pro is compatible with macOS, Windows, and Linux. Use the OS switch on the keyboard to select the appropriate operating system mode for optimal key functionality.

4. Ergonomic Support

The keyboard features three levels of adjustable typing angles (3°, 7°, and 10°) to provide ergonomic support. Adjust the feet on the underside of the keyboard to your preferred angle.

Keychron K4 Pro - Fully Assembled Version

Keyboard

- 1x Fully Assembled Keyboard
- Including
- 1x PCB
- 1x Steel Plate
- 1x Sound Absorbing Foam
- 1x Silicone Bottom Pad
- 6 Sets of Stabilizers (PCB Screw-In)

- 1 Set of Keycaps (Double-Shot PBT)
- 1 Set of Switches (Keychron K Pro)

Cable

- 1x Type-A to Type-C Cable

Tools

- 1x Switch Puller
- 1x Keycap Puller
- 1x Screwdriver

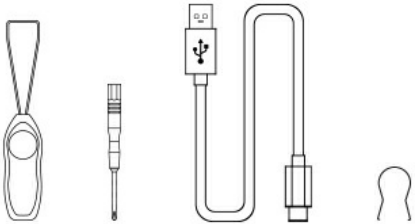


Image: Adjustable ergonomic support. This image highlights the adjustable feet on the underside of the keyboard, allowing for 3°, 7°, and 10° typing angles.

OPERATING INSTRUCTIONS

1. QMK/VIA Programmability

The K4 Pro supports full QMK and VIA programmability, allowing you to remap keys, create macros, and customize keyboard layouts. Connect the keyboard to your computer via USB and use the VIA software to access these features. The VIA software can be downloaded from the Keychron official website.

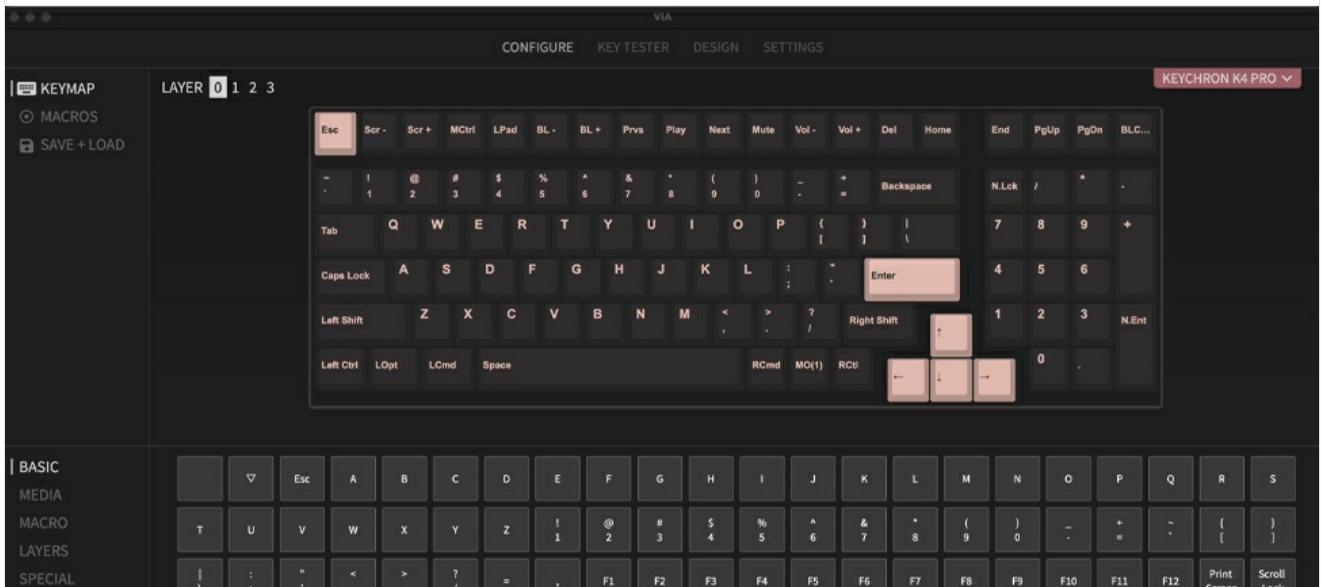



Image: Program with QMK & VIA. This image displays the VIA software interface, showing how users can remap keys and create macros for the Keychron K4 Pro.

2. Hot-swappable Switches

The K4 Pro features hot-swappable sockets, enabling you to change switches without soldering. The PCB is compatible with most 3-pin and 5-pin MX-style mechanical switches. Use the included switch puller to carefully remove and install switches.



Keychron K Pro Switch Features

	Operating force	Pre-travel	Travel distance	Behavior	Pre-lubed	Sound level	Suitable for
 Brown	50 ±10 gf	2 ±0.4 mm	4 ±0.4 mm	Tactile	Yes	Gentle	Midway Office/gaming

Image: Hot-swappable switches. This close-up image shows the hot-swappable sockets on the keyboard's PCB with switches installed and removed, illustrating the ease of switch replacement.

3. RGB Backlight Settings


The keyboard offers over 22 types of RGB backlight settings. You can adjust the RGB hue, saturation, brightness, and effect speed directly from the keyboard using key combinations (refer to the keyboard's quick start guide for specific key commands) or through the VIA software.



Image: 22 types of RGB Backlight. This image shows a close-up of the keyboard's keys illuminated with vibrant RGB backlighting, demonstrating the various lighting effects.

4. Internal Construction and Stabilizers

The K4 Pro is engineered with multiple layers including sound-absorbing foam, a silicone dampening bottom pad, and a steel plate to provide a responsive and quiet typing experience. The large keys (space bar, Shift, Enter, Delete) utilize screw-in PCB stabilizers for enhanced stability and smoother actuation. The keyboard supports third-party stabilizers like Cherry or Durock.



OSA Profile Double-shot PBT Keycaps



Pre-lubed Keychron K Pro Brown Switch



Screw-In PCB Stabilizers

Image: Exploded view of keyboard layers. This image illustrates the internal construction of the Keychron K4 Pro, showing the keycaps, switches, frame, sound-absorbing foam, plate, PCB, silicone bottom pad, and bottom case.

MAINTENANCE

1. Cleaning

To clean your keyboard, disconnect it from power. Use a soft, dry cloth to wipe the keycaps and frame. For deeper cleaning, remove keycaps using the included keycap puller and use compressed air to clear debris from between switches. Avoid using harsh chemicals or abrasive materials.

2. Switch Replacement

To replace a switch, gently pull off the keycap using the keycap puller. Then, use the switch puller to carefully grip and extract the switch from its socket. Align the pins of the new switch with the holes on the PCB and press firmly until it clicks into place. Ensure the pins are not bent before insertion.

TROUBLESHOOTING

If you encounter issues with your Keychron K4 Pro, refer to the following common troubleshooting steps:

- **Keyboard Not Responding:** Ensure the keyboard is properly connected via USB or successfully paired via Bluetooth. Check the OS switch position.
- **Bluetooth Connectivity Issues:** Try re-pairing the keyboard with your device. Ensure no other strong wireless signals are interfering. Fully charge the keyboard.
- **Keys Not Registering:** If a specific key is not working, it might be a faulty switch. Since the keyboard is hot-swappable, try replacing the switch with a spare one or swapping it with a less frequently used key to diagnose.
- **Backlight Not Working:** Check backlight settings using key combinations or VIA software. Ensure the keyboard is sufficiently charged if in wireless mode.
- **Firmware Update:** Visit the Keychron official website for the latest firmware updates and instructions, which can resolve various performance issues.

For further assistance, please contact Keychron customer support.

SPECIFICATIONS

Feature	Detail
Model Number	Keychron K4P-H3
Connectivity	Bluetooth, USB Type-C
Layout	96% Layout, 100 Keys
Switches	Keychron K Pro Brown (Hot-swappable)
Keycaps	OSA Profile Double-shot PBT
Backlighting	RGB (22+ types)
Compatible Devices	PC (macOS, Windows, Linux)
Ergonomic Features	Three levels of adjustable typing angle (3°, 7°, 10°)
Material	Silicone, Steel
Item Weight	3.79 pounds
Package Dimensions	18.5 x 7 x 2 inches
Batteries	1 Lithium Polymer battery (included)

Echo-Fueled, Future-Built

Forbes

Wirecutter

CNN



iMore

tom's guide

MKBHD
MARQUES BROWNLEE

WIRED

UNBOX THERAPY



TechCrunch

THE VERGE






Image: Keychron K Pro Switch Features. This table provides detailed specifications for the Keychron K Pro Brown switches, including operating force, pre-travel, travel distance, behavior (tactile), pre-lubed status, sound level (gentle), and suitability (midway office/gaming).




WARRANTY AND SUPPORT

Keychron provides a limited warranty for its products. For detailed warranty information, product registration, and technical support, please visit the official Keychron website. You can also find FAQs and additional resources there.


Official Website: www.keychron.com

Related Documents - K4 Pro

	Keychron Q3 Knob Version Quick Start Guide A quick start guide for the Keychron Q3 Knob Version mechanical keyboard, covering system switching, VIA software usage, layers, backlighting, warranty, and factory reset.
	Keychron K12 Pro Bluetooth Mechanical Keyboard User Guide Comprehensive guide for the Keychron K12 Pro Bluetooth Mechanical Keyboard, covering setup, features, key mapping, troubleshooting, and specifications. Learn how to connect, customize, and maintain your keyboard.
	Keychron K13 Pro Bluetooth Mechanical Keyboard User Manual Comprehensive user manual for the Keychron K13 Pro Bluetooth Mechanical Keyboard, covering setup, features, customization, troubleshooting, and specifications. Learn how to connect, use VIA software, manage backlight, and more.

	<p>Keychron V5 Max Quick Start Guide</p> <p>A comprehensive guide to setting up and using the Keychron V5 Max custom wireless mechanical keyboard, covering 2.4GHz, Bluetooth, and wired connections, backlighting, key rollover, VIA software, and troubleshooting.</p>
	<p>Keychron K5SE Bluetooth Mechanical Keyboard User Manual</p> <p>A comprehensive guide to the Keychron K5SE Bluetooth Mechanical Keyboard, covering setup, features, troubleshooting, and specifications. Learn how to connect, customize lighting, and optimize your typing experience.</p>
	<p>Keychron K10 Wireless Mechanical Keyboard Version 2 User Manual</p> <p>This document provides a comprehensive user manual for the Keychron K10 Wireless Mechanical Keyboard Version 2, covering setup, features, troubleshooting, and specifications. Learn how to connect via Bluetooth or wired mode, customize backlighting, manage layers, and utilize the Keychron Launcher app.</p>

Documents - Keychron – K4 Pro



[Keychron K4 Pro Quick Start Guide: Setup, VIA Software, and Customization](#)

A comprehensive quick start guide for the Keychron K4 Pro mechanical keyboard, covering Bluetooth and cable connections, VIA software for key remapping, backlight customization, warranty information, and factory reset procedures.

lang: score:36 filesize: 4.29 M page_count: 3 document date: 2023-05-11

[\[pdf\]](#) Guide

User Guide Amazon Keychron K4 Pro Custom Mechanical Keyboard with Hot Swappable K Blue Switch QMK VIA Programmable Macro Wireless Bluetooth Wired USB White LED Backlit for Mac Windows Linux Video Games C1pDghRSy8L m media amazon images I |||

Search white backlight here to download the JSON file if VIA does not automatically recognize keymap of the **K4 Pro**: [https://www.keychron.com/blogs/archived/k4 pro-factory-reset-and-firmware-flash](https://www.keychron.com/blogs/archived/k4-pro-factory-reset-and-firmware-flash) VIA Software for macOS, Windows, Linux:

<https://usevia.app/#/> How to Use VIA on Your Keychron K Pro ...

lang: score:36 filesize: 4.29 M page_count: 3 document date: 2023-05-11


[\[pdf\]](#) User Manual

User Manual Amazon Keychron K4 Pro Custom Wireless Mechanical Keyboard 96 Keys Hot swappable QMK VIA Programmable Macro with K Red Switch RGB Backlit Compatible Mac Windows Linux Black Video Games C1yCnE34SUL m media amazon images I |||

Search RGB keymap here to download the JSON file if VIA does not automatically recognize keymap of the **K4 Pro**: [https://www.keychron.com/blogs/archived/k4 pro-factory-reset-and-firmwareflash](https://www.keychron.com/blogs/archived/k4-pro-factory-reset-and-firmwareflash) VIA Software for macOS, Windows, Linux:

<https://usevia.app/#/> How to Use VIA on Your Keychron K Pro Series ...


lang:af score:32 filesize: 7.38 M page_count: 23 document date: 2023-05-11





[\[pdf\]](#) User Manual

User Manual Amazon Keychron K4 Pro Custom Mechanical Keyboard with Hot Swappable K Blue Switch QMK VIA Programmable Macro Wireless Bluetooth Wired USB White LED Backlit for Mac Windows Linux Video Games C1d9Mm9YO7L m media amazon images I |||
Search white backlight here to download the JSON file if VIA does not automatically recognize keymap of the **K4 Pro**: [https://www.keychron.com/blogs/archived/k4 pro-factory-reset-and-firmwareflash](https://www.keychron.com/blogs/archived/k4-pro-factory-reset-and-firmwareflash) VIA Software for macOS, Windows, Linux: <https://usevia.app/#/> How to Use VIA on Your Keychron K Pro Se...
lang:af **score:32** filesize: 7.38 M page_count: 23 document date: 2023-05-11



[Keychron K4 Pro Quick Start Guide](#)

A quick start guide for the Keychron K4 Pro keyboard, covering Bluetooth and wired connections, VIA software, backlighting, layers, and factory reset instructions.
lang:af **score:26** filesize: 6.47 M page_count: 2 document date: 2022-12-29



[\[pdf\]](#) User Manual

Keychron K4 Pro User Manual here v 1672370696 cdn shopify s files 1 0059 0630 1017 |||
...
lang:af **score:22** filesize: 14.3 M page_count: 40 document date: 2022-12-30



[\[pdf\]](#) Quick Start Guide Frequently Asked Questions Specifications Guide Warranty
ROG Claymore II Summer3 Chen STRIX SCOPE 96 WIRELESS 22 hours ago — quick start guide 1 x warranty booklet Strix Scope wrist rest x themed spacebar keycap USB cable sticker 4711387139967 f 0
boulanger scene7 is content Boulanger |||
ROG STRIX SCOPE II 96 WIRELESS 96 Wireless Mechanical Gaming Keyboard
Sales Kit TABLE OF CONTENTS ... 1000 / 1000 V Foam 1 x function switch button 1 x multiwheel V 377 x 131 x 40mm 1012g Keychron **K4 Pro** QMK/VIA EUR 104.00 w/VAT US 109.00 w/VAT 96 Bluetooth / Type C Bluetooth 300 hr RGB off B...
lang:en **score:20** filesize: 8.52 M page_count: 64 document date: 2023-07-05



[\[pdf\]](#) Test Report

EMC DSS test report Shenzhen Bipu Technology Co Ltd K8PRO 2ASF4 2ASF4K8PRO k8pro
Report No.: TZ230304122-E FCC TEST REPORT Test report On Behalf of Shenzhen Bipu Technology Co., Ltd For Bluetooth Mechanical Keyboard Model No: Keychron K8 Pro, Keychron K2 Pro, Keychron **K4 Pro**, Keychron K6 Pro, Keychron K10 Pro, Keychron K12 Pro, Keychron K14 Pro FCC ID: 2ASF4-K8PRO Prepared for...
lang:en **score:15** filesize: 871.79 K page_count: 37 document date: 2023-09-25



[pdf] Test Report

DSS Test Report Shenzhen Bipu Technology Co Ltd K4PRO Bluetooth Mechanical Keyboard 2ASF4 2ASF4K4PRO k4pro

Report No.: TZ230304116-E FCC TEST REPORT Test report On Behalf of Shenzhen Bipu Technology Co., Ltd For Bluetooth Mechanical Keyboard Model No: Keychron **K4 Pro** FCC ID: 2ASF4-K4PRO Prepared for : Shenzhen Bipu Technology Co., Ltd Building 2, Floor 2, Wenkeng Industrial Area, Dafa Road No.24, Bant...

lang:en score:15 filesize: 825.38 K page_count: 37 document date: 2023-04-17

Shenzhen Tongzhou Testing Co., Ltd. FCC ID: 2ASF4-K4PRO Report No.: TZ230304116-E

Appendix Test Data for BT(BDR/EDR) (Conducted Measurement)

Product Name: Bluetooth Mechanical Keyboard

Trade Mark: Keychron

Test Model: Keychron K4 Pro

FCC ID: 2ASF4-K4PRO

Environmental Conditions

Temperature:	22.8° C
Relative Humidity:	50%
ATM Pressure:	1013.0 kPa
Test Engineer:	Rong Li
Supervisory:	Hugo Chen
NOTE:	N/A

Appendix A: 20dB Emission Bandwidth

Test Result

No. Mode	Antenna	Channel	20dB Emission Bandwidth	F1 (MHz)	F2 (MHz)	Limit (dBm)	Value (dBm)
DHS	Ant1	2402	0.887	2401.547	2402.444
		2441	0.883	2440.541	2441.534
		2480	0.887	2479.550	2480.417


Page 5 of 24

[pdf]

Appendix Test Data for BT Shenzhen Bipu Technology Co Ltd K4PRO Bluetooth Mechanical Keyboard 2ASF4 2ASF4K4PRO k4pro

Shenzhen Tongzhou Testing Co.,Ltd FCC ID: 2ASF4-K4PRO Report No.: TZ230304116-E Appendix Test Data for BT BDR/EDR Conducted Measurement Product Name: Bluetooth Mechanical Keyboard Trade Mark: Keychron Test Model: Keychron **K4 Pro** FCC ID: 2ASF4-K4PRO Environmental Conditions Temperature: Rela...

lang:en score:14 filesize: 2.17 M page_count: 24 document date: 2023-04-17



[pdf]

Download Keychron K4 Pro Keyboard Plate File K4Pro US v 1672370066 cdn shopify s files 1 0059 0630 1017 |||

...

lang:en score:12 filesize: 9.17 K page_count: 1 document date: 0000-00-00



[pdf]

K4Pro 20230330 Keychron K4 Pro QMK VIA kopek manualJP kopek jp dev 2023 06 |||

...

lang:en score:11 filesize: 22.18 M page_count: 44 document date: 2023-03-30

