

Fenge 42.5Inch

Fenge Dual Monitor Stand (42.5-inch, White) Instruction Manual

Brand: Fenge | Model: 42.5Inch

INTRODUCTION

This instruction manual provides comprehensive guidance for the assembly, operation, and maintenance of your Fenge Dual Monitor Stand (42.5-inch, White). Designed to enhance desktop organization and promote ergonomic posture, this stand offers a practical solution for a more efficient workspace. Please read this manual thoroughly before assembly and use to ensure proper setup and longevity of your product.

PRODUCT FEATURES

The Fenge Dual Monitor Stand is engineered with several features to optimize your workspace:

- **Excellent Desktop Organizer:** Features a 2-tier design with a 3-compartment upper shelf for categorized item storage. The upper panel includes holder slots for smartphones and tablets, while the lower shelf accommodates keyboards and mice, contributing to a clutter-free desk.
- **Secure Materials & Stable Design:** Constructed from durable MDF (Medium-Density Fiberboard) with M-shaped aluminum legs, ensuring both aesthetic appeal and robust stability. The stand supports a maximum load capacity of 45 kg (99 lbs), suitable for two 27-inch monitors.
- **Optimal Desk Fit:** With a width of 108 cm (42.5 inches), this monitor stand is designed to integrate seamlessly with 120 cm or 140 cm work desks, providing ample space without overcrowding.
- **Ergonomic Design for Proper Posture:** Elevates your monitor by 14.5 cm (5.7 inches), encouraging a natural and healthy neck and back posture, thereby transforming your work style into a more ergonomic one.
- **Easy Installation:** The package includes a clear installation manual and all necessary tools, allowing for assembly in approximately 15 minutes.



Figure 1: Overview of the Fenge Dual Monitor Stand in a typical setup.

HIGH QUALITY WORKMANSHIP

18MM MDF

MDF material(Non ordinary particle board) smooth coating surface and easy to keep clean.

ALUMINUM FEET

Stable stand prevents your monitor from falling down.



Figure 2: Detail of the stand's construction, highlighting the 18mm MDF and stable aluminum feet.

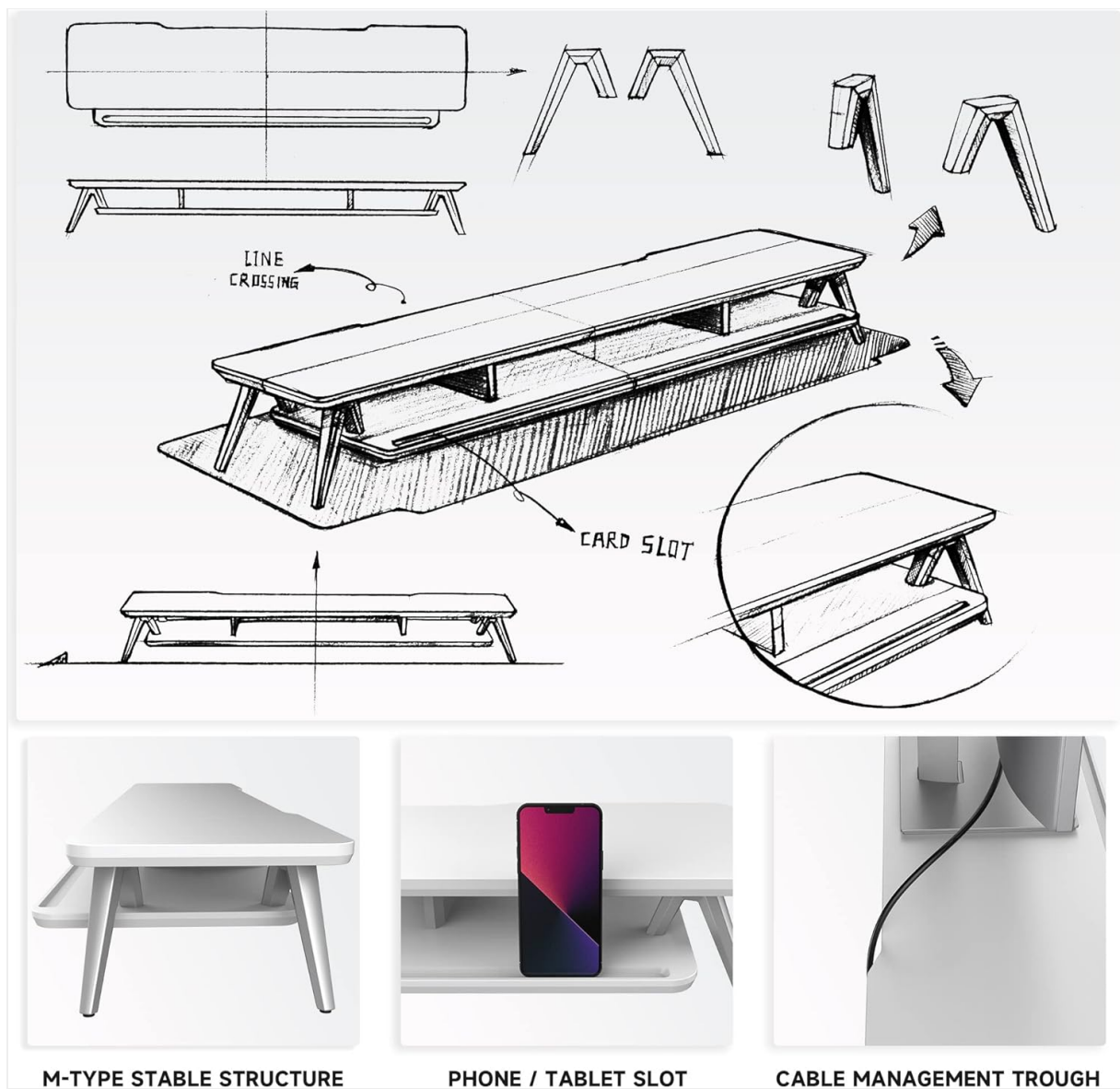


Figure 3: Design elements including the M-type stable structure, integrated phone/tablet slot, and cable management.



Figure 4: Demonstration of the large capacity storage and tablet holder feature.

SETUP AND ASSEMBLY

Assembly of the Fenge Dual Monitor Stand is designed to be straightforward. Please follow the steps outlined in the included manual. All necessary tools are provided.

1. Unpack all components and verify against the parts list in the included manual.
2. Attach the aluminum legs to the main shelf using the provided screws and screwdriver. Ensure all connections are secure.
3. Place the lower shelf into position, aligning it with the designated supports.
4. Position the assembled stand on your desk.
5. Place your monitors and other accessories on the stand as desired.



Figure 5: Visual comparison of a desk before and after implementing the monitor stand for organization.

OPERATING INSTRUCTIONS

The Fenge Dual Monitor Stand is designed for passive use, primarily for elevating monitors and organizing desk items. No active operation is required.

- **Monitor Placement:** Place your monitors on the top tier of the stand. Ensure they are centered and stable. The stand is designed to support two monitors up to 27 inches each, with a combined weight not exceeding 45 kg (99 lbs).
- **Ergonomic Positioning:** The 14.5 cm elevation helps align your monitors to eye level, reducing strain on your neck and shoulders. Adjust your chair height and monitor tilt for optimal viewing comfort.
- **Storage Utilization:** Use the lower shelf to store your keyboard and mouse when not in use, freeing up desk space. The integrated slots on the upper tier are ideal for holding smartphones and tablets upright for easy viewing. The three compartments on the upper shelf can be used for pens, sticky notes, or other small office supplies.
- **Cable Management:** Utilize the cable management features (if applicable to your specific model, refer to Figure 3) to route and conceal cables, maintaining a tidy workspace.



Figure 6: Example of the stand used with a single monitor and various accessories.



Figure 7: The monitor stand enhancing a clean and organized desk environment.

MAINTENANCE

To ensure the longevity and appearance of your Fenge Dual Monitor Stand, follow these simple maintenance guidelines:

- **Cleaning:** Wipe the surfaces with a soft, damp cloth. Avoid using harsh chemicals or abrasive cleaners, as these can damage the MDF finish and aluminum legs.
- **Dusting:** Regularly dust the stand with a dry, soft cloth to prevent dust buildup.
- **Avoid Excessive Moisture:** While the MDF has a smooth coating, prolonged exposure to moisture should be avoided to prevent warping or damage.
- **Check Connections:** Periodically check all screws and connections to ensure they remain tight and secure. Tighten if necessary.
- **Weight Distribution:** Distribute weight evenly across the top and lower shelves to maintain stability and prevent stress on any single point.

TROUBLESHOOTING

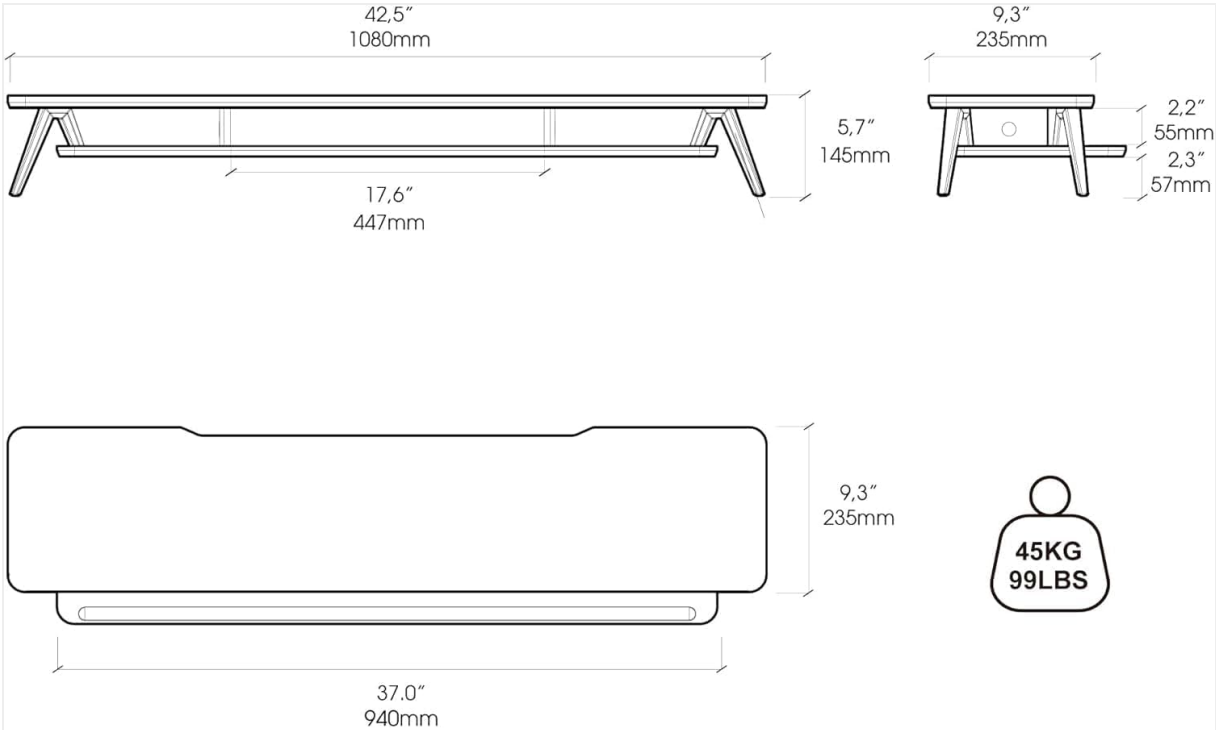
If you encounter any issues with your Fenge Dual Monitor Stand, consider the following common solutions:

- **Instability/Wobbling:** Ensure all assembly screws are fully tightened. Verify that the stand is placed on a flat, stable surface. Uneven weight distribution can also cause wobbling; redistribute items if necessary.
- **Missing Parts or Damaged Components:** If you find any parts missing or damaged upon arrival, please contact Fenge customer support immediately for assistance. Do not attempt to assemble the product with incomplete or damaged parts.
- **Difficulty with Assembly:** Re-read the installation manual carefully, paying close attention to

diagrams. Ensure you are using the correct screws for each step. If issues persist, contact customer support.

SPECIFICATIONS

| Attribute | Detail |
|-----------------------------|--|
| Brand | Fenge |
| Model | 42.5Inch |
| Color | White |
| Material | MDF Wood & Aluminum Legs |
| Item Dimensions (L x W x H) | 108 x 28 x 14.5 Centimetres (42.5 x 11 x 5.7 inches) |
| Item Weight | 7.09 Kilograms (15.63 lbs) |
| Load Capacity | 50 KG (110 lbs) - Note: Product feature states 45KG/99lbs, using the higher spec from detailed list. |
| Assembly Required | Yes |
| Base Type | Pedestal |
| Special Feature | Portable |



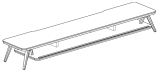


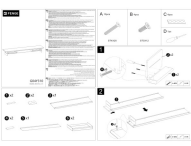
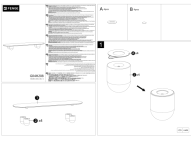
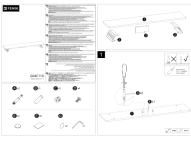
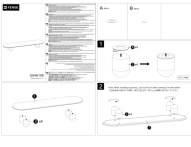
DIMENSIONS.GUIDE

Figure 8: Detailed dimensions and load capacity of the monitor stand.

WARRANTY AND SUPPORT

Fenge is committed to providing high-quality products. For any quality issues, shipping damage, or inquiries regarding your Fenge Dual Monitor Stand, please contact our customer support. We offer free returns/refunds for eligible issues. Contact information can typically be found on the product packaging or the official Fenge website.

Related Documents - 42.5Inch

| | |
|--|---|
| <p>FR-SG</p>   | <p>Fenge FR-SG Desk Shelf Assembly Instructions</p> <p>A comprehensive guide to assembling the Fenge FR-SG desk shelf, detailing all parts, hardware, and step-by-step instructions for a smooth setup.</p> |
|  | <p>FENGЕ Frida Large Monitor Stand F310 Assembly Instructions</p> <p>Step-by-step assembly guide for the FENGЕ Frida Large Monitor Stand F310, a modern wood monitor riser with storage for dual screens.</p> |
|  | <p>FENGЕ G04Y310 Yugen Large Monitor Stand Assembly Instructions</p> <p>Official installation manual for the FENGЕ G04Y310 Yugen Large Monitor Stand. Provides detailed, step-by-step assembly instructions, parts list, and safety guidelines for setting up your monitor stand.</p> |
|  | <p>FENGЕ G04H208 Nova Monitor Stand Installation Guide</p> <p>Step-by-step assembly instructions for the FENGЕ G04H208 Nova Monitor Stand, including parts list and visual guidance.</p> |
|  | <p>FENGЕ G04C110 Core Monitor Stand Assembly Instructions</p> <p>Step-by-step assembly guide for the FENGЕ G04C110 Core Monitor Stand, detailing parts and installation process.</p> |
|  | <p>FENGЕ Nova H108 Monitor Stand Installation Guide</p> <p>Official installation manual for the FENGЕ Nova H108 Monitor Stand, providing step-by-step assembly instructions, safety guidelines, and maintenance information.</p> |