

Oxhark Flame 48-inch (B0BMLZSCNS)

Oxhark Flame 48-inch Electric Fireplace Instruction Manual

Model: 48-inch (B0BMLZSCNS)

Brand: Oxhark Flame

INTRODUCTION

Thank you for choosing the Oxhark Flame 48-inch Electric Fireplace. This manual provides essential information for the safe and efficient installation, operation, and maintenance of your new electric fireplace. Please read all instructions carefully before use and retain this manual for future reference.

IMPORTANT SAFETY INFORMATION

WARNING: To reduce the risk of fire, electric shock, or injury, read all instructions before using this appliance.

- Always unplug the fireplace when not in use.
- Do not operate any fireplace with a damaged cord or plug, or if the heater has malfunctioned or been dropped/damaged.
- Do not use outdoors. This fireplace is intended for indoor use only.
- Keep combustible materials, such as furniture, pillows, bedding, papers, clothes, and curtains at least 3 feet (0.9 m) from the front of the fireplace.
- Do not insert or allow foreign objects to enter any ventilation or exhaust opening as this may cause an electric shock or fire, or damage the fireplace.
- This fireplace is hot when in use. To avoid burns, do not let bare skin touch hot surfaces.
- Close supervision is necessary when any heater is used by or near children or invalids.

PACKAGE CONTENTS

Verify that all components are present before beginning installation:

- Oxhark Flame 48-inch Electric Fireplace Unit
- Remote Control (requires 2 AAA batteries, not included)
- Realistic Logs
- Crystals Fuel Bed
- Mounting Hardware (screws, anchors)



Image: Included accessories for the electric fireplace.

SPECIFICATIONS

Feature	Detail
Brand	Oxhark Flame
Model Number	B0BMLZSCNS
Power Source	DC
Product Dimensions (D x W x H)	5.5"D x 48"W x 17.7"H
Material	Metal
Finish Type	Powder Coated
Installation Type	Wall Mount, Recessed
Heat Output	5100 British Thermal Units
Heat Modes	750W (LO) / 1500W (HI)
Special Feature	Adjustable Flame Colors, Adjustable Fuel Bed Colors, Timer, Overheating Protection
Flame Colors	13 options
Fuel Bed Colors	13 options
Timer	1-9 hours
Heating Coverage	Up to 400 square ft.

Temperature Range	62°F~99°F (17°C~37°C)
Item Weight	22 Kilograms

INSTALLATION

Your Oxhark Flame electric fireplace offers two installation methods: recessed in-wall or wall-mounted. Choose the method that best suits your space and follow the instructions carefully.

General Installation Guidelines

- Ensure the installation location is near a grounded electrical outlet.
- Maintain proper clearances from combustible materials as specified in the safety information.
- For recessed installation, ensure the wall opening dimensions match the fireplace specifications (48"W x 17.7"H x 5.5"D).
- For wall-mounted installation, use appropriate mounting hardware for your wall type.

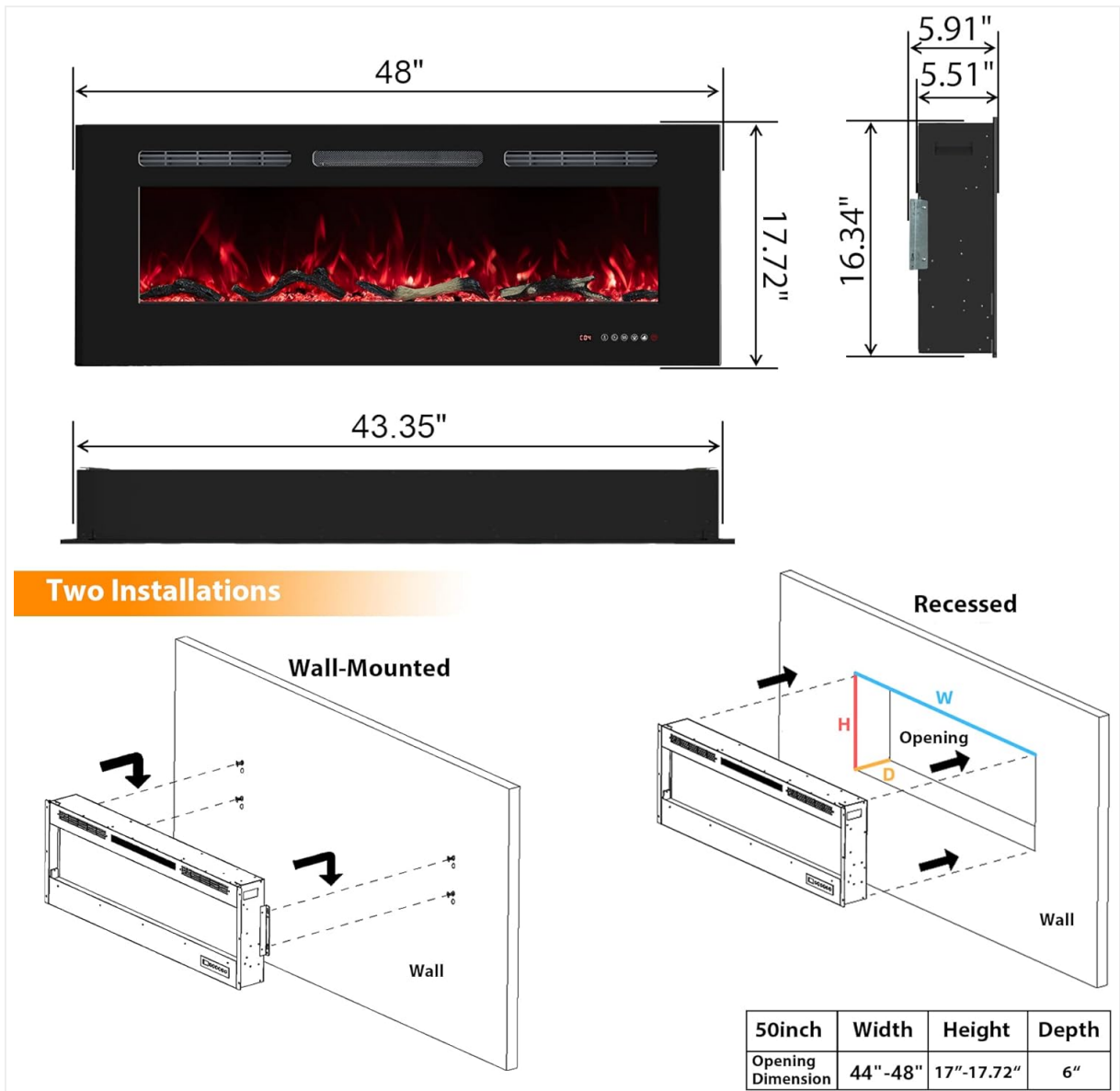


Image: Two installation methods: Wall-Mounted and Recessed, with dimensions.




**Oxhark
Flame**

Electric Fireplace For Elegant Home

Image: Example of recessed in-wall installation.



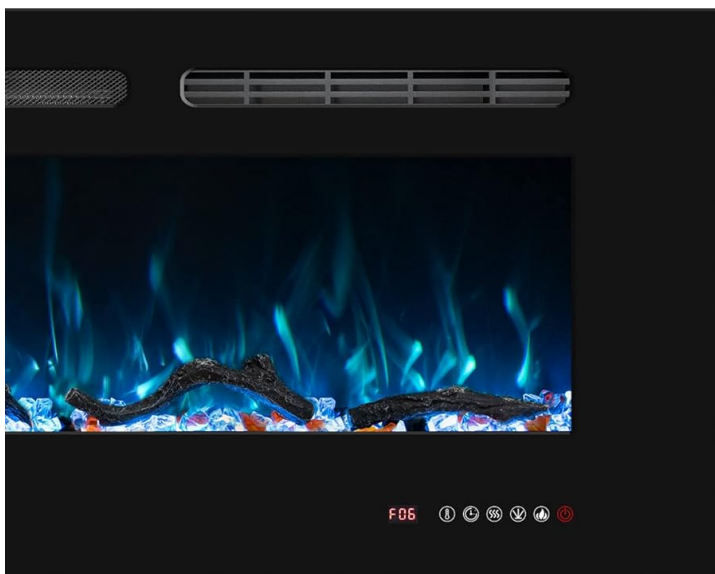
**Tempered
Glass Panel**



Air Outlet



Convenient Handle



Fixed Plate

Image: Example of wall-mounted installation.

OPERATING INSTRUCTIONS

Your electric fireplace can be operated using the touch control panel on the unit or the included remote control.

Control Panel and Remote Functions



CUSTOMIZE YOUR FIREPLACE

Combine 13 Flame Colors with
13 Ember Colors



Image: Overview of the control panel and remote control functions.

- **Power On/Off:** Press the power button to turn the unit on or off.
- **Heat Settings:** Select between 750W (LO) and 1500W (HI) heat modes. The heater can warm rooms up to 400 sq. ft.
- **Temperature Adjustment:** Use the thermostat to set your desired room temperature between 62°F (17°C) and 99°F (37°C). The unit will automatically maintain the set temperature.
- **Flame Color:** Choose from 13 vibrant flame colors to match your mood or decor.
- **Fuel Bed Color:** Select from 13 fuel bed colors to enhance the visual effect of the realistic logs and crystals.
- **Timer Function:** Set the automatic shut-off timer from 1 to 9 hours.
- **Overheating Protection:** The unit is equipped with an automatic shut-off feature if it overheats, ensuring safety.



Image: Customize your fireplace with 13 flame colors and 13 fuel bed colors.

Product Video Overview

Your browser does not support the video tag.

Video: An overview of the Oxhark Flame Electric Fireplace, showcasing its features and how it can warm and decorate your home.

MAINTENANCE

Regular maintenance ensures the longevity and optimal performance of your electric fireplace.

- **Cleaning:** Always unplug the unit before cleaning. Use a soft, damp cloth to wipe the exterior surfaces. Do not use abrasive cleaners or sprays.
- **Ventilation:** Ensure the air outlets are free from dust and obstructions. Periodically clean the vents with a soft brush or vacuum cleaner.
- **Storage:** If storing the fireplace for an extended period, unplug it and store it in a dry, dust-free location.

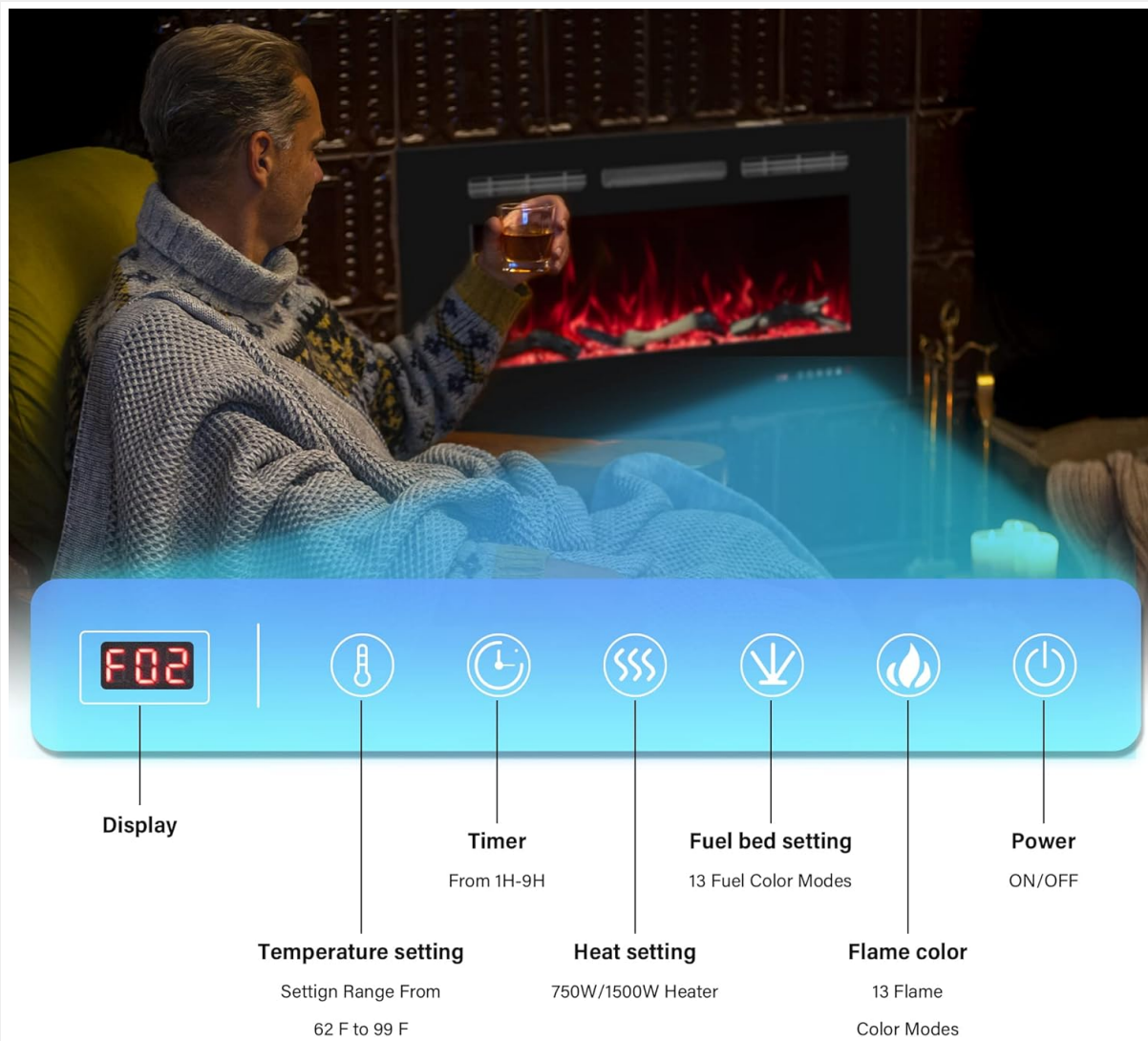


Image: Details of the fireplace components, including the air outlet for maintenance reference.

TROUBLESHOOTING

If you experience issues with your electric fireplace, refer to the following common problems and solutions:

- **No Power:** Check if the power cord is securely plugged into a grounded outlet. Verify that the circuit breaker is not tripped.
- **No Heat:** Ensure the heat function is activated and the temperature setting is higher than the ambient room temperature. Check for any obstructions in the air outlets.
- **Remote Control Not Working:** Replace the batteries in the remote control. Ensure there are no obstructions between the remote and the fireplace sensor.
- **Flame Effect Not Working:** Check if the flame effect is turned on. If the issue persists, contact customer support.
- **Unit Shuts Off Unexpectedly:** This may be due to the overheating protection system. Unplug the unit, allow it to cool for 15-20 minutes, and then plug it back in. Ensure proper ventilation.

WARRANTY AND SUPPORT

The Oxhark Flame electric fireplace comes with a **1-year warranty period**. We also provide **lifetime technical consulting services**. For any questions, concerns, or technical assistance, please contact Oxhark Flame customer service. Our team is dedicated to solving your problems promptly.

Contact Information: Please refer to the contact details provided on your purchase receipt or the official Oxhark Flame website for customer service.

