



Manuals.plus /

› EDJO /

› EDJO 2.4G Wireless Keyboard and Mouse Combo User Manual

EDJO Wireless Keyboard and Mouse Combo

EDJO 2.4G Wireless Keyboard and Mouse Combo Instruction Manual

Model: Wireless Keyboard and Mouse Combo

Brand: EDJO

INTRODUCTION

Welcome to your new EDJO 2.4G Wireless Keyboard and Mouse Combo. This manual provides detailed instructions for setup, operation, maintenance, and troubleshooting to ensure optimal performance of your device.

PACKAGE CONTENTS

- 1 x Wireless Keyboard
- 1 x Wireless Mouse
- 1 x 2-in-1 USB Receiver
- 1 x User Manual (This document)



The package includes the full-sized wireless keyboard, the ergonomic wireless mouse, and a compact 2-in-1 USB receiver for seamless connectivity.

SETUP INSTRUCTIONS

1. Battery Installation

The keyboard requires 1 AA battery and the mouse requires 2 AAA batteries (batteries not included).

For the mouse: Open the battery compartment cover on the underside of the mouse. Insert 2 AAA batteries, ensuring correct polarity. The USB receiver is stored within this compartment; remove it before closing the cover.


For the keyboard: Open the battery compartment cover on the underside of the keyboard. Insert 1 AA battery, ensuring correct polarity.

WIRELESS OPTICAL MOUSE

Symmetrical design

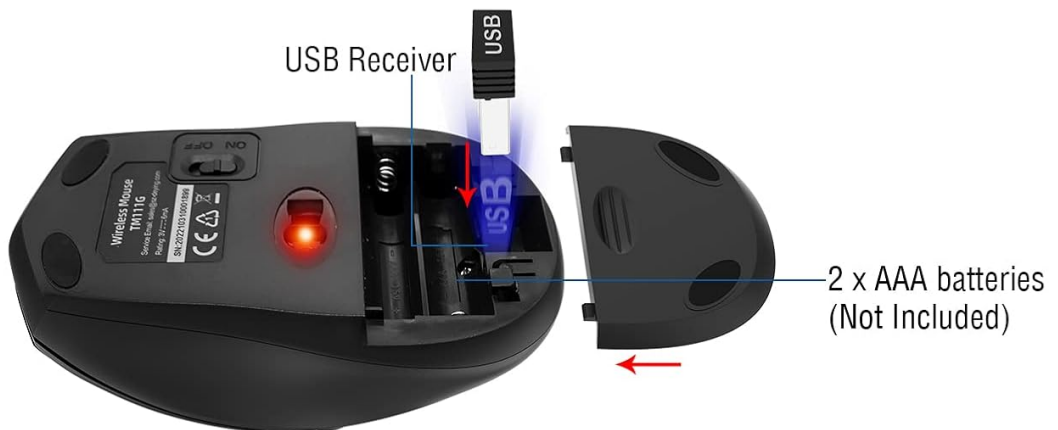


Anti-slip roller



ON/OFF Switch

Laser light



2 x AAA batteries
(Not Included)

Note: The USB receiver is stored in the battery compartment of the mouse.

Locate the battery compartment on the underside of the mouse. The 2-in-1 USB receiver is conveniently stored here. Insert 2 AAA batteries and ensure the ON/OFF switch is set to 'ON'.

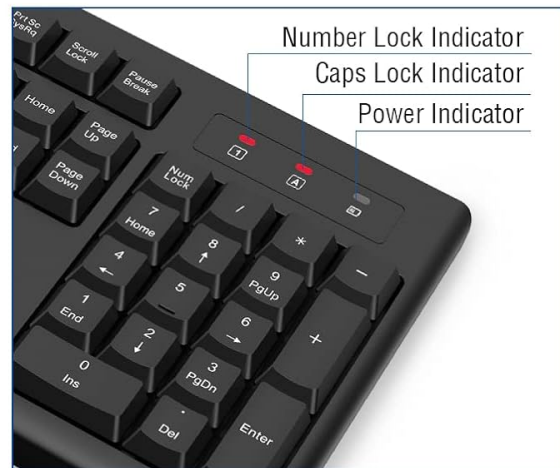
COMFORTABLE WIRELESS KEYBOARD



Foldable Stand



Anti-slip Rubber Feet



The keyboard's battery slot is located on its underside. Insert 1 AA battery into this slot.

2. Connecting the USB Receiver

Locate the 2-in-1 USB receiver.

Insert the USB receiver into an available USB port on your computer (PC, Laptop, Desktop).

The system will automatically detect and install the necessary drivers. No manual driver installation is required.

2.4G WIRELESS CONNECTION

Plug & Play, one nano receiver connects both the keyboard and mouse.



The single 2-in-1 USB receiver provides a stable 2.4G wireless connection for both the keyboard and mouse, with an effective range of up to 33 feet (10 meters).

PRODUCT FEATURES

Keyboard Features

- Full-Sized Layout: Provides a complete set of keys for efficient typing.
- Foldable Stand: Allows adjustment of the keyboard angle for comfortable typing.
- Anti-slip Rubber Feet: Ensures stability and prevents movement during use.
- Quiet Crater-Switch Keys: Designed for silent and comfortable typing.
- Indicator Lights: Includes Number Lock, Caps Lock, and Power indicators.

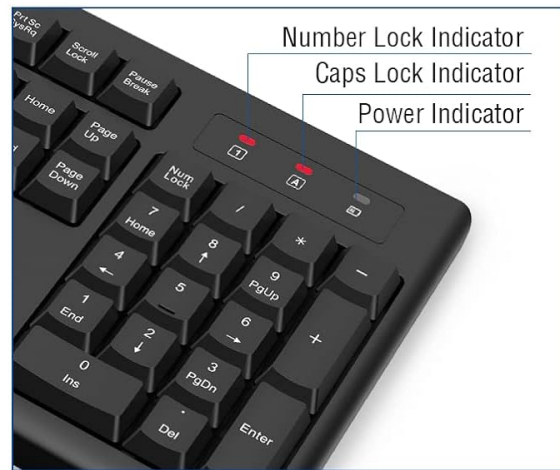
COMFORTABLE WIRELESS KEYBOARD



Foldable Stand



Anti-slip Rubber Feet



The keyboard features a foldable stand for ergonomic positioning, anti-slip rubber feet for stability, and quiet crater-switch keys for a comfortable typing experience. Indicator lights for Num Lock, Caps Lock, and Power are located in the upper right corner.

Mouse Features


- Symmetrical Design: Comfortable for both left and right-handed users.
- Anti-slip Roller: Provides precise scrolling control.
- 3-Level DPI Adjustment: Allows customization of mouse sensitivity.
- Optical Tracking: Ensures precise tracking on most smooth surfaces.
- ON/OFF Switch: For power conservation when not in use.

WIRELESS OPTICAL MOUSE

Symmetrical design

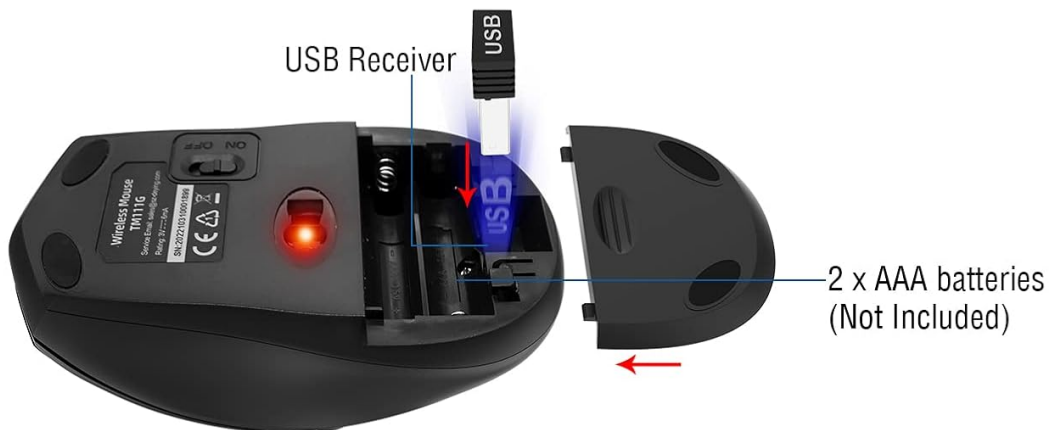


Anti-slip roller



ON/OFF Switch

Laser light



2 x AAA batteries
(Not Included)

Note: The USB receiver is stored in the battery compartment of the mouse.

The mouse features a symmetrical design for universal comfort, an anti-slip scroll wheel, and an ON/OFF switch on its underside to conserve battery life.

OPERATING INSTRUCTIONS

General Use

Once the USB receiver is plugged in and batteries are installed, the keyboard and mouse are ready for immediate use.

Ensure the mouse's ON/OFF switch is in the 'ON' position.

Multimedia Hotkeys (Keyboard)










The keyboard features 12 multimedia hotkeys (Fn + F1-F12) for quick access to various functions.

- Fn+F1: Music
- Fn+F2: Volume Down
- Fn+F3: Volume Up
- Fn+F4: Mute

- Fn+F5: Previous Track
- Fn+F6: Next Track
- Fn+F7: Play/Pause
- Fn+F8: Stop
- Fn+F9: Browser
- Fn+F10: Mail
- Fn+F11: Computer
- Fn+F12: Favorites

Note: Some multimedia functions may not be available with Mac OS.

12 MULTIMEDIA FUNCTION HOTKEYS

Fn+F1  Music	Fn+F2  Volume(-)	Fn+F3  Volume(+)	Fn+F4  Mute
Fn+F5  Previous Track	Fn+F6  Next Track	Fn+F7  Play/Pause	Fn+F8  Stop
Fn+F9  Browser	Fn+F10  Mail	Fn+F11  Computer	Fn+F12  Favorites

NOTE: Some multimedia function are not available with Mac OS



The keyboard includes dedicated multimedia hotkeys (Fn + F1-F12) for convenient control over media playback, volume, and quick access to applications like browser and email.

DPI Adjustment (Mouse)

The mouse offers 3 levels of DPI adjustment to change cursor sensitivity. Press the DPI button (usually located near the scroll wheel) to cycle through the settings.

POWER MANAGEMENT

The EDJO wireless keyboard and mouse combo features an automatic power-saving function to extend battery life.

- Keyboard: Enters sleep mode after 6 minutes of inactivity. Press any key to wake it up.
- Mouse: Enters sleep mode after 25 seconds of inactivity. Click any button to activate it.

AUTOMATIC POWER SAVING FUNCTION



Press any key to active



Click any button to active

Both the keyboard and mouse feature automatic sleep modes to conserve battery power during periods of inactivity. The keyboard sleeps after 6 minutes, and the mouse after 25 seconds. Simply press a key or click a button to wake them.

COMPATIBILITY

The EDJO Wireless Keyboard and Mouse Combo is widely compatible with various operating systems and devices:

- Operating Systems: Windows XP/Vista/7/8/8.1/10, Mac OS, and other operating systems.
- Devices: Computers, PCs, Laptops, Desktops, and more.

WIDELY COMPATIBLE

Compatible with windows XP/Vista/7/8/8.1/10, Mac and other operating systems



This wireless combo offers broad compatibility with popular operating systems and can be used with a wide range of devices including PCs, laptops, and desktops.

TROUBLESHOOTING

No Connection / Device Not Responding

- **Check Batteries:** Ensure fresh batteries are installed in both the keyboard (1 AA) and mouse (2 AAA) with correct polarity.
- **Mouse ON/OFF Switch:** Verify the mouse's ON/OFF switch is in the 'ON' position.
- **USB Receiver:** Ensure the USB receiver is securely plugged into a working USB port on your computer. Try a different USB port.
- **Re-pairing:** If connection is lost, try re-pairing by unplugging and re-plugging the USB receiver, then turning the mouse off and on. For the keyboard, remove and re-insert the battery.
- **Distance:** Ensure the keyboard and mouse are within the 33ft (10m) operating range of the USB receiver.

Lag or Intermittent Connection

- **Interference:** Move the devices away from other wireless devices (e.g., Wi-Fi routers, cordless phones)

that might cause interference.

- Surface: Ensure the mouse is used on a suitable surface for optical tracking.

Multimedia Keys Not Working on Mac OS

As noted, some multimedia functions may not be fully supported on Mac OS due to system differences.

SPECIFICATIONS

Feature	Detail
Brand	EDJO
Model	Wireless Keyboard and Mouse Combo
Connectivity	2.4G Wireless (via single USB receiver)
Wireless Range	Up to 33 ft (10 m)
Keyboard Battery	1 x AA (not included)
Mouse Battery	2 x AAA (not included)
Product Dimensions	17.36 x 5.81 x 0.9 inches
Item Weight	1.52 pounds
Color	Black
Compatible OS	Windows XP/Vista/7/8/8.1/10, Mac OS
Special Features	Palm Rest, 3-Level DPI, 12 Multimedia Hotkeys, Auto Power Saving

WARRANTY AND SUPPORT

This EDJO product comes with a 12-month warranty from the date of purchase.

For any questions, issues, or after-sales service, please contact us via Amazon email. We are committed to providing the best customer support.

For further assistance, you may also find a service email address printed on the underside of the keyboard.

 **Climate Pledge Friendly**

The EDJO brand is based on the concept of low carbon and environmental protection to maintain the sustainability of natural ecosystem.



EDJO is dedicated to providing excellent customer service, including a 12-month warranty, 24-hour response, and lifetime technical support.