

Evenflo Pivot Xpand Modular Travel System with LiteMax Infant Car Seat

Evenflo Pivot Xpand Modular Travel System with LiteMax Infant Car Seat User Manual

Model: Pivot Xpand Modular Travel System with LiteMax Infant Car Seat (57112459AZ)

1. INTRODUCTION AND OVERVIEW

The Evenflo Pivot Xpand Modular Travel System with LiteMax Infant Car Seat is designed for families seeking versatility and safety. This system easily transitions from a single to a double stroller without the need for additional adapters or tools. It offers up to 23 configurations in the USA for infant and toddler seating, accommodating various heights in both parent-facing and forward-facing modes. The LiteMax Infant Car Seat includes an Anti-Rebound Bar for enhanced safety.



Figure 1: Evenflo Pivot Xpand Modular Travel System with Infant Car Seat and Toddler Seat.

2. WHAT'S IN THE BOX

- 1 Stroller Frame
- 1 LiteMax Infant Car Seat with Anti-Rebound Bar
- 1 Toddler Seat (convertible to carriage mode)

3. SETUP INSTRUCTIONS

3.1 Stroller Assembly and Configuration

The Pivot Xpand stroller frame is designed for easy expansion to accommodate a second seat. Simply slide up and flip out the integrated seat mounts to add a second toddler seat or infant car seat. No tools or adapters are required for this conversion.



Figure 2: Stroller frame demonstrating the easy conversion from single to double seating.

The system supports up to 23 configurations, allowing for various arrangements of infant car seats and toddler seats in both forward-facing and parent-facing modes.



Figure 3: Visual representation of the 23 possible seating configurations.

3.2 LiteMax Infant Car Seat Base Installation

The LiteMax Infant Car Seat base features an integrated belt lock-off system, a multi-position base, and a recline indicator to assist with proper installation in your vehicle. The Anti-Rebound Bar absorbs and dissipates crash forces, providing additional stability.

Video 1: Demonstration of the Evenflo LiteMax Infant Car Seat base installation and features.

For detailed installation guidance, refer to the car seat manual or contact Evenflo ParentLink customer service for real-time video support with a certified car seat safety technician.

4. OPERATING INSTRUCTIONS

4.1 Toddler Seat and Bassinet Mode

The toddler seat can be easily converted into a lay-flat carriage mode, ideal for infants to stretch out. The adjustable canopy offers three height positions to accommodate children up to 43 inches tall.

Video 2: Demonstration of the bassinet attachment and its features.



ADJUSTABLE CANOPY GROWS WITH YOUR CHILD

Figure 4: The adjustable canopy provides three height options for growing children.

4.2 Infant Car Seat Features

The LiteMax Infant Car Seat features a 5-point harness system with adjustable straps to ensure a secure fit as your child grows. The handle can be adjusted to multiple positions for carrying or stability. An integrated Anti-Rebound Bar is designed to absorb and dissipate crash forces.




SINGLE TO DOUBLE, NO TOOLS REQUIRED

Figure 5: The Anti-Rebound Bar on the LiteMax Infant Car Seat enhances safety.

4.3 Stroller Maneuverability and Storage

Large cruiser tires with front-wheel swivel and rear-wheel suspension provide a smooth ride and superior maneuverability across various terrains. The flip-flop friendly rear brake safely locks the wheels in place. The extra-large, easy-access storage basket expands to over 2 feet in length, offering ample space for essentials.



REAR SUSPENSION

FLIP-FLOP FRIENDLY BRAKE

REMOVABLE CUP HOLDER

OVERSIZED STORAGE BASKET

Figure 6: Key features for stroller maneuverability and convenience.

4.4 Folding the Stroller

The Pivot Xpand stroller folds compactly with the toddler seat attached and self-stands for convenient storage. To fold, ensure the toddler seat is in the upright position, then follow the folding mechanism instructions located on the stroller frame.



Figure 7: The stroller in its compact, folded position.

5. MAINTENANCE AND CARE

Clean minor spills and stains on cloth, vinyl, or plastic surfaces with cold water and mild soap. Air dry. For models with removable seat pads, machine wash them separately in cold water on a delicate cycle. Do not use chlorine bleach. Tumble dry for 10-15 minutes on low heat and remove immediately. Do not iron or dry clean. Metal and plastic parts can be wiped clean with a soft damp cloth and dried with a soft cloth. Do not use abrasive cleaners.

6. SPECIFICATIONS

- **Product Dimensions:** 39 x 26.5 x 39.25 inches
- **Item Model Number:** 57112459AZ
- **Maximum Weight Recommendation:** 55 Pounds
- **Material Type:** Polyester




- **Material Composition:** Polyester
- **Harness Type:** 5-Point
- **Seating Capacity:** 2
- **Tire Material:** Rubber
- **Folded Size:** 26.5" W x 23.75" D x 33.75" H
- **Item Weight:** 30.9 pounds

7. SUPPORT

For assistance with installation or any product-related inquiries, Evenflo offers ParentLink customer service. You can access live video support with a certified car seat safety technician to ensure proper vehicle installation.

Visit the [Evenflo Store](#) for more information and accessories.

Related Documents - Pivot Xpand Modular Travel System with LiteMax Infant Car Seat

	<p>Evenflo SHYFT INTUITI & INTUITI+ Modular Stroller Travel System User Manual</p> <p>Comprehensive user manual for the Evenflo SHYFT INTUITI and INTUITI+ modular stroller travel system, covering assembly, usage, care, and safety instructions.</p>
	<p>Evenflo PIVOT SUITE Stroller/Travel System User Manual</p> <p>This manual provides essential instructions for assembling, using, and maintaining the Evenflo PIVOT SUITE Stroller/Travel System. It includes safety warnings, usage configurations, and care guidelines for optimal performance and child safety.</p>
	<p>Evenflo Pivot Xpand Stroller Travel System User Manual</p> <p>Comprehensive user manual for the Evenflo Pivot Xpand Stroller/Travel System, covering assembly, dual modes (Toddler Seat and Carriage), safety guidelines, infant car seat compatibility, and maintenance. Learn to configure for single or double use.</p>

