



[Manuals.plus](#) /

› [AMPLE](#) /

› AMPLE TWS-10I True Wireless Earbuds User Manual

AMPLE TWS-10i

AMPLE TWS-10I True Wireless Earbuds User Manual

Model: TWS-10i

INTRODUCTION

This manual provides detailed instructions for the operation and maintenance of your AMPLE TWS-10I True Wireless Earbuds. Please read this manual thoroughly before use to ensure proper functionality and longevity of your device.

PRODUCT OVERVIEW

The AMPLE TWS-10I earbuds feature Bluetooth 5.2 technology, offering stable connectivity and enhanced audio performance. They are designed for comfortable wear and intuitive control.




Image: AMPLE TWS-10I True Wireless Earbuds with their charging case. The earbuds are white and the case is transparent, showing the earbuds inside.

SETUP

1. Initial Charging

Before first use, ensure both the earbuds and the charging case are fully charged.

- Place the earbuds into the charging case.
- Connect the charging case to a power source using a compatible USB cable.
- The blue light on the charging case will flash during charging and remain solid when fully charged.
- The earbuds will show a red light while charging, which will turn off once fully charged.



Mini, Fitting To the Ear

Mini size, pressure-free fitting

Image: A close-up view of the earbuds inside the charging case, illustrating the charging process.

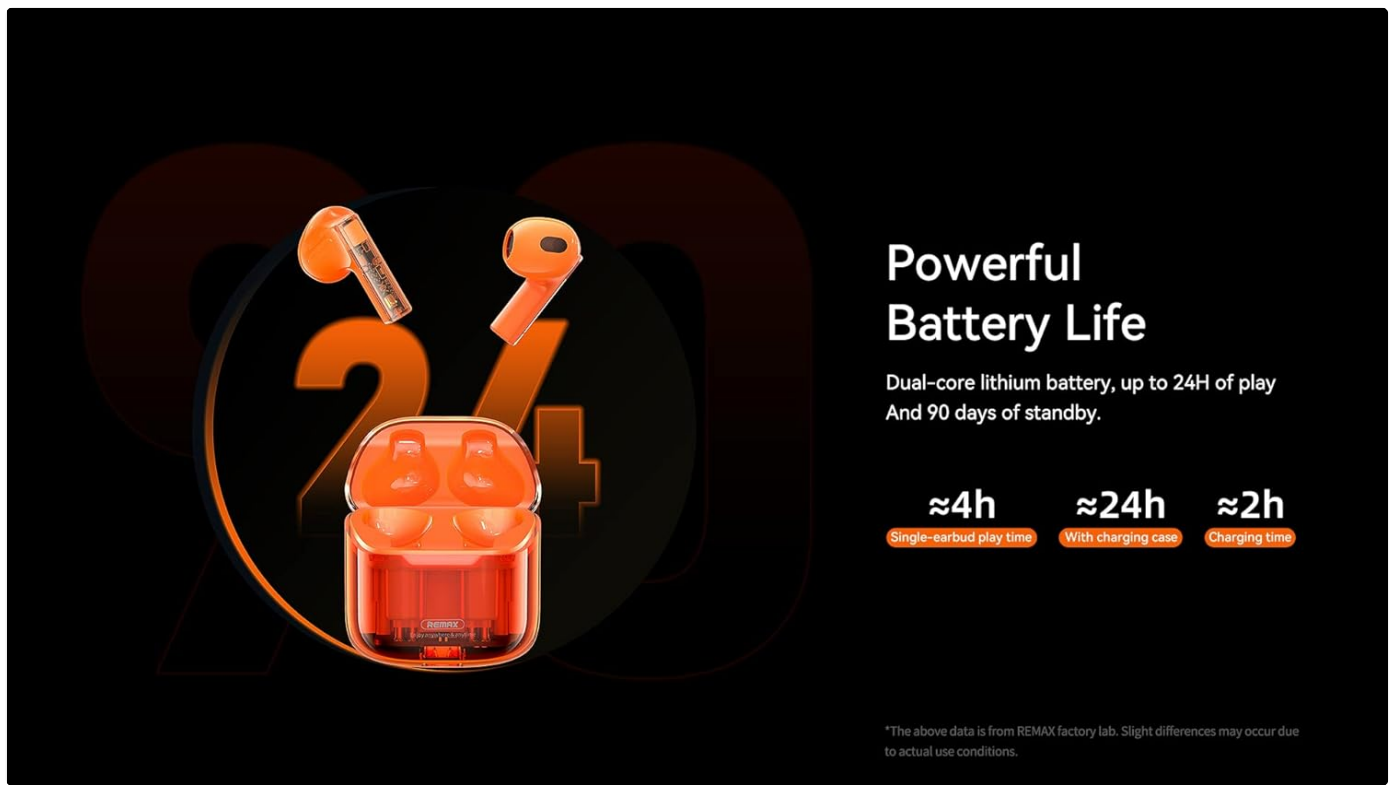
2. Power On/Off

- **Power On:** Remove the earbuds from the charging case. They will automatically power on.
- **Power Off:** Place the earbuds back into the charging case. They will automatically power off and begin charging. Alternatively, long-press the multi-function button on either earbud to manually power on or off.

3. Bluetooth Pairing

The earbuds will automatically enter pairing mode when removed from the case and powered on, indicated by a voice prompt "pairing" and flashing red and blue LED indicators.

1. Ensure the earbuds are powered on and in pairing mode.
2. On your device (smartphone, tablet, etc.), enable Bluetooth.
3. Search for available Bluetooth devices and select "TWS-101" (or similar name) from the list.
4. Once connected, you will hear a "connected" voice prompt.



Powerful Battery Life

Dual-core lithium battery, up to 24H of play
And 90 days of standby.

≈4h
Single-earbud play time

≈24h
With charging case

≈2h
Charging time

*The above data is from REMAX factory lab. Slight differences may occur due to actual use conditions.

Image: An earbud shown in an ear, demonstrating proper fit for use.

OPERATION

The AMPLE TWS-10I earbuds feature a multi-function button on each earbud for various controls.

Music Playback

- **Play/Pause:** Short press the multi-function button on either earbud.
- **Next Track:** Double-click the multi-function button on the *right* earbud.
- **Previous Track:** Double-click the multi-function button on the *left* earbud.
- **Volume Up:** Triple-click the multi-function button on the *left* earbud.
- **Volume Down:** Triple-click the multi-function button on the *right* earbud.

Call Management

- **Answer/End Call:** Short press the multi-function button on either earbud.
- **Reject Call:** Long press the multi-function button on either earbud.

MAINTENANCE

Proper maintenance ensures the longevity and optimal performance of your earbuds.

- **Cleaning:** Regularly wipe the earbuds and charging case with a soft, dry cloth. Avoid using liquids or abrasive cleaners.
- **Storage:** When not in use, store the earbuds in their charging case to protect them and keep them charged.
- **Charging Case:** If the charging case indicator light flashes blue, it indicates low power. Recharge the case promptly.
- **Water Resistance:** The earbuds feature IPX4 water resistance, protecting against splashes and sweat. They are not designed for submersion in water.

IPX4 Waterproof Fear of None

Strongly waterproof, free wearing amid strenuous workouts
No fear of sweat and rain, pleasant sound to the ears.



Image: Earbuds depicted with water splashing, illustrating their IPX4 water resistance for protection against sweat and splashes.

TROUBLESHOOTING

If you encounter issues with your AMPLE TWS-10I earbuds, refer to the following common solutions:

- **Earbuds not pairing:**

- Ensure both earbuds are fully charged.
- Place them back in the case, then remove them to re-initiate pairing mode.
- Turn off and on your device's Bluetooth, then try searching again.
- Forget "TWS-10I" from your device's Bluetooth list and re-pair.

- **Only one earbud working:**

- Ensure both earbuds are charged.
- Place both earbuds back into the charging case, close the lid, wait a few seconds, then open and remove them. This should force them to re-sync.

- **Earbuds not charging:**

- Check if the charging cable is securely connected to both the case and the power source.
- Ensure the charging contacts on the earbuds and inside the case are clean and free of debris.
- Verify the charging case itself has power (check its indicator light).

- **Poor sound quality or connection drops:**

- Ensure your device is within the 10-meter Bluetooth range.
- Minimize obstacles between your device and the earbuds.
- Check for interference from other wireless devices.
- Ensure earbuds are fully charged.

SPECIFICATIONS

Model Number	TWS-10i
Brand	AMPLE
Bluetooth Version	5.2
Supported Profiles	HSP, HFP, A2DP, AVRCP, AAC
Wireless Range	Up to 10 meters (33 feet) without obstacles
Driver Size	13mm Dynamic Driver
Playtime (Single Charge)	4-5 hours
Total Playtime (with Charging Case)	Up to 35 hours
Earbud Charging Time	Approximately 1 hour
Water Resistance Rating	IPX4 (splash and sweat resistant)
Ear Placement	In Ear
Form Factor	In Ear
Noise Control	Sound Isolation
Package Dimensions	13.3 x 9.4 x 2.9 cm
Item Weight	130 g

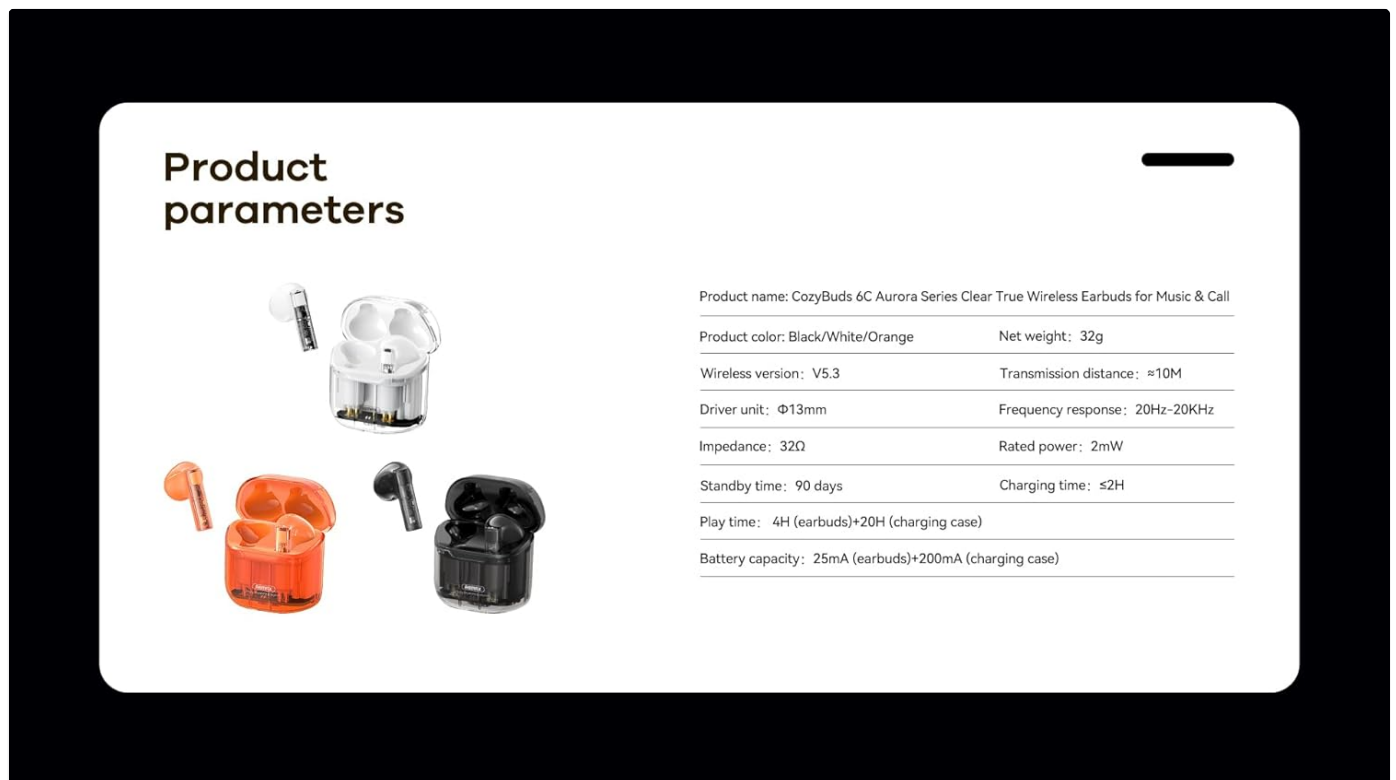


Image: A diagram illustrating various product specifications and features, including Bluetooth version and battery life.

WARRANTY AND SUPPORT

For warranty information or technical support, please refer to the official AMPLE website or contact your retailer. Keep your purchase receipt for warranty claims.

- **Extended Warranty Options:**

- 1-Year Extended Warranty by Salama Care (E-mail delivery)
- 2-Year Extended Warranty by Salama Care (E-mail delivery)