

CANYON CNE-KW44GB

CANYON Sandy KW-44 Smartwatch User Manual

Model: CNE-KW44GB

INTRODUCTION

This manual provides comprehensive instructions for the setup, operation, maintenance, and troubleshooting of your CANYON Sandy KW-44 Smartwatch. Please read this manual carefully before using the device to ensure proper functionality and to maximize your user experience. Keep this manual for future reference.

PRODUCT OVERVIEW

The CANYON Sandy KW-44 is a smartwatch designed for connectivity and convenience. It features a 1.44-inch OLED display, Bluetooth connectivity, and is compatible with both iOS and Android smartphones and tablets. The device is equipped with a camera and supports phone and video calls, making it suitable for communication. It also includes a built-in music player and is IP67 waterproof.



Image: Angled view of the CANYON Sandy KW-44 Smartwatch, showcasing its turquoise strap and watch face with a digital clock and rocket graphic.



Image: Front view of the CANYON Sandy KW-44 Smartwatch, highlighting the 1.44-inch OLED display and the camera module at the top.



Image: Retail packaging for the CANYON Kids Smartwatch Jondy KW-44, showing product features like 4G network, video calls, IP67 waterproof rating, and GPS+GLONASS positioning.

SETUP

1. Charging the Device

- Connect the charging cable to the smartwatch's charging port.
- Plug the other end of the cable into a compatible USB power adapter (not included) or a computer's USB port.

- Allow the device to charge fully before first use. A full charge typically takes approximately 2-3 hours. The battery indicator on the screen will show charging status.

2. SIM Card Installation

The CANYON Sandy KW-44 supports a SIM card for network connectivity, enabling calls and data functions. Refer to the device's side for the SIM card slot. Use the provided tool (if applicable) to open the SIM tray and insert a nano-SIM card with the gold contacts facing down. Ensure the tray is securely closed to maintain the IP67 waterproof rating.

3. App Installation and Pairing

- Download the official CANYON smartwatch application from your smartphone's app store (available for iOS and Android devices).
- Open the app and create an account or log in.
- Follow the on-screen instructions within the app to pair your smartwatch. This typically involves scanning a QR code displayed on the smartwatch screen or manually entering a device ID.
- Ensure Bluetooth is enabled on your smartphone during the pairing process.

OPERATING INSTRUCTIONS

Basic Navigation

- **Power On/Off:** Press and hold the power button (usually on the side) to turn the smartwatch on or off.
- **Touch Screen:** Swipe left, right, up, or down on the 1.44-inch OLED display to navigate through menus and features. Tap to select an option.
- **Back Button:** A dedicated button or a swipe gesture may serve as a back function to return to the previous screen.

Communication Features

- **Making Calls:** Access the "Phone" or "Contacts" application on the smartwatch. You can dial numbers directly or select contacts from your synced list.
- **Receiving Calls:** When a call comes in, tap the green answer icon on the screen to accept, or the red icon to decline.
- **Video Calls:** If a 4G network is available via the SIM card, the smartwatch supports video calls. Access the video call application and select a contact.
- **Messaging:** View incoming messages and send quick replies (if supported) through the messaging application.

Multimedia and Other Functions

- **Camera:** Open the camera application to take photos. Images are stored in the device's 512 MB memory.
- **Music Player:** Use the built-in music player to listen to audio files stored on the device.
- **GPS Tracking:** While the device does not have built-in GPS, it may utilize network-assisted positioning (LBS) or be paired with a smartphone's GPS for location tracking through the companion app.

MAINTENANCE

- **Cleaning:** Wipe the smartwatch regularly with a soft, dry, lint-free cloth. For stubborn dirt, slightly dampen the cloth with water. Avoid using harsh chemicals or abrasive materials.
- **Water Resistance:** The device is IP67 waterproof, meaning it is protected against dust ingress and can withstand immersion in water up to 1 meter for 30 minutes. It is suitable for everyday use and splashes but should not be used for swimming or diving. Ensure all ports and covers are securely closed.
- **Battery Care:** To prolong battery life, avoid extreme temperatures. Charge the device regularly and avoid letting the battery completely drain for extended periods.
- **Storage:** When not in use for an extended period, store the smartwatch in a cool, dry place.

TROUBLESHOOTING

Issue	Possible Solution
Device does not power on.	Ensure the battery is charged. Connect the smartwatch to its charger for at least 30 minutes. If it still doesn't turn on, try a different charging cable or power adapter.
Cannot pair with smartphone.	Check if Bluetooth is enabled on both devices. Ensure the smartwatch is in pairing mode. Restart both the smartwatch and the smartphone, then try pairing again. Make sure you are using the correct companion app.
Poor call quality or no network.	Verify that the SIM card is correctly inserted and activated. Check for network coverage in your area. Restart the smartwatch.
Touch screen is unresponsive.	Restart the smartwatch. Ensure the screen is clean and dry. If the issue persists, contact customer support.
Battery drains quickly.	Reduce screen brightness. Close unnecessary background applications. Limit frequent use of power-intensive features like video calls. Ensure the device is not in an area with poor network signal, which can cause increased battery consumption.

SPECIFICATIONS

Feature	Detail
Brand	CANYON
Model Number	CNE-KW44GB
Display Type	OLED
Screen Size	1.44 Inches
Connectivity Technology	Bluetooth, 4G Network (via SIM card)




Feature	Detail
Wireless Communication Standard	Bluetooth
Compatible Devices	Smartphone, Tablet (iOS and Android compatible)
Memory Storage Capacity	512 MB
GPS	No (Network-assisted positioning may be available)
Battery	1 Lithium-polymer (Rechargeable)
Water Resistance	IP67 (Dust protected, immersion up to 1m for 30 min)
Age Range Description	Adult (Note: Product packaging indicates "Kids Smartwatch")




WARRANTY AND SUPPORT

For information regarding the product warranty, please refer to the warranty card included with your purchase or contact your retailer. Keep your proof of purchase for warranty claims.

For technical support or further assistance, please visit the official CANYON website or contact their customer service department. Contact details can typically be found on the product packaging or the brand's official website.

Related Documents - CNE-KW44GB

 <p>CANYON YOU CAN</p> <p>Smartwatch Sandy KW-34</p> <p>QUICK GUIDE v1</p>	<p>Canyon Sandy KW-34 Smartwatch Quick Guide</p> <p>A quick guide for the Canyon Sandy KW-34 smartwatch, covering device specifications, preparation, functions, connection to the Canyon Life app, and troubleshooting.</p>
 <p>CANYON</p> <p>SMARTWATCH</p>	<p>Canyon Smartwatches: Your Guide to Wearable Technology for Every Lifestyle</p> <p>Explore the latest Canyon smartwatches, smart bands, and kids' watches. Discover features like health monitoring, GPS tracking, long battery life, and the Canyon Life app for Android and iOS.</p>
 <p>CANYON YOU CAN</p> <p>Kids smartwatch TONY KW-31</p> <p>QUICK GUIDE v1</p>	<p>Canyon TONY KW-31 Kids Smartwatch: Quick Start Guide</p> <p>Get started with your Canyon TONY KW-31 kids smartwatch. This quick guide covers setup, features like two-way calls, games, camera, and essential functions for children. Stay connected and ensure your child's safety with this feature-rich device.</p>

 <p>CANYON YOU CAN</p> <p>Kids smartwatch TONY KW-31</p> <p>QUICK GUIDE v1</p>	<p>Canyon TONY KW-31 Kids Smartwatch Quick Guide</p> <p>A quick guide for the Canyon TONY KW-31 kids smartwatch, detailing its specifications, functions, preparation steps, and troubleshooting. Learn how to set up and use features like calls, SMS, camera, games, and more.</p>
 <p>CANYON YOU CAN</p> <p>Smartwatch Sandy KW-34</p> <p>QUICK GUIDE v1</p>	<p>Canyon Sandy KW-34 Smartwatch Quick Guide</p> <p>A quick guide to setting up and using the Canyon Sandy KW-34 Smartwatch, including device specifications, functions, app connection, and troubleshooting.</p>
 <p>CANYON YOU CAN</p> <p>Smart Watch Sunny CNE-KW48</p> <p>CNE-KW48BL CNE-KW48VL CNE-KW48YG</p> <p>QUICK START GUIDE</p> <p>V1.0 1/20/2024</p>	<p>Canyon Sunny CNE-KW48 Smart Watch Quick Start Guide</p> <p>Quick start guide for the Canyon Sunny CNE-KW48 Smart Watch, covering setup, features, technical specifications, and troubleshooting. Includes models CNE-KW48BL, CNE-KW48VL, CNE-KW48YG.</p>