

Manuals+

[Q & A](#) | [Deep Search](#) | [Upload](#)

manuals.plus /

- › [INFRAOVENS](#) /
- › [INFRAOVENS Reusable Grill Liners User Manual](#)

INFRAOVENS Reusable Mats

INFRAOVENS Reusable Grill Liners User Manual

Model: Reusable Mats | Compatible with Ninja Woodfire Outdoor Grill OG701 & OG751

INTRODUCTION

Thank you for choosing INFRAOVENS Reusable Grill Liners. This set of accessories is designed to enhance your grilling experience with the Ninja Woodfire Outdoor Grill models OG701 and OG751, providing convenience, protection, and easier cleanup. The set includes a grill mat, a mesh mat, and a perforated grilling mat, all made from durable, PFOA-free fiberglass.



Image: The complete INFRAOVENS Reusable Grill Liners set, including solid, mesh, and perforated mats, alongside a Ninja Woodfire Outdoor Grill.

SETUP AND INITIAL USE

Before first use, wash all mats with warm, soapy water and rinse thoroughly. Ensure they are completely dry before placing them on your grill. The mats are designed to fit the grill grate and crisper basket of your Ninja Woodfire Outdoor Grill.

1. **Placement:** Identify the appropriate mat for your cooking surface. The larger mats are intended for the main grill grate or griddle, while the smaller mats are for the crisper basket.
2. **Secure Positioning:** Lay the mat flat on the desired cooking surface. Ensure it is centered and does not obstruct any vents or heating elements.



DESIGNED IN THE U.S.A | U.S.A BUSINESS



ON CRISPER BASKET




ON GRIDDLE PLATE



REUSABLE LINERS

TO PROTECT YOUR BASKET AND
GRIDDLE FROM RESIDUE

- NON-STICK
- PFOA-FREE FIBERGLASS
- DISHWASHER SAFE

 INFRAOVENS®



DESIGNED IN THE U.S.A | U.S.A BUSINESS



Image: Demonstration of placing the reusable liners on both the crisper basket and the main griddle plate of the grill.

OPERATING INSTRUCTIONS

Each mat type serves a specific purpose to optimize your grilling and cooking experience.

1. Reusable Grill Mat (Solid)

Use the solid grill mat to protect your grill grate or griddle from residue and make cleanup easier. It is ideal for cooking foods that might drip or stick, keeping your grill cleaner.




Image: The solid grill mat in use, covering and protecting the griddle surface while cooking.

2. Mesh Mat

The mesh mat is designed to create an even cooking surface, preventing smaller food items from falling through the grill grates or getting stuck in basket ridges. It allows for even heat distribution and airflow.




DESIGNED IN THE U.S.A | U.S.A BUSINESS



ON CRISPER BASKET

ON GRIDDLE PLATE



MESH MATS

*TO CREATE AN EVEN SURFACE AND
ALLOW FOOD TO COOK EVENLY*

- NON-STICK
- PFOA-FREE FIBERGLASS
- DISHWASHER SAFE

 INFRAOVENS®



DESIGNED IN THE U.S.A | U.S.A BUSINESS



Image: Mesh mats in use, providing an even surface for cooking sliced vegetables on both the crisper basket and griddle plate.

3. Perforated Grilling Mat

The perforated mat allows for air circulation while still protecting the grill surface. This is ideal for foods that benefit from direct heat exposure and airflow, such as certain meats or vegetables, while minimizing mess.




DESIGNED IN THE U.S.A | U.S.A BUSINESS



ON CRISPER BASKET




ON GRIDDLE PLATE



PERFORATED MATS

*TO PROTECT AND COOK WHILE
ALLOWING AIR TO CIRCULATE*

- NON-STICK
- PFOA-FREE FIBERGLASS
- DISHWASHER SAFE

 INFRAOVENS®



DESIGNED IN THE U.S.A | U.S.A BUSINESS



Image: Perforated mats in use, allowing air to circulate around food like shrimp while cooking on the crisper basket and griddle plate.

Recipe Booklet

Your set includes a booklet with 10 sweet and savory recipes. These recipes are designed to help you get started and make the most of your reusable mats for grilling, cooking, baking, and dehydrating.

EASY TO FOLLOW BOOKLET



CONTAINS **RECIPES**
AND **INSTRUCTIONS**
TO **MAKE AMAZING**
MEALS USING YOUR
REUSABLE MATS



MARINATED BBQ CHICKEN



STEAK & POTATO ROAST



HOMEMADE CANNOLI

✓ **SAVE TIME**

✓ **PREP FASTER**

✓ **EASY TO FOLLOW**

Image: The included recipe booklet showcasing various dishes that can be prepared using the mats.

CARE AND MAINTENANCE

Proper care will extend the life of your INFRAOVENS grill mats.

- **Cleaning:** The mats are reusable and dishwasher safe. For best results, wash them after each use. You can hand wash them with warm, soapy water and a soft sponge, or place them on the top rack of your dishwasher.
- **Drying:** Ensure mats are completely dry before storing to prevent mildew.
- **Storage:** Store mats flat or rolled to prevent creasing.
- **Do Not Fold:** Avoid folding the mats sharply, as this can damage the fiberglass material.
- **Heat Resistance:** While designed for high temperatures, avoid direct contact with open flames or heating elements.



**EASY COOKING,
EASY CLEAN-UP!**

Image: The mats are designed for easy cleaning, contributing to an overall easy cooking and cleanup experience.

TROUBLESHOOTING

Problem	Possible Cause	Solution
Mats are sticking to food/grill.	Insufficient preheating; food not properly prepared; mat not clean.	Ensure grill and mat are adequately preheated. Lightly oil the mat if necessary for certain foods. Clean mats thoroughly after each use.
Mats are warping or deforming.	Excessive heat; direct exposure to flame.	Ensure mats are placed on the grill grate or crisper basket, not directly on heating elements or open flames. Reduce grill temperature if necessary.
Food is not cooking evenly.	Incorrect mat type for food; uneven food placement.	Use the appropriate mat (e.g., mesh for even surface). Distribute food evenly on the mat.

SPECIFICATIONS

Brand	INFRAOVENS
Model Name	Reusable Mats
Material	PFOA-free fiberglass
Compatibility	Ninja Woodfire Outdoor Grill OG701, OG751
Product Dimensions	13.9 x 10.35 x 0.15 inches (approximate for larger mats)
Item Weight	7.8 ounces (total set)
Dishwasher Safe	Yes

Included Components	Grill Mat (set includes grill mat, mesh mat, perforated mat)
----------------------------	--

WARRANTY AND SUPPORT

INFRAOVENS stands behind the quality of its products. For any questions, concerns, or support regarding your reusable grill liners, please contact INFRAOVENS customer service directly. Refer to the product packaging or the seller's information on the purchase platform for specific contact details and warranty information.

You can also visit the official INFRAOVENS store for more information: [INFRAOVENS Store](#)