

Graco CDB-1800

Graco Extend2Fit Convertible Car Seat User Manual

Model: CDB-1800

1. INTRODUCTION

Thank you for choosing the Graco Extend2Fit Convertible Car Seat. This car seat is engineered to provide safety and comfort for your child as they grow, from infancy through toddlerhood. It supports both rear-facing and forward-facing modes, with innovative features designed for ease of use and extended safety.

This manual provides essential information for the proper installation, use, and maintenance of your Graco Extend2Fit Convertible Car Seat. Please read it thoroughly before first use and keep it for future reference.



Image: Front view of the Graco Extend2Fit Convertible Car Seat.

2. SAFETY INFORMATION

Your child's safety is paramount. The Graco Extend2Fit Convertible Car Seat is Graco ProtectPlus Engineered to help protect your child in frontal, side, rear, and rollover crashes. Always ensure the car seat is installed correctly and your child is properly secured according to the instructions in this manual.

- **Rear-Facing Harness:** For infants from 1.8-22.5 kg (4-50 lb). Children are safer riding rear-facing and should ride rear-facing as long as possible.
- **Forward-Facing Harness:** For toddlers from 10-30 kg (22-65 lb).

- Always register your car seat to receive important safety notices and updates.
- Never use a car seat that has been involved in a moderate to severe crash, even if it appears undamaged.

ProtectPlus Engineering helps protect in frontal, side*, rear, and rollover crashes

*with built-in 5-point harness system



Ingénierie ProtectPlus aide à protéger lors d'impact frontal, latéral*, arrière et en cas de tonneau

*avec système intégré de harnais à 5 points

Image: Diagram illustrating Graco ProtectPlus Engineering for crash protection.

3. SETUP AND INSTALLATION

Proper installation is crucial for the car seat's effectiveness. Refer to your vehicle's owner's manual for specific car seat installation instructions and locations.

3.1 Modes of Use

The Graco Extend2Fit offers two primary modes:

- **Rear-Facing Harness:** For infants 1.8-22.5 kg (4-50 lb).
- **Forward-Facing Harness:** For toddlers 10-30 kg (22-65 lb).

2 Modes of Use | 2 modes d'utilisation

1

Rear-Facing Harness
Harnais dos à la route de
1.8-22.5 kg (4-50 lb)



2

Forward-Facing Harness
Harnais face à la route de
10-30 kg (22-65 lb)



Image: Visual representation of the two modes of use for the car seat.

3.2 Extend2Fit Extension Panel

The 4-position extension panel provides up to 12.7 cm (5 inches) of additional legroom, allowing your child to safely ride rear-facing for a longer period. To adjust, locate the release lever under the front of the seat and slide the panel to the desired position.

Extend2Fit 4-position adjustable extension panel provides up to 12.7 cm (5 in) additional rear-facing legroom



Un panneau de rallonge **Extend2Fit** réglable à 4 positions fournit jusqu'à 12,7 cm (5 po) d'espace supplémentaire pour les jambes dos à la route

Image: Detail of the Extend2Fit 4-position extension panel.

3.3 InRight UAS Attachment

The InRight UAS (Universal Anchorage System) provides a one-second attachment for quick and secure installation using your vehicle's lower anchors. Ensure you hear a click to confirm proper connection.




Image: Demonstrating the InRight UAS attachment process.

4. OPERATING INSTRUCTIONS

Familiarize yourself with the car seat's adjustable features to ensure your child's comfort and safety.

4.1 Simply Safe Adjust Harness System

The No-Rethread Simply Safe Adjust Harness System allows you to adjust the height of the headrest and harness in one motion, ensuring a proper fit as your child grows without the need to rethread the harness.



Image: Illustration of the Simply Safe Adjust Harness System.

4.2 Adjustable Headrest and Recline

The car seat features a one-hand, 10-position adjustable headrest and a 6-position reclining seat to keep your child comfortable and properly positioned.



Image: Diagram illustrating the adjustable headrest.



Image: Side view of the car seat demonstrating recline positions.

4.3 Fuss-Free Harness Storage and Cup Holders

Fuss-free harness storage pockets conveniently hold the harness out of the way, making it easier to get your child in and out of the car seat. Two integrated cup holders keep drinks close at hand.



Image: Detail of the fuss-free harness storage pocket.



Image: Detail of an integrated cup holder.

5. MAINTENANCE

Regular maintenance ensures the longevity and cleanliness of your car seat.

- **Seat Pad:** The seat pad is comfortable and machine-washable. Refer to the care label on the seat pad for specific washing instructions.
- **Harness and Buckle:** Wipe the harness straps with a damp cloth. Do not machine wash or immerse the harness in water. Clean the buckle by placing it in a cup of warm water and gently squeezing the red button several times. Do not use soaps or detergents.
- **Plastic and Metal Parts:** Wipe plastic and metal parts with mild soap and cool water. Do not use abrasive cleaners or solvents.

6. TROUBLESHOOTING

If you encounter any issues with your Graco Extend2Fit Convertible Car Seat, please refer to the following common solutions:

- **Harness difficult to tighten/loosen:** Check for twists in the harness straps behind the car seat. Ensure the harness is not caught on any part of the car seat shell. The harness adjuster strap should move freely.
- **Car seat feels loose after installation:** Re-read the installation section (Section 3) carefully. Ensure the UAS connectors or vehicle seat belt are pulled as tightly as possible, with less than 1 inch of movement at the belt path. Check that the recline angle indicator is within the acceptable range for your child's weight and mode of use.
- **Buckle not clicking:** Ensure there is no debris in the buckle mechanism. Clean the buckle as

described in the Maintenance section. Insert both buckle tongues fully until you hear a clear click.

If problems persist, contact Graco customer support for assistance.

7. SPECIFICATIONS

Feature	Specification
Model Number	CDB-1800
Product Dimensions	54.61 x 49.53 x 59.69 cm (21.5 x 19.5 x 23.5 inches)
Item Weight	10.1 kg (22.3 lb)
Rear-Facing Weight Capacity	1.8-22.5 kg (4-50 lb)
Forward-Facing Weight Capacity	10-30 kg (22-65 lb)
Material Type	Polyester
Harness Type	5-Point
Number of Reclining Positions	6
Number of Headrest Positions	10
Installation Type	Latch (UAS)



Image: Dimensions of the Graco Extend2Fit Convertible Car Seat.

8. WARRANTY INFORMATION







For detailed warranty information regarding your Graco Extend2Fit Convertible Car Seat, please refer to the warranty card included with your product packaging or visit the official Graco website. Warranty terms and conditions may vary by region and retailer.

9. SUPPORT

If you require further assistance, have questions about installation, or need to report a safety concern, please contact Graco customer support. Contact information can typically be found on the Graco website or on the product's registration card.

You can also visit the official Graco Store for more information and product resources. [Graco Store on Amazon.ca](#)

Related Documents - CDB-1800

	<p>Graco 4EVER DLX 4-in-1 Car Seat Instruction Manual</p> <p>User guide for the Graco 4EVER DLX 4-in-1 Car Seat, detailing rear-facing, forward-facing, and booster modes. Learn safe installation using LATCH or seat belts, proper child securing, and maintenance tips for optimal child safety.</p>
	<p>Graco SlimFit 3-in-1 Car Seat Manual</p> <p>Comprehensive instructions and safety information for the Graco SlimFit 3-in-1 car seat, covering installation, usage, and care for rear-facing, forward-facing, and high-back booster modes.</p>
	<p>Graco Extend2Fit 3-in-1 Car Seat Instruction Manual</p> <p>Comprehensive instruction manual for the Graco Extend2Fit 3-in-1 Car Seat, detailing installation, usage, safety features, and maintenance for rear-facing, forward-facing, and booster modes. Essential for parents and caregivers.</p>
	<p>Graco Extend2Fit Convertible Car Seat Instruction Manual</p> <p>This document provides comprehensive instructions for the Graco Extend2Fit Convertible Car Seat, covering installation, safety, features, and maintenance. Ensure safe use by following all guidelines.</p>
	<p>Graco Size4Me 65, Fit4Me 65, MySize 65 Convertible Car Seat Manual</p> <p>Official instruction manual for Graco Size4Me 65, Fit4Me 65, and MySize 65 convertible car seats. Covers installation, safety, child securing, and care for optimal child safety during travel.</p>
	<p>Graco 4EVER DLX Extend2Fit 4-in-1 Car Seat: Instruction Manual & Safety Guide</p> <p>Comprehensive instruction manual for the Graco 4EVER DLX Extend2Fit 4-in-1 Car Seat. Learn about installation, safety features, usage modes (rear-facing, forward-facing, booster), and care instructions to ensure your child's safety.</p>