

SLuB F6

SLuB Bluetooth 5.3 Ear-hook Headset F6 User Manual

Model: F6

1. PRODUCT OVERVIEW

The SLuB Bluetooth 5.3 Ear-hook Headset F6 is designed for clear, hands-free communication and high-quality audio playback. Featuring the latest Bluetooth 5.3 technology, a comfortable ear-hook design, and long battery life, it is suitable for various activities including driving, work, and commuting.



Image 1.1: SLuB Bluetooth 5.3 Ear-hook Headset F6 (Blue)

Key Features:

- **Advanced Bluetooth 5.3 EDR:** Ensures stable connection, minimal interruptions, and clear audio transmission up to 10 meters. Optimized for both iOS and Android devices.
- **Hands-Free Communication:** Integrated microphone and one-button control for managing calls and music playback effortlessly.
- **Universal Fit & Comfort:** 180° rotatable ear hook allows use on either ear. Lightweight design (13.2g) for extended comfortable wear.
- **Extended Battery Life:** Up to 33 hours of talk time and 280 hours of standby time on a single charge.
- **Water-Resistant Design:** Drip-proof specifications protect against sweat and splashes, suitable for various environments.

2. PACKAGE CONTENTS

Please verify that all items are present in the package:

- SLuB Bluetooth Ear-hook Headset (F6)
- Earpieces (various sizes)
- Type-C Charging Cable
- User Manual

3. DEVICE LAYOUT AND CONTROLS

Familiarize yourself with the physical components and controls of your headset.



Image 3.1: Headset Components and Controls. This diagram illustrates the location of the Type-C charging port, multi-function button, power button, volume up/down buttons, indicator lamp, microphone, and silicone earpiece.

Control Functions:

Function	Operation
Power On/Off	Push the power button up/down.
Automatic Power Off	Device powers off automatically if not connected for 5 minutes.

Function	Operation
Answer Incoming Call	Single press the multi-function button.
End Call	Single press the multi-function button during a call.
Reject Incoming Call	Press and hold the multi-function button for 2 seconds.
Music Play/Pause	Single press the multi-function button during music playback.
Volume Up	Press the Volume Up button.
Volume Down	Press the Volume Down button.
Next Track	Press and hold the Volume Up button for 2 seconds.
Previous Track	Press and hold the Volume Down button for 2 seconds.
Activate Voice Assistant (Siri)	Press and hold the multi-function button for 2 seconds.
Redial Last Number	Double press the multi-function button.

4. SETUP AND PAIRING

4.1 Charging the Headset

Before first use, fully charge the headset. Use the provided Type-C charging cable.

1. Connect the Type-C end of the charging cable to the headset's charging port.
2. Connect the USB-A end to a compatible USB power source (e.g., computer, wall adapter).
3. The indicator lamp will show charging status (refer to the device for specific light patterns).
4. A full charge takes approximately 2.5 hours.

省電力化 280時間スタンバイ

220mAhの大容量電池搭載、2.5時間でフル充電。
フル充電状態で約長時間持続作動可能です。



Image 4.1: Charging and Battery Life. The headset offers approximately 280 hours of standby time, 33 hours of talk time, and charges in about 2.5 hours.

4.2 Bluetooth Pairing

To connect your headset to a device:

1. Ensure the headset is charged.
2. Turn on the headset by pushing the power button. The indicator lamp will flash, indicating it is in pairing mode.
3. On your smartphone or other Bluetooth-enabled device, go to the Bluetooth settings.
4. Search for available devices. Select "SLuB F6" (or similar name) from the list.
5. Once connected, the indicator lamp will change (e.g., solid blue or slow flash), and you may hear a confirmation tone.
6. The headset supports connecting to two devices simultaneously.



Image 4.2: Dual Device Connection. The headset can maintain a connection with two devices, such as a work phone and a personal tablet, allowing seamless switching.

4.3 Wearing the Headset

The ear hook is designed for comfort and versatility:

- The ear hook can rotate 180 degrees, allowing you to wear the headset on either your left or right ear.
- Adjust the ear hook to find the most comfortable and secure fit.
- The lightweight design ensures comfort even during prolonged use.



Image 4.3: Comfortable Wearing. The ergonomic design and soft silicone earpiece ensure comfortable, long-term wear.

5. OPERATING INSTRUCTIONS

5.1 Making and Receiving Calls

Use the multi-function button for call management:

- **Answer:** Single press the multi-function button.
- **End:** Single press the multi-function button during a call.
- **Reject:** Press and hold the multi-function button for 2 seconds.
- **Redial:** Double press the multi-function button to call the last dialed number.

5.2 Music Playback

Control your music directly from the headset:

- **Play/Pause:** Single press the multi-function button.
- **Volume Up:** Press the Volume Up button.
- **Volume Down:** Press the Volume Down button.
- **Next Track:** Press and hold the Volume Up button for 2 seconds.
- **Previous Track:** Press and hold the Volume Down button for 2 seconds.

5.3 Voice Assistant

Activate your device's voice assistant (e.g., Siri) by pressing and holding the multi-function button for 2 seconds.

6. MAINTENANCE

To ensure the longevity and optimal performance of your SLuB F6 Headset, follow these maintenance guidelines:

- **Cleaning:** Wipe the headset with a soft, dry cloth. Avoid using harsh chemicals or abrasive materials.
- **Water Resistance:** The headset is drip-proof and resistant to sweat and splashes. However, it is not designed for submersion in water. Avoid exposing it to heavy rain or direct water jets.
- **Storage:** Store the headset in a cool, dry place away from direct sunlight and extreme temperatures.
- **Charging:** Use only the provided Type-C charging cable. Do not attempt to charge with damaged cables or chargers.

防水防滴 安心利用

密封構造で、
運動する際の汗などに恐れない。



イヤピース防水設計



充電端子防水設計

Image 6.1: Water-Resistant Design. The sealed structure protects the headset from sweat and splashes during activities.

7. TROUBLESHOOTING

If you encounter issues with your headset, refer to the following common solutions:

Problem	Possible Solution
Headset does not power on.	Ensure the headset is fully charged. Check the charging cable and power source.
Cannot pair with device.	Ensure Bluetooth is enabled on your device. Make sure the headset is in pairing mode (indicator light flashing). Move the headset closer to your device (within 10m). Turn off and on both the headset and your device.
No sound or poor sound quality.	Check the volume levels on both the headset and your connected device. Ensure the headset is properly paired. Try re-pairing the headset.

Problem	Possible Solution
Calls are not clear (noise).	The headset features ENC noise cancellation. Ensure the microphone is not obstructed. Try moving to a quieter environment.
Headset disconnects frequently.	Ensure the headset is within the 10-meter Bluetooth range of your device. Avoid obstacles between the headset and your device. Check for interference from other wireless devices.

8. SPECIFICATIONS

Detailed technical specifications for the SLuB F6 Headset:

製品パラメータ

品名：ワイヤレスイヤホン

品番：F6

Bluetooth：V5.3

重さ：13.2g

外形寸法：69*18*29mm

スピーカーユニット：Φ10mm

充電端子：Type-C

充電時間：約2.5時間

充電電圧：DC 5V

通話時間：約33時間

スタンバイ時間：約280時間

ノイキャン：ENC



Image 8.1: Product Parameters. This image displays key specifications such as model number, Bluetooth version, weight, dimensions, speaker unit size, charging port type, charging time, charging voltage, talk time, standby time, and noise cancellation type.

Feature	Detail
Model Number	F6
Wireless Technology	Bluetooth 5.3 EDR
Connectivity	Wireless
Headphone Type	Ear-hook, In-ear
Noise Control	Active Noise Cancellation (ENC)
Weight	13.2g
Dimensions	69 x 18 x 29 mm
Speaker Unit	φ10mm
Charging Port	Type-C
Charging Time	Approx. 2.5 hours
Charging Voltage	DC 5V
Talk Time	Up to 33 hours
Standby Time	Up to 280 hours
Compatible Devices	iPhone, Android
Color	Blue

9. WARRANTY AND SUPPORT




9.1 Customer Support

For any inquiries or issues regarding your SLuB F6 Headset, please contact our customer support team.

- **Initial Defects or Incorrect Product:** If you receive a product different from your order or experience initial defects, please contact us via email as soon as possible.
- **How to Contact Us:** Navigate to 'Account Service' → 'Order History' → 'Seller' → 'Ask a question' to reach out to us.

9.2 Warranty Information

Specific warranty details are typically provided with your purchase documentation. Please retain your proof of purchase for warranty claims.

	<p>T20 Fan Specifications and Features - SLUB</p> <p>Comprehensive technical specifications and features for the SLUB T20 Fan, detailing airflow, wind speed, power consumption, noise levels, weight, and cord length. Includes information originally presented in Japanese, German, and Chinese.</p>
	<p>J33 12000mAh Power Bank User Manual</p> <p>User manual for the J33 12000mAh Power Bank, detailing its features, product parameters, charging instructions, and important attention points.</p>
	<p>FORYOU WLX-F6 80W 8-in-1 Wireless Fast Charging Station User Manual</p> <p>Comprehensive user manual for the FORYOU WLX-F6 80W 8-in-1 Wireless Fast Charging Station, detailing specifications, features, setup, safety instructions, and troubleshooting. Supports multiple devices including iPhone, Samsung, and Android.</p>
	<p>Audix f6 Dynamic Instrument Microphone: Features, Specifications, and Applications</p> <p>Explore the Audix f6, a versatile dynamic instrument microphone designed for live sound, stage, home, and studio use. Learn about its hypercardioid pattern, wide frequency response, high SPL handling, and applications for kick drums, toms, and bass cabinets.</p>