

[Manuals.plus](#) /

› [NV Nuvance](#) /

› Nuvance Zero Smartwatch User Manual

NV Nuvance Zero

Nuvance Zero Smartwatch User Manual

Model: Zero

1. INTRODUCTION

Welcome to the Nuvance Zero Smartwatch user manual. This guide provides essential information for setting up, operating, maintaining, and troubleshooting your new smartwatch. Please read this manual carefully to ensure proper use and to maximize the device's features.

The Nuvance Zero Smartwatch is designed to be ultra-thin (8mm) and lightweight (43 grams), offering a comfortable wearing experience throughout the day. It features hardened glass, a touchscreen display, and is compatible with both Android (4.4 or higher) and iOS (9.0 or higher) smartphones.

Multifunctional smartwatch

Lightweight and comfort



Hardened glass



Water- and
dustproof



Touchscreen
display

*For both
iOS and Android*



8mm

Thinnest
in the world

Image: Nuvance Zero Smartwatch highlighting its key features: hardened glass, water- and dustproof design, touchscreen display, 8mm thinness, and compatibility with both iOS and Android devices.

2. WHAT'S IN THE BOX

Upon unboxing your Nuvance Zero Smartwatch, please verify that all the following items are included:

- Nuvance Zero Smartwatch
- Charging Cable
- User Manual (this document)

3. SETUP

3.1 Charging the Smartwatch

1. Connect the charging cable to the charging port on your Nuvance Zero Smartwatch.
2. Plug the other end of the charging cable into a USB power adapter (not included) or a computer's USB port.
3. The watch will display a charging indicator. A full charge typically takes approximately 2 hours.

A fully charged battery provides up to 10 days of active use or up to 19 days in standby mode.

3.2 Pairing with Your Smartphone

To unlock the full potential of your Nuvance Zero Smartwatch, pair it with the companion application on your smartphone.

1. **Download the App:** Search for the official Nuvance Zero app in the Apple App Store (for iOS devices) or Google Play Store (for Android devices).
2. **Enable Bluetooth:** Ensure Bluetooth is enabled on your smartphone.
3. **Open the App:** Launch the Nuvance Zero app on your smartphone and follow the on-screen instructions to create an account or log in.
4. **Add Device:** Within the app, navigate to the "Add Device" or "Pair Smartwatch" section.
5. **Select Your Watch:** The app will scan for nearby devices. Select "Nuvance Zero" from the list.
6. **Confirm Pairing:** A pairing request may appear on both your phone and the smartwatch. Confirm the pairing on both devices.

Once paired, the watch will synchronize data with your phone, and you can customize settings through the app.

4. OPERATING YOUR SMARTWATCH

4.1 Basic Navigation

- **Touchscreen:** Swipe left, right, up, or down to navigate through menus and features. Tap to select an option.
- **Side Button:** Typically used to wake the screen, return to the home screen, or access the main menu.

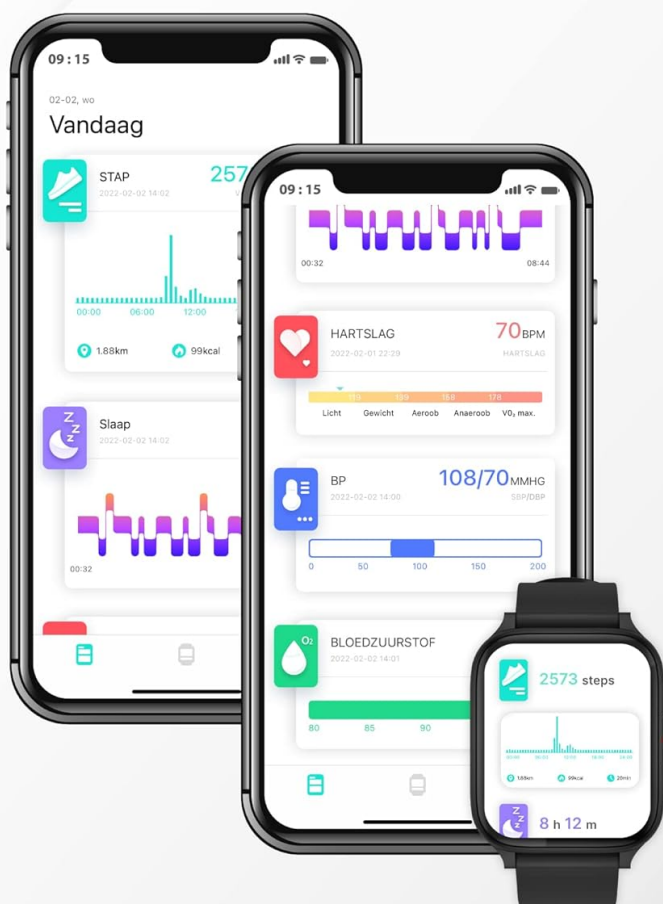
4.2 Health Monitoring

The Nuvance Zero Smartwatch offers comprehensive health tracking features:


- **Pedometer:** Tracks your daily steps, distance, and calories burned.
- **Heart Rate Monitor:** Provides accurate real-time heart rate readings.
- **Blood Pressure Monitor:** Measures blood pressure levels.
- **Blood Oxygen (SpO2) Monitor:** Measures blood oxygen saturation.
- **Sleep Monitor:** Records 4 different sleep phases, providing insights into your sleep rhythm and quality through the app.
- **Physiological Cycle Reminder:** Offers a comprehensive understanding of personal health with a cycle calendar and reminders.
- **Breathing Training:** Integrated breathing exercises to help you relax.

Personal health care

Accurately track and receive notifications




Pedometer




Sleep monitor



Heartbeat



Blood percentage



Blood oxygen

Image: Smartphone application interface displaying various health metrics such as step count, sleep patterns, heart rate, blood pressure, and blood oxygen saturation.

The best sleep monitor

Scientifically proven sleep monitoring



4 periods
sleep monitoring



Improves your
sleep rhythm



Your sleep rhythm
in **1 overview**

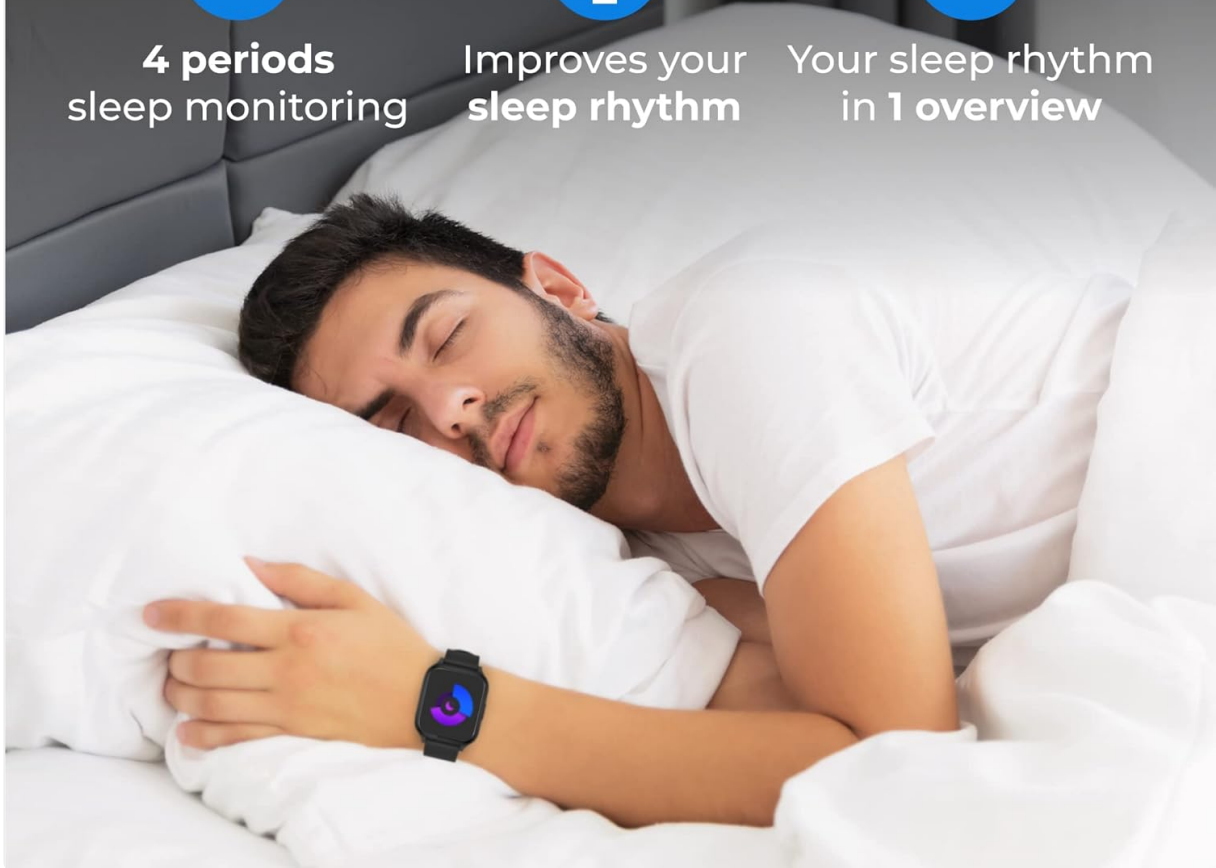
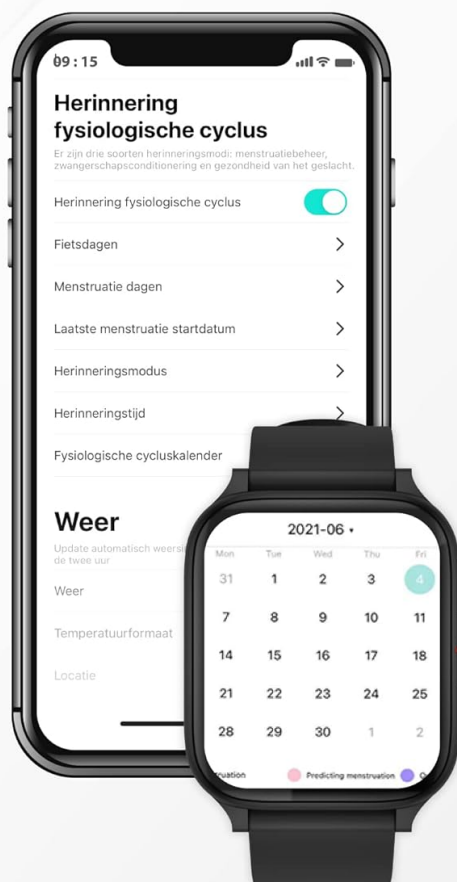


Image: A person sleeping while wearing the Nuvance Zero Smartwatch, demonstrating its capability to monitor sleep across four distinct phases for improved sleep rhythm.

Physiological cycle reminder

With cycle calendar



3 types
reminder mode



Reminder physio-
logical cycle on/off



Menstrual days and
last date



Reminder mode



Reminder time

Image: The physiological cycle reminder feature on the companion app, showing options for enabling/disabling reminders, setting menstrual days, and customizing reminder modes and times.

4.3 Sports Modes

The smartwatch supports 8 different sports modes to accurately track your workouts:

- Running
- Walking
- Cycling
- Swimming (Note: The watch is IP67 rated, suitable for daily use but not for swimming or showering.)
- Rope Skipping
- Basketball
- Badminton
- Football

8 different sports modes

Keeps track of everything accurately



Image: A woman cycling, demonstrating the smartwatch's ability to track various sports activities. The image also shows the watch's interface displaying different sports modes.

4.4 Notifications and Controls

- **Notifications:** Receive push notifications for calls, messages, and app alerts directly on your wrist.
- **Music Control:** Control music playback on your smartphone directly from the smartwatch.
- **Weather Information:** View current weather information at any time.
- **Customizable Watch Faces:** Choose from numerous backgrounds and watch faces to personalize your device.



Current weather information
At any time of the day

Numerous backgrounds
Included for free



Control music
Directly from the smartwatch

Image: The Nuvance Zero Smartwatch screen showing current weather information, a selection of customizable watch faces, and the music control interface.

5. MAINTENANCE

- **Cleaning:** Wipe the watch screen and strap regularly with a soft, dry cloth. For stubborn dirt, use a slightly damp cloth and dry thoroughly.
- **Water Resistance:** The watch is IP67 water and dust resistant. This means it is protected against dust ingress and immersion in water up to 1 meter for 30 minutes. However, it is **not suitable for swimming, showering, or diving**. Avoid exposure to hot water or steam.
- **Charging:** Use only the provided charging cable. Avoid using damaged cables or chargers.
- **Storage:** Store the smartwatch in a cool, dry place away from direct sunlight and extreme temperatures.
- **Software Updates:** Keep the companion app updated to ensure your smartwatch has the latest features and performance improvements.

6. TROUBLESHOOTING

Problem	Possible Solution
---------	-------------------

Problem	Possible Solution
Watch does not turn on.	Ensure the watch is fully charged. Connect it to the charger for at least 30 minutes.
Cannot pair with smartphone.	<ul style="list-style-type: none"> • Ensure Bluetooth is enabled on your phone. • Make sure the watch is charged and within range of your phone. • Restart both your phone and the smartwatch. • Try unpairing and re-pairing the device through the app.
Inaccurate health data.	<ul style="list-style-type: none"> • Ensure the watch is worn snugly on your wrist, not too loose or too tight. • Clean the sensor on the back of the watch. • Environmental factors and individual physiology can affect readings. These measurements are for reference and not for medical diagnosis.
Notifications not received.	<ul style="list-style-type: none"> • Check app notification settings on your phone and within the Nuvance Zero app. • Ensure the watch is connected via Bluetooth. • Verify that the app has necessary permissions on your phone.

7. SPECIFICATIONS

Model Name	Zero
Brand	NV Nuvance
Screen Size	1.69 Inches
Display Type	Digital, Touchscreen
Connectivity Technology	Bluetooth
Compatible Devices	Smartphones (Android 4.4+ / iOS 9.0+)
Operating System	Proprietary (compatible with Android Wear 2.6 features)
Special Features	Physiological Cycle Reminder, IP67 Water/Dust Resistant, Current Weather Info, Sleep Monitor, Health Monitoring (Heart Rate, Blood Pressure, SpO2), 8 Sports Modes
Water Resistance Level	IP67 (Splash and dust resistant; not for swimming or showering)
Band Material	Plastic (Silicone)
Band Width	3 Centimeters
Band Length	20 Centimeters
Average Battery Life	Up to 10 days (active use), up to 19 days (standby)
Charging Time	Approx. 2 hours
Item Weight	151 Grams

Item Dimensions (L x W x H)	21.7 x 6.9 x 38 Centimeters
Color	Black
Target Audience	Adult Unisex

8. WARRANTY AND SUPPORT

Nuvance is committed to providing quality products and customer satisfaction. For any questions, technical support, or warranty inquiries regarding your Nuvance Zero Smartwatch, please refer to the contact information provided with your purchase or visit the official Nuvance website.

Please retain your proof of purchase for warranty claims.