

[Manuals.plus](#) /

> [PRITOM](#) /

> PRITOM TAB10 Max Tablet User Manual

PRITOM TAB 10 Max

PRITOM TAB10 Max Tablet User Manual

Model: TAB 10 Max

1. INTRODUCTION

Thank you for choosing the PRITOM TAB10 Max Tablet. This 10-inch Android 14 tablet is designed for versatile use, offering a responsive experience with its Quad-Core processor, ample storage, and a vibrant HD IPS display. This manual provides essential information to help you set up, operate, maintain, and troubleshoot your device.



The PRITOM TAB10 Max Tablet, shown with its included protective case.

2. PACKAGE CONTENTS

Please verify that all items are present in your package:

- 1 x PRITOM M20 tablet device
- 1 x Charger
- 1 x User Manual
- 1 x USB Cable
- 1 x Screen Protector (pre-installed)
- 1 x M20 Tablet Case

3. SETUP

3.1 Initial Charging

Before first use, fully charge your tablet. Connect the provided USB cable to the tablet's charging port and the charger to a power outlet. The battery indicator on the screen will show charging status.



More fun with TAB 10 tablet- Long -battery Life lets you go unplugged for hours to keep the family fun going


The tablet features a 6000mAh battery for extended use.

3.2 Powering On/Off

To power on, press and hold the power button located on the side of the tablet until the PRITOM logo appears. To power off, press and hold the power button until the power options appear on screen, then select 'Power off'.

3.3 Connecting to Wi-Fi

Upon first boot or after a factory reset, the tablet will guide you through the initial setup, including connecting to a Wi-Fi network. Go to **Settings > Network & internet > Wi-Fi**, select your desired network, and enter the password if prompted.



Enjoy your free time, make it easy
(64 GB of large Storage - plenty
of room to keep files, movies)

The tablet supports Wi-Fi connectivity for internet access.

4. OPERATING THE TABLET

4.1 Navigation and Interface

The PRITOM TAB10 Max runs on Android 14, providing an intuitive user interface. Swipe down from the top for quick settings and notifications. Use the navigation bar at the bottom for Home, Back, and Recent Apps functions.



The tablet's Quad-Core processor and 3GB RAM ensure faster app launching and smoother performance.

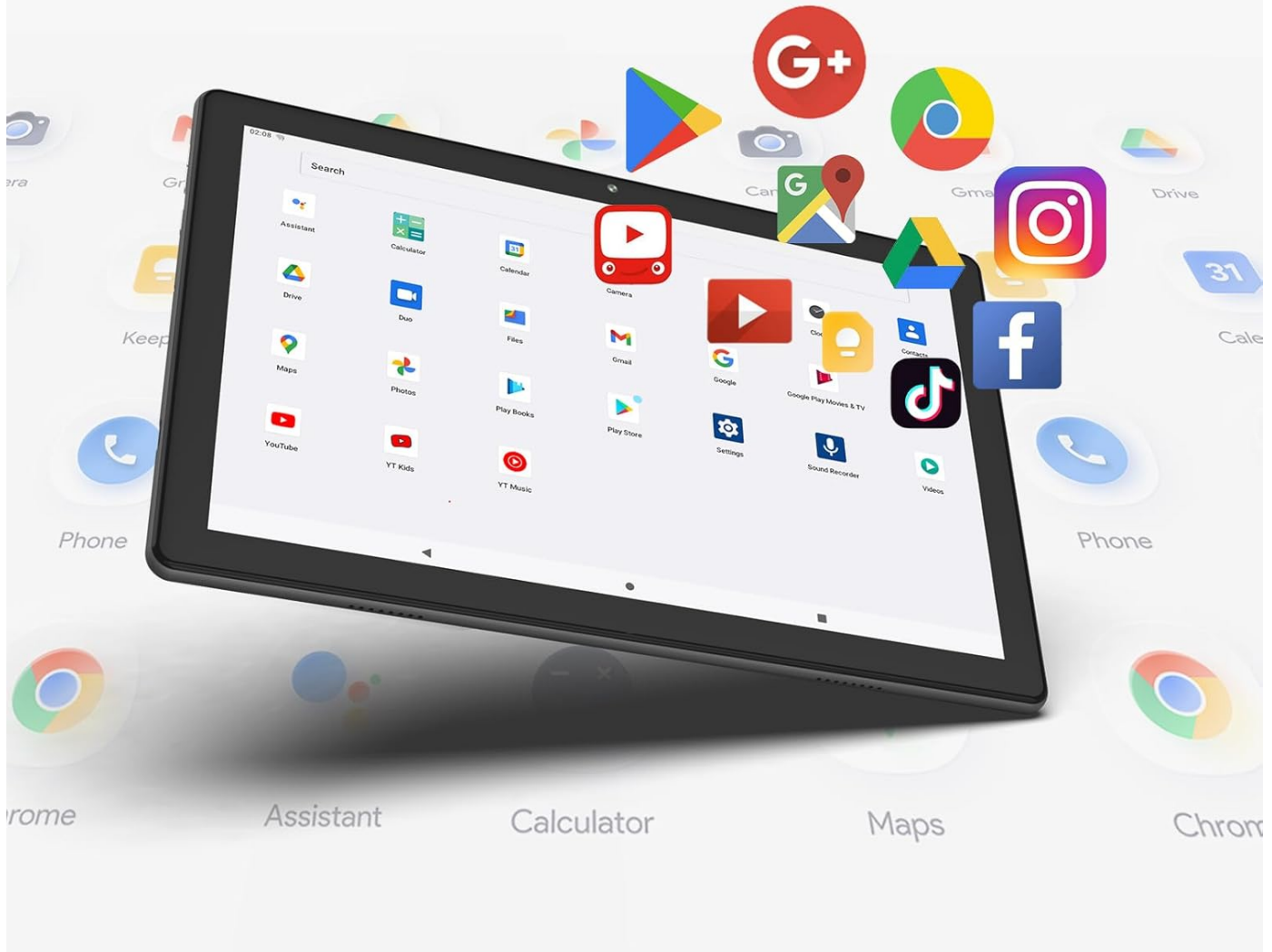
4.2 App Management

The tablet is Google Certified, allowing full access to the Google Play Store. You can download thousands of applications, including streaming services, games, and productivity tools. To install apps, open the Play Store, search for the desired app, and tap 'Install'.

GMS Certeficated Tablet PC

You can download many many applications From Google Play Store.

64GB storage provides more space for use.



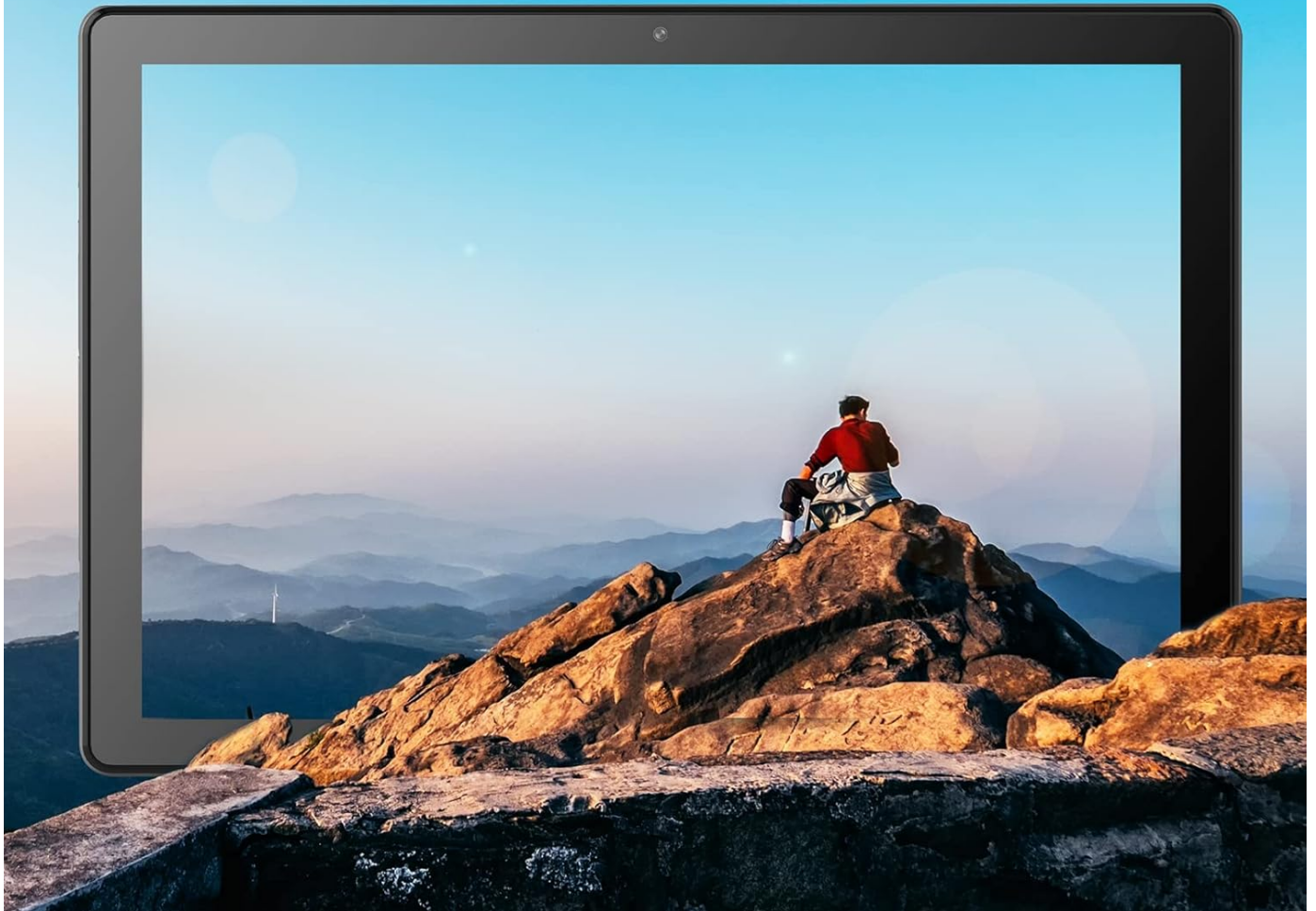
Access a wide range of applications through the Google Play Store.

4.3 Display and Eye Health Mode

The 10.1-inch HD IPS display (1280 x 800 resolution) offers clear visuals and vibrant colors. For comfortable viewing, especially during prolonged use, activate the Eye Health Mode in display settings. This mode optimizes backlighting to reduce eye strain.

Large Screen Experience

HD IPS display provides you with 720P entertainment experience



Enjoy a large screen experience with the tablet's HD IPS display.

4.4 Storage Expansion

The tablet comes with 64GB of internal storage. If more space is needed, you can expand it up to 512GB using a TF (microSD) card (not included). Insert the TF card into the designated slot.

4.5 Versatile Usage


The PRITOM TAB10 Max is suitable for various activities, including reading, watching movies, listening to music, browsing the internet, and playing games. Its lightweight design and included durable case make it convenient for use at home or on the go.




Read



Photograph



Listen to music



Watch Movie

The tablet supports diverse entertainment and productivity needs.

5. MAINTENANCE

5.1 Cleaning the Tablet

Use a soft, lint-free cloth to clean the screen and body of the tablet. Avoid using harsh chemicals or abrasive materials, as they can damage the surface. For stubborn smudges, slightly dampen the cloth with water.

5.2 Battery Care

To prolong battery life, avoid exposing the tablet to extreme temperatures. It is recommended to fully charge the tablet before it completely drains. If the tablet will not be used for an extended period, charge it to about 50% before storing.

5.3 Software Updates

Regularly check for software updates to ensure optimal performance and security. Go to **Settings > System > System update** to check for and install available updates.

6. TROUBLESHOOTING

6.1 Tablet Not Turning On

Ensure the tablet is sufficiently charged. Connect it to the charger and wait for at least 30 minutes before attempting to power it on again. If the issue persists, try holding the power button for 10-15 seconds for a forced restart.

6.2 Apps Crashing or Freezing

If an app is not responding, try closing it from the recent apps menu. If the problem continues, go to **Settings > Apps & notifications > See all apps**, select the problematic app, and choose 'Force stop' or 'Clear cache'. Ensure the app is updated to its latest version.

6.3 Wi-Fi Connectivity Issues

Check if Wi-Fi is enabled in settings. Restart your Wi-Fi router. Forget the network on your tablet and reconnect. Ensure you are within range of the Wi-Fi signal.

6.4 Slow Performance

Close unused applications running in the background. Clear cached data from apps regularly. Consider uninstalling apps you no longer use to free up storage space. A factory reset can also resolve persistent performance issues, but remember to back up your data first.

7. SPECIFICATIONS

Feature	Detail
Brand	PRITOM
Model Name	TAB 10 Max
Operating System	Android 14
Screen Size	10.1 Inches
Display Resolution	1280 x 800 Pixels (HD IPS)
Processor	Quad-Core 64Bit, up to 1.6GHz
RAM	3GB SDRAM DDR3
Internal Storage	64 GB
Expandable Storage	Up to 512GB via TF card (not included)
Battery Capacity	6000 mAh
Average Battery Life	Up to 10 hours (mixed use)
Wireless Type	802.11bgn
Rear Webcam Resolution	8 MP
Item Weight	1.1 pounds
Product Dimensions	10 x 5.51 x 0.4 inches

8. WARRANTY AND SUPPORT

PRITOM tablets come with a 12-month quality warranty. The PRITOM team is committed to providing reliable customer service and on-time technical support. If you encounter any problems or have questions regarding your device, please do not hesitate to contact PRITOM customer support for assistance.

For support, please refer to the contact information provided with your product packaging or visit the official PRITOM website.