

## Amazon Echo Show 8 (3rd Generation)

# Echo Show 8 (3rd Generation) Smart Display User Manual

Model: Echo Show 8 (3rd Generation - 2024) | Brand: Amazon

### INTRODUCTION

Welcome to your new Echo Show 8! This smart display is designed to enhance your daily life with its vibrant HD screen, immersive spatial audio, and powerful Alexa capabilities. It serves as a central hub for your smart home, allowing you to control compatible devices with ease. This manual provides essential information on setting up, operating, maintaining, and troubleshooting your device.

# Novo echo show 8

Agora com áudio espacial e hub de casa inteligente integrado



Calendário



Casa  
Inteligente



Entretenimento



Câmera  
Integrada

Image: The Echo Show 8 in black, displaying a video call on its screen. This illustrates its communication capabilities.

## SETUP

### What's in the Box

- Echo Show 8 device
- White power adapter (30 W)
- 1.5 m white cable
- Quick start guide

### System Requirements

The Echo Show 8 is ready to connect to your Wi-Fi network. The Alexa app is compatible with Fire OS, Android, and iOS devices. Some features may require additional subscriptions or may not be available in all areas.

## Initial Setup Steps

1. **Connect Power:** Plug the power adapter into the Echo Show 8 and then into a wall outlet.
2. **Follow On-Screen Instructions:** The device will guide you through the initial setup process, including selecting your language and connecting to your Wi-Fi network.
3. **Download Alexa App:** For full functionality and to manage your device, download the Amazon Alexa app on your smartphone or tablet.
4. **Sign In:** Sign in with your Amazon account credentials.
5. **Amazon Wi-Fi Quick Setup:** If you have other Amazon devices, the quick Wi-Fi setup feature can simplify connecting your Echo Show 8 to your network.

## OPERATING YOUR ECHO SHOW 8

### Voice Control with Alexa

Your Echo Show 8 is primarily controlled by your voice. Simply say "Alexa" followed by your command or question. Alexa can play music, provide news, set alarms, answer questions, and much more.

### Entertainment

Enjoy immersive entertainment with the HD screen and spatial audio. Stream content from Prime Video, Netflix, and other services. Listen to music from Amazon Music, Apple Music, or Spotify.



Image: The Echo Show 8 displaying the title screen for the 'Fallout' series, demonstrating its video streaming capabilities.



## Use sua voz para controlar músicas, séries e muito mais

Image: The Echo Show 8 displaying a music player interface with album art and playback controls, highlighting its audio playback features.





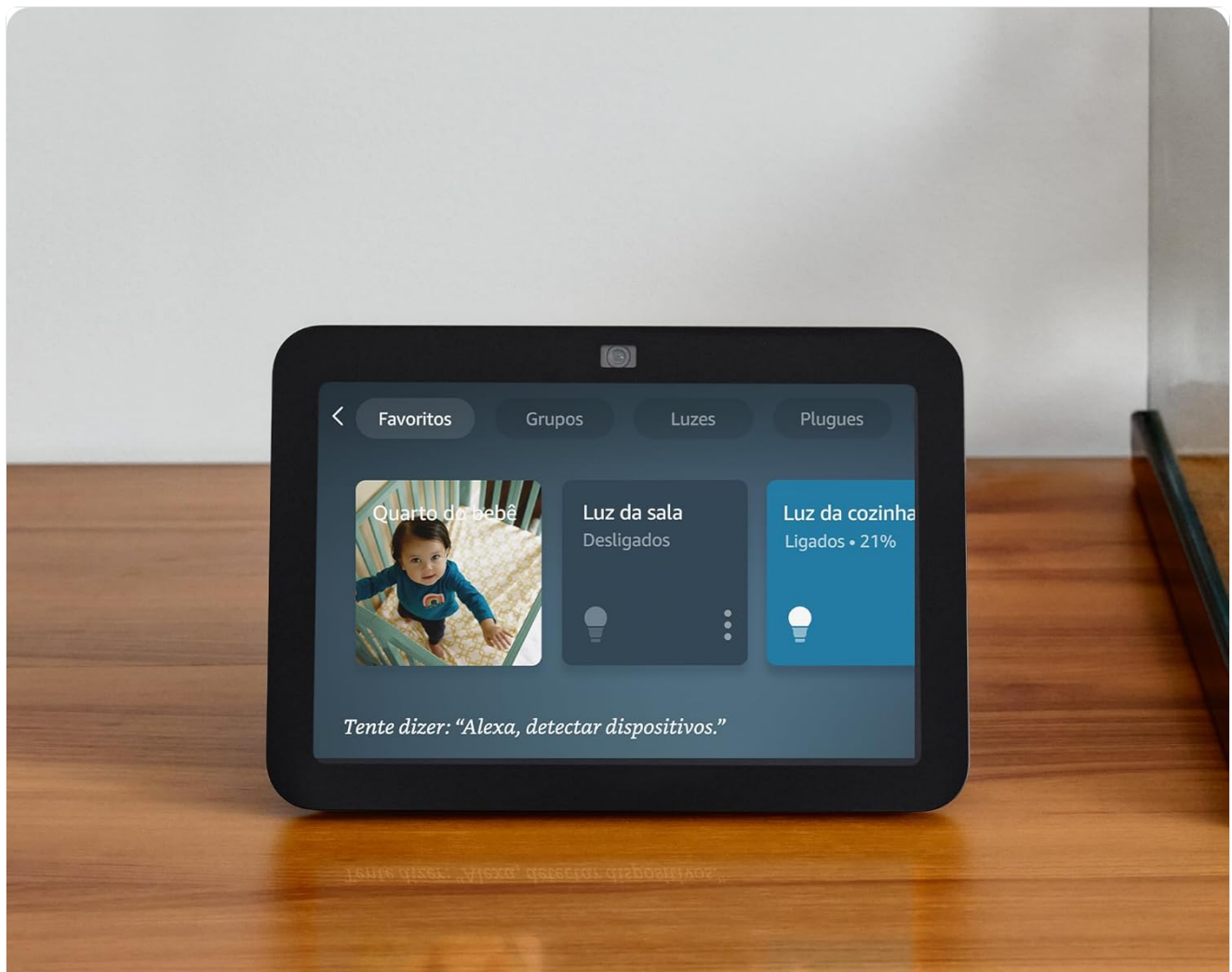
**"Alexa, abre Prime Video."**

**Suporte vendido separadamente**

Image: A white Echo Show 8 on a separate stand, displaying a scene from 'The Wheel of Time'. Note: Stand sold separately.

## **Smart Home Control**

The integrated smart home hub supports Zigbee, Matter, and Thread, allowing you to pair and manage compatible devices like cameras, lights, and plugs directly from your Echo Show 8. Use the touchscreen or voice commands to control your smart home.



# Conecte e gerencie facilmente dispositivos de casa inteligente

Image: The Echo Show 8 displaying a smart home control interface with options for favorites, groups, lights, and plugs, illustrating its smart home management capabilities.

## Communication

Make video calls to other Echo devices with automatic camera framing and noise reduction technology for more natural conversations. Use the main connections widget for quick access to contacts.

## Adaptive Content and Widgets

The adaptive content feature allows you to view calendars or reminders from a distance, or more detailed content when you are closer. Shortcut icons on the home screen provide easy access to your most used widgets.

## Privacy Features

The Echo Show 8 is built with multiple layers of privacy control, including a microphone/camera off button and an integrated camera cover. You can also view and delete your voice recordings.



## Abra e feche a tampa da câmera facilmente

Image: A close-up view of the top edge of the Echo Show 8, showing the integrated camera cover in the open position, highlighting a key privacy feature.

### Accessibility Features

To customize Alexa according to your abilities, go to Settings → Accessibility. Features include:

- **Tap to Alexa:** Allows touch access (instead of voice) via blocks or keyboard.
- **Alexa Captions:** Provides captions for compatible content.
- **VoiceView Screen Reader:** Assists users with blindness or visual impairment.
- **Magnifier:** Allows zooming in/out or viewing the entire screen.
- **Kindle Read Aloud:** Alexa can read your Kindle books aloud.
- **Other Features:** Color inversion, color correction, audio prompts, and more.

To ensure the longevity and optimal performance of your Echo Show 8, follow these simple maintenance guidelines:

- **Cleaning the Screen:** Use a slightly damp microfiber cloth to clean the HD touchscreen. If necessary, follow with a dry microfiber cloth. Avoid harsh chemicals or abrasive materials.
- **Cleaning the Device Body:** For the main body and speaker area, use a soft, dry cloth. Keep liquids away from the device, especially the speaker grilles.
- **Environmental Care:** Avoid placing the device in direct sunlight, near heat sources, or in excessively humid environments.
- **Dust Protection:** If the device is in an area prone to dust (e.g., during renovation), cover it completely or move it to a protected location.
- **Power Adapter Care:** Handle the power adapter and cable with care. Do not bend or crimp the cable excessively.

## TROUBLESHOOTING

If you encounter issues with your Echo Show 8, try the following common troubleshooting steps:

- **No Power/Device Not Turning On:**
  - Ensure the power adapter is securely plugged into both the device and a working wall outlet.
  - Try plugging the device into a different outlet.
- **Wi-Fi Connectivity Issues:**
  - Check if your Wi-Fi router is on and working correctly.
  - Restart your Echo Show 8 by unplugging it for a few seconds and plugging it back in.
  - Ensure your Wi-Fi password is entered correctly during setup.
  - Move the Echo Show 8 closer to your Wi-Fi router.
- **Alexa Not Responding:**
  - Ensure the microphone is not muted (the light ring will be red). Press the microphone/camera off button if it is.
  - Speak clearly and at a normal volume.
  - Check your internet connection.
- **Screen Freezing/Unresponsive:**
  - Restart the device by unplugging it and plugging it back in.
  - If the issue persists, consider performing a factory reset (refer to the Alexa app or online support for instructions, as this will erase your settings).
- **Poor Audio/Video Quality:**
  - Ensure the device is not obstructed.
  - Check your internet speed for streaming issues.
  - For video calls, ensure good lighting and a stable internet connection.

For more detailed troubleshooting or persistent issues, please refer to the Amazon support website or contact customer service.



## SPECIFICATIONS

Feature	Description
Size	200mm x 139mm x 106mm
Weight	1,034 grams. Actual size and weight may vary by manufacturing process.
Display	8.0" HD touchscreen
Camera	13 MP centralized camera with integrated cover (photo quality and size may vary)
Wi-Fi Connectivity	Dual-band Wi-Fi compatible with 802.11 a/b/g/n/ac Wi-Fi networks. Incompatible with ad-hoc (or peer-to-peer) Wi-Fi networks.
Smart Home Hub	Zigbee + Matter + Thread border router.
Bluetooth Connectivity	Supports Advanced Audio Distribution Profile (A2DP) for audio streaming from your mobile device to Echo Show 8 or from Echo Show to your Bluetooth speaker. Audio/Video Remote Control Profile (AVRCP) for voice control of connected mobile devices. Hands-free voice control is not compatible with Mac OS X devices. Bluetooth speakers requiring PIN codes are not supported.
Audio	2 x 2" neodymium speakers with passive bass radiator.
System Requirements	Echo Show 8 comes ready to connect to Wi-Fi. The Alexa app is compatible with Fire OS, Android, and iOS devices. Supported operating systems. Some features are subject to change or cancellation, which may occur at any time, may not be available in certain areas, or may require additional subscriptions.
Setup Technology	Amazon's quick Wi-Fi setup allows customers to connect smart devices to the Wi-Fi network in a few easy steps. Quick Wi-Fi setup is another way Alexa is getting smarter. Learn more about quick Wi-Fi setup.
Processor	Octa-core AZ2 Neural Network Engine
Accessibility Features	To enable features that customize Alexa according to your abilities, go to Settings → Accessibility. Options include Tap to Alexa, Alexa captions, VoiceView screen reader, Magnifier, Kindle read aloud, color inversion, color correction, audio prompts, and more.
Included in the Box	Echo Show 8, white power adapter (30 W), 1.5 m white cable, and quick start guide.
Generation	Echo Show 8 (3rd generation - 2024)
Privacy Features	Activation word technology, streaming indicators, microphone/camera off button, integrated camera cover, ability to view and delete your voice recordings, and more. Visit the Alexa Privacy Portal to explore how Alexa and Echo devices are designed to protect your privacy.
Language	Alexa speaks Portuguese (Note: User manual is in English for this output).

Feature	Description
Skills and Features	Alexa makes your life easier, more meaningful, and fun by allowing your voice to control your world. Alexa helps you enjoy more of the things you already love and discover unimaginable new possibilities. Discover all that Alexa can do. You may find advertisements on Echo and Alexa devices.
Software Security Updates	This device receives guaranteed software security updates for at least four years after the device was last available for purchase as a new unit on our websites. Learn more about these software security updates. If you already own an Amazon Echo, visit the Manage your content and devices page for device-specific information.
Anatel	05318-24-01698

## WARRANTY INFORMATION



Your Echo Show 8 includes a **1-year limited warranty**. The use of the Echo Show 8 is subject to the terms found on the Amazon website. Please retain your proof of purchase for warranty claims.





## SUPPORT AND RESOURCES

For additional support, frequently asked questions, and detailed guides, please visit the official Amazon support website. You can also manage your device settings, content, and privacy preferences through the Alexa app or by visiting the [Manage Your Content and Devices](#) page on Amazon.

For information on how Amazon devices are designed to protect your privacy, please visit the [Alexa Privacy Portal](#).

### Related Documents - Echo Show 8 (3rd Generation)

	<a href="#">Amazon Echo &amp; Alexa Brand Usage Guidelines for External Partners</a> Official guidelines for external partners on the proper usage of Amazon Echo and Alexa brand assets, including logos, typography, colors, and representation in marketing materials. Ensure brand consistency and integrity.
	<a href="#">Amazon Echo Show 8 (3rd Gen) Quick Start Guide</a> Learn how to set up and use your Amazon Echo Show 8 (3rd Generation) smart display with this quick start guide. Discover features, privacy controls, and Alexa commands.

 The image shows the cover of the Amazon Echo Show 8 (2nd Gen) User Guide. It features a photograph of the Echo Show 8 device at the top. Below the photo, the title "amazon Echo Show 8 (2nd Gen) User Guide" is printed. Underneath the title, there is a list of topics covered in the guide, including "Getting started", "Setting up your Echo Show 8", "Using your Echo Show 8", "Privacy controls", "Smart home integration", and "Troubleshooting".	<p><a href="#">Amazon Echo Show 8 (2nd Gen) User Guide</a></p> <p>A comprehensive user guide for the Amazon Echo Show 8 (2nd Gen), detailing setup, privacy features, voice commands, and tips for using Alexa.</p>
 The image shows the cover of the Amazon Echo Show 8 (3rd Gen) Setup and User Guide. It features a photograph of the Echo Show 8 device at the top. Below the photo, the title "amazon Echo Show 8 (3rd Gen) Setup and User Guide" is printed. Underneath the title, there is a list of topics covered in the guide, including "Getting started", "Setting up your Echo Show 8", "Using your Echo Show 8", "Privacy controls", "Smart home integration", and "Troubleshooting".	<p><a href="#">Amazon Echo Show 8 (3rd Gen) Setup and User Guide</a></p> <p>A comprehensive guide to setting up and using your Amazon Echo Show 8 (3rd Generation), including features, privacy controls, and smart home integration.</p>
 The image shows the cover of the Echo Show 10 (3rd Gen) Quick Start Guide: Setup, Features, and Usage. It features a photograph of the Echo Show 10 device at the top. Below the photo, the title "Echo Show 10 (3rd Gen) Quick Start Guide: Setup, Features, and Usage" is printed. Underneath the title, there is a list of topics covered in the guide, including "Getting started", "Setting up your Echo Show 10", "Using your Echo Show 10", "Privacy controls", "Smart home integration", and "Troubleshooting".	<p><a href="#">Echo Show 10 (3rd Gen) Quick Start Guide: Setup, Features, and Usage</a></p> <p>A comprehensive guide to setting up and using your Amazon Echo Show 10 (3rd Generation). Learn about its features, privacy controls, placement, and voice commands.</p>
 The image shows the cover of the Amazon Echo Show 8 User Manual. It features a photograph of the Echo Show 8 device at the top. Below the photo, the title "amazon Echo Show 8 User Manual" is printed. Underneath the title, there is a list of topics covered in the guide, including "Getting started", "Setting up your Echo Show 8", "Using your Echo Show 8", "Privacy controls", "Smart home integration", and "Troubleshooting".	<p><a href="#">Amazon Echo Show 8 User Manual</a></p> <p>A user manual providing instructions and guidance for setting up and using the Amazon Echo Show 8, including its features and interaction methods.</p>