

## White Shark GK-2102 LEGIONNAIRE-X

# White Shark GK-2102 LEGIONNAIRE-X RGB USB Keyboard User Manual

Model: GK-2102 LEGIONNAIRE-X

## 1. INTRODUCTION

This manual provides essential instructions for the setup, operation, maintenance, and troubleshooting of your White Shark GK-2102 LEGIONNAIRE-X RGB USB Keyboard. Please read this manual thoroughly before using the product to ensure proper functionality and longevity.



Image 1.1: Top view of the White Shark GK-2102 LEGIONNAIRE-X RGB USB Keyboard, showcasing its full layout and RGB lighting.

## 2. SETUP

Follow these steps to connect your White Shark GK-2102 LEGIONNAIRE-X RGB USB Keyboard to your computer.

1. **Unpack the Keyboard:** Carefully remove the keyboard and its USB cable from the packaging.
2. **Connect the USB Cable:** Insert the USB connector of the keyboard into an available USB port on your computer.



Image 2.1: Close-up of the USB connector, which is used to connect the keyboard to a computer.

3. **Driver Installation:** The keyboard is plug-and-play. Your operating system should automatically detect and install the necessary drivers. No additional software installation is typically required.
4. **Adjust Keyboard Feet:** For ergonomic comfort, you may extend the adjustable feet located on the underside of the keyboard.



Image 2.2: View of the adjustable feet on the keyboard's underside, allowing users to modify the typing angle.

### 3. OPERATING INSTRUCTIONS

---

The White Shark GK-2102 LEGIONNAIRE-X is a standard USB keyboard with RGB lighting features. Below are general operating guidelines.

#### 3.1 Basic Keyboard Functions

The keyboard functions as a standard QWERTY layout device. All keys perform their indicated character or function when pressed. Special function keys (F1-F12) may require the 'Fn' key to be held down simultaneously for their secondary functions, depending on your operating system and specific keyboard model configuration.



Image 3.1: Angled view of the keyboard, highlighting the key layout and illuminated RGB backlighting.

## 3.2 RGB Lighting Control

This keyboard features RGB lighting. Specific key combinations, often involving the 'Fn' key and other designated keys (e.g., arrow keys, Ins, Home, PgUp, Del, End, PgDn), are typically used to cycle through lighting modes, adjust brightness, or change colors. Refer to the quick start guide or manufacturer's website for detailed RGB control commands specific to this model.

## 4. MAINTENANCE

Proper maintenance ensures the longevity and performance of your keyboard.

- **Cleaning:** Disconnect the keyboard from your computer before cleaning. Use a soft, dry cloth to wipe the surface. For stubborn dirt, a slightly damp cloth with mild soap can be used, ensuring no liquid enters the keyboard. Compressed air can be used to remove dust and debris from between the keys.
- **Avoid Liquids:** Do not spill liquids on the keyboard. Liquid damage can cause permanent malfunction.
- **Storage:** Store the keyboard in a cool, dry place away from direct sunlight and extreme temperatures when not in use for extended periods.

## 5. TROUBLESHOOTING

If you encounter issues with your keyboard, try the following solutions:

- **Keyboard Not Responding:**
  - Ensure the USB cable is securely connected to both the keyboard and the computer.
  - Try connecting the keyboard to a different USB port on your computer.
  - Test the keyboard on another computer to determine if the issue is with the keyboard or the computer's port/drivers.
  - Restart your computer.
- **Keys Not Working:**
  - Check for any physical obstructions under the keycaps.

- Clean the keyboard as described in the Maintenance section.
- **RGB Lighting Not Working/Incorrect:**
  - Ensure the keyboard is properly connected and receiving power.
  - Refer to the manufacturer's specific instructions for RGB control key combinations.

## 6. SPECIFICATIONS

Below are the technical specifications for the White Shark GK-2102 LEGIONNAIRE-X RGB USB Keyboard:



Image 6.1: Side profile of the keyboard, illustrating its physical dimensions and keycap height.

Feature	Detail
Brand	White Shark
Model	GK-2102 LEGIONNAIRE-X
Connectivity	USB
Product Dimensions	50 x 50 x 28 cm
Weight	1.06 kg
Material	Plastic
Special Features	RGB Lighting
Batteries Required	No







## 7. WARRANTY INFORMATION

For detailed warranty information regarding your White Shark GK-2102 LEGIONNAIRE-X RGB USB Keyboard, please refer to the warranty card included with your product or visit the official White Shark website. Warranty terms and conditions may vary by region and retailer.

## 8. SUPPORT

If you require further assistance or have questions not covered in this manual, please contact White Shark customer support through their official website or the contact information provided with your purchase. Please have your product model (GK-2102 LEGIONNAIRE-X) and purchase details ready when contacting support.

Related Documents - GK-2102 LEGIONNAIRE-X

 <p><b>WHITE SHARK SPARTAN</b> User manual - Tenkeyless Mechanical Keyboard</p> <p>Comprehensive user manual and warranty information for the White Shark SPARTAN GK-1925 AZERTY mechanical keyboard, detailing setup, features, usage, and troubleshooting.</p>	<p><a href="#">White Shark SPARTAN GK-1925 Keyboard Manual and Warranty</a></p> <p>Comprehensive user manual and warranty information for the White Shark SPARTAN GK-1925 AZERTY mechanical keyboard, detailing setup, features, usage, and troubleshooting.</p>
 <p><b>WHITE SHARK ASHIKO</b> User manual - Keyboard</p> <p>User manual for the White Shark GK-2202 ASHIKO Gaming Keyboard, including safety instructions and key function explanations in English and Croatian.</p>	<p><a href="#">White Shark GK-2202 ASHIKO Gaming Keyboard User Manual</a></p> <p>User manual for the White Shark GK-2202 ASHIKO Gaming Keyboard, including safety instructions and key function explanations in English and Croatian.</p>
 <p><b>WHITE SHARK GORILLA</b> User manual - Headphones</p> <p>User manual for the White Shark GH-2341 GORILLA headphones, providing setup instructions and optimal usage tips in English and Macedonian.</p>	<p><a href="#">White Shark GH-2341 GORILLA Headphones User Manual</a></p> <p>User manual for the White Shark GH-2341 GORILLA headphones, providing setup instructions and optimal usage tips in English and Macedonian.</p>
 <p><b>WHITE SHARK OCELOT</b> User manual - Headphones</p> <p>User manual for the White Shark GH-2042 Ocelot headphones, providing setup instructions and optimal usage tips. Learn how to connect the headphones via USB and configure them as the default audio device for the best experience.</p>	<p><a href="#">White Shark GH-2042 Ocelot Headphones Manual</a></p> <p>User manual for the White Shark GH-2042 Ocelot headphones, providing setup instructions and optimal usage tips. Learn how to connect the headphones via USB and configure them as the default audio device for the best experience.</p>
 <p><b>WHITE SHARK WOLF</b> User manual - Headphones</p> <p>User manual for the White Shark GH-2044 WOLF headphones, providing setup instructions and usage information in English and Macedonian.</p>	<p><a href="#">White Shark GH-2044 WOLF Headphones User Manual</a></p> <p>User manual for the White Shark GH-2044 WOLF headphones, providing setup instructions and usage information in English and Macedonian.</p>
 <p><b>WHITE SHARK DECURION</b> User manual - Gamepad</p> <p>User manual for the WHITE SHARK DECURION GP-2038 3-in-1 Wired Gamepad, covering setup, modes (X-Input, D-Input, Android, PS3), Turbo function, Macro programming, specifications, and troubleshooting.</p>	<p><a href="#">WHITE SHARK DECURION GP-2038 Gamepad User Manual</a></p> <p>User manual for the WHITE SHARK DECURION GP-2038 3-in-1 Wired Gamepad, covering setup, modes (X-Input, D-Input, Android, PS3), Turbo function, Macro programming, specifications, and troubleshooting.</p>