

## KPKUE X50

# KPKUE X50 13.3-inch Triple Portable Monitor Instruction Manual

Model: X50

## INTRODUCTION

The KPKUE X50 is a 13.3-inch Full High Definition (FHD) triple portable monitor designed to extend your laptop's display. It features an Ultra Wide Viewing Angle IPS screen with 1080\*1920p resolution and a 60Hz refresh rate. This device supports various display modes including duplicate, extend, and second screen mode, enhancing productivity for Windows systems.

The monitor is designed for laptops with diagonal lengths between 11.6 and 15 inches. Each screen can be independently controlled for power, adjustment, and awakening. Its independent frame design includes a 30°-60° adjustable kickstand for stable placement without hanging on your laptop.

## WHAT'S IN THE BOX

- 13.3" dual portable monitor x1
- Type-C to Type-C cable x1
- USB Type-C power cable x1
- User manual x1
- Exquisite packing box x1



## COMPATIBILITY

This monitor extender is designed exclusively for **Windows systems** and supports laptops ranging from 11.6 to 15 inches in diagonal length.


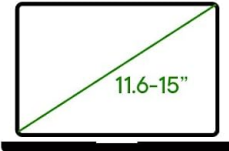
**Important:** Your laptop's Type-C port must support video output for the monitor to function correctly. If you are unsure about your laptop's compatibility, please consult your laptop's manufacturer or the KPKUE support team.

## Confirm Compatibility in 1 Minute

**STEP 1** Check if your laptop is Windows system

**STEP 2** Laptop Length  $\leq 12.2"$  (30cm) OR 11.6-15" Laptop

 OR 

**STEP 3** Check the Type-C port on your Laptop









	   Supports DisplayPort	 <b>Unmarked</b> Contact Us with the brand and model	  
---	---	--	---

Image: Visual guide for checking laptop compatibility, including Windows system requirement, laptop size, and Type-C port functionality.

## SETUP

The KPKUE X50 features a one-line connection for ease of use. No drivers are required for installation.

- Placement:** Position the independent frame of the monitor extender behind your laptop. The integrated 30°-60° adjustable kickstand provides stable support.
- Connection:** Connect the monitor to your laptop using a single Type-C cable. This cable handles both data (audio and video transmission) and power supply.
- Power (if needed):** If your laptop's Type-C port cannot deliver sufficient power, use the provided USB Type-C power cable and 5V/3A power adapter to supply additional power to the

monitor.

## INDEPENDENT FRAME DESIGN adjustable kickstand



Image: The monitor extender showcasing its adjustable kickstand for stable desktop use and the ability for screens to rotate 180 degrees.

Video: A demonstration of the KPKUE X50 Triple Portable Monitor setup, highlighting its quick deployment and connection process.

### OPERATING MODES

The KPKUE X50 supports three primary display modes:

- **Duplicate Mode:** Mirrors your laptop's display across the two external screens.
- **Extend Mode:** Extends your desktop across the two external screens, providing a multi-screen workspace.
- **Second Screen Mode:** Uses only one of the external screens as an extended or duplicated display.

Each screen can be turned off, adjusted, and awakened independently.

# Windows System Only

## Windows Compatible Version



Windows 8



Windows 10



Windows 11



MIRRORED DISPLAY



EXTENDED DISPLAY



USE ONE SCREEN

Image: Illustration of the three display modes (mirrored, extended, and single screen) with a laptop and the triple portable monitor.

Video: A step-by-step guide on how to configure the screens to extended mode on a Windows laptop.

## DISPLAY FEATURES

- **Screen Size:** 13.3 inches x 2
- **Resolution:** Full HD 1080P (1920 x 1080 pixels)
- **Panel Type:** IPS (In-Plane Switching) for wide viewing angles (178°)
- **Refresh Rate:** 60 Hz
- **Contrast Ratio:** 1000:1
- **Brightness:** 280 ± 20 cd/m<sup>2</sup>
- **Color Gamut:** 72% sRGB
- **Features:** Flicker-Free, Blue Light Filter, HDR mode for richer colors, easy brightness adjustment.



Image: Highlights the monitor's ultrathin and lightweight design, 13.3-inch Full HD display, and accessible brightness controls.

## CONTROLS

The monitor features an On-Screen Display (OSD) menu button and dedicated brightness controls for each screen. These buttons are located on the top edge of the central unit.

- **Menu Button:** Accesses the OSD menu for advanced settings.
- **'+' Button:** Increases brightness or navigates menu options.
- **'-' Button:** Decreases brightness or navigates menu options.



Image: A detailed view of the monitor's ports and the OSD menu buttons for brightness and settings adjustments.

## SPECIFICATIONS

Feature	Detail
Brand	KPKUE
Model Name	KPKUE X50 Triple Monitor Extender
Screen Size	13.3 Inches (x2)
Resolution	FHD 1080p (1920 x 1080 Pixels)
Aspect Ratio	16:9
Screen Finish	Matte
Contrast Ratio	1000:1
Refresh Rate	60 Hz

Display Technology	LCD IPS
Viewing Angle	178 Degrees
Brightness	280 Candela
Response Time	5 Milliseconds
Connectivity Technology	USB Type-C 3.1 (Type-C Full Function Port)
Total USB Ports	2 (USB 3.0)
Power Consumption	15 Watts
Compatible Devices	Laptop (Windows System Only)
Mounting Type	Desk Mount
Item Dimensions (D x W x H)	13.43"D x 9.72"W x 1.22"H

## MAINTENANCE

To ensure the longevity and optimal performance of your KPKUE X50 Triple Portable Monitor, follow these maintenance guidelines:

- **Cleaning:** Use a soft, lint-free cloth slightly dampened with water or a screen-cleaning solution to clean the display surfaces. Avoid harsh chemicals or abrasive materials.
- **Storage:** When not in use, fold the monitor extender carefully and store it in its original packaging or a protective case to prevent scratches and damage.
- **Handling:** Avoid applying excessive force to the screens or hinges. Always use the integrated kickstand for support when the monitor is deployed.
- **Environmental Conditions:** Operate and store the monitor in a dry environment, away from extreme temperatures, direct sunlight, and high humidity.

## TROUBLESHOOTING

If you encounter issues with your KPKUE X50 Triple Portable Monitor, consider the following:

- **No Display:** Ensure the Type-C cable is securely connected to both the monitor and your laptop. Verify that your laptop's Type-C port supports video output. If necessary, connect the external power cable to the monitor.
- **Incorrect Display Mode:** Adjust display settings on your Windows laptop to select between Duplicate, Extend, or Second Screen modes.
- **Power Issues:** If the monitor is not powering on, confirm that the external power adapter is correctly connected and functioning. Check if your laptop's Type-C port can supply enough power, or use the dedicated power cable.
- **Screen Flickering/Distortion:** Check the cable connections. Ensure your laptop's graphics

drivers are up to date. Adjust the refresh rate or resolution in your display settings.

- **Brightness/Contrast Adjustment:** Use the OSD menu buttons on the monitor to adjust brightness, contrast, and other display settings.

For further assistance, please refer to the contact information provided in your User Manual or reach out to KPKUE customer service.

## **WARRANTY AND SUPPORT**

The KPKUE X50 Triple Portable Monitor comes with a **1 Year Manufacturer Warranty**. This warranty covers defects in materials and workmanship under normal use.

For warranty claims, technical support, or any product-related inquiries, please contact KPKUE customer service. Refer to the contact details provided in the included User Manual for the most up-to-date support information.