

Baseus Airpow

Baseus 30000mAh Portable Charger User Manual

Model: Airpow

1. PRODUCT OVERVIEW

The Baseus 30000mAh Portable Charger is a high-capacity power bank designed to provide fast and reliable charging for a wide range of electronic devices. With its 22.5W output and multiple port options, it is suitable for extended use during travel or daily activities.



Image: The Baseus 30000mAh Portable Charger, showcasing its sleek black design and digital display.

Package Contents

- Baseus 30000mAh 22.5W Portable Charger
- USB-A to C cable
- User Manual
- Stickers



Image: The power bank, USB-A to C cable, and user manual as typically found in the product packaging.

2. SETUP

Initial Charging of the Power Bank

Before first use, it is recommended to fully charge your Baseus portable charger. This ensures optimal battery performance and longevity.

1. Connect the provided USB-A to C cable to the USB-C input port on the power bank.
2. Plug the other end of the cable into a compatible USB wall adapter (not included).
3. The digital display will show the charging percentage. Allow the power bank to charge until it reaches 100%.

The power bank can also be recharged via its Micro USB input port.



Image: The power bank connected to a wall adapter for recharging, indicating the charging process.

3. OPERATING INSTRUCTIONS

Charging Your Devices

The Baseus power bank features multiple output ports to charge various devices simultaneously.

- **USB-A Output Ports (x2):** Use these ports to charge devices that support standard USB-A charging.
- **USB-C Input/Output Port (x1):** This port supports both input for recharging the power bank and output for charging compatible USB-C devices.

1. Connect your device's charging cable to the appropriate output port on the power bank (USB-A or USB-C).
2. Connect the other end of the cable to your device.
3. The power bank will automatically begin charging your device.



Image: The power bank simultaneously charging an iPhone, a Samsung phone, and an Apple Watch, demonstrating its multi-device charging capability.

Fast Charging Capabilities

This power bank supports various fast charging protocols, including PD 20W/QC 18W for iPhone and Android devices, and AFC 15W/QC 18W for Samsung Galaxy series. The orange lightning icon on the display indicates when fast charging is active.

Charge your iPhone up to 50% in 30min



Image: A visual comparison showing an iPhone charging to 50% in 30 minutes using the Baseus 22.5W power bank versus a standard 2.4A charger.

Digital Display

The built-in digital display provides real-time information about the power bank's status:

- **Battery Percentage:** Shows the remaining power level from 0-100%.
- **Fast Charging Indicator:** An orange lightning icon illuminates when a fast charging protocol is active.

Status at a Glance

Intuitive battery percentage & fast charging icon



Image: A close-up of the power bank's digital display, clearly showing the battery percentage (99%) and the fast charging icon.

Broad Compatibility

The power bank is compatible with a wide range of devices, including:

- **Apple Devices:** iPhone 14/13/12 series (20W PD), iPhone 11/X/8 series (18W PD)
- **Samsung Devices:** Galaxy S22/Note 20 series (22.5W SCP, 15W AFC, 18W QC)
- **Xiaomi Devices:** Xiaomi 9se, Xiaomi cc9, Xiaomi 9, Xiaomi 8 (18W QC)
- **Other Devices:** Google Pixel 7 Pro, Steam Deck, Nintendo Switch, and more.

Broad Compatibility



Apple **20W PD**

iPhone 14 Series
iPhone 13 Series
iPhone 12 Series



Apple **18W PD**

iPhone 11 Series
iPhone X Series
iPhone 8 Series



Samsung **22.5W SCP**

Galaxy S22 Series
Galaxy Note 20 Series



Xiaomi **18W QC**

Xiaomi 9se, Xiaomi cc9,
Xiaomi 9, Xiaomi 8
and more



Other devices

Google Pixel 7 Pro/Steam deck/Switch

Image: A chart illustrating the broad compatibility of the power bank with various smartphone brands and other portable devices like the Nintendo Switch and Steam Deck.

4. MAINTENANCE AND SAFETY

Care and Handling

- Store the power bank in a cool, dry place away from direct sunlight and extreme temperatures.
- Avoid dropping or subjecting the power bank to strong impacts.
- Do not expose the power bank to water or excessive moisture.
- Clean the surface with a soft, dry cloth. Do not use harsh chemicals or abrasive materials.
- Recharge the power bank at least once every three months if not in regular use to maintain battery health.

Safety Features

The Baseus portable charger is equipped with multiple safety protections to ensure a secure charging experience:

- Overcharge Protection
- Over-discharge Protection
- Overvoltage Protection
- Overcurrent Protection
- Temperature Control Protection
- Auto-Off Protection

The casing is made of fire-resistant material for added safety.



Image: A diagram highlighting the various built-in safety protections of the Baseus power bank, including overcharge, over-discharge, overvoltage, overcurrent, overheat, and auto-off protection, along with its fire-resistant casing.

5. TROUBLESHOOTING

- **Power bank not charging:**
 - Ensure the charging cable is securely connected to both the power bank and the wall adapter.
 - Try a different charging cable or wall adapter.
 - Verify the wall adapter is functioning correctly.
- **Device not charging from power bank:**
 - Ensure the power bank has sufficient charge.
 - Check if the charging cable is properly connected to both the power bank and your device.
 - Try a different charging cable or output port on the power bank.
 - Confirm your device is compatible with the power bank's output specifications.
- **Slow charging:**
 - Ensure both the power bank and your device support fast charging protocols.
 - Use a high-quality, fast-charging compatible cable.
 - If multiple devices are connected, the total output power may be distributed, leading to slower charging for individual devices.
- **Digital display not working:**
 - Press the power button briefly to activate the display.
 - If the display remains off, the power bank may be fully discharged or require service.





6. SPECIFICATIONS



Feature	Detail
Model Number	Airpow
Battery Capacity	30000 Milliamp Hours (mAh)
Product Dimensions	6.1 x 1.65 x 2.75 inches
Item Weight	1.44 pounds
Connector Type	USB Type C, USB Type A, Micro USB
Special Features	Fast Charging, Portable Charger, Digital Display
Color	BLACK
Manufacturer	Baseus

7. WARRANTY AND SUPPORT

Baseus provides 24-month customer service for this product. For any inquiries, technical support, or warranty claims, please contact Baseus customer service through their official channels or the retailer where the product was purchased.

Please retain your proof of purchase for warranty validation.

	<p>Baseus Compact 3-Port Fast Charger 30W (CCXJ-D01) - Specifications and Features</p> <p>Detailed specifications, features, and safety information for the Baseus Compact 3-Port Fast Charger 30W (Model CCXJ-D01), supporting PD and QC fast charging.</p>
 <p>Baseus</p> <p>User Manual Manual de utilizare / Manual del usuario Manual de uso / Bedienungsanleitung / Manuale d'uso Portuguese / বাংলা / العربية / हिन्दी / 中文 / 日本語 / 한국어 / 繁體中文 / ភាសាខ្មែរ</p>	<p>Baseus Magnetic Mini Wireless Fast Charge Power Bank 20000mAh 20W User Manual</p> <p>User manual for the Baseus Magnetic Mini Wireless Fast Charge Power Bank 20000mAh 20W. This document provides safety instructions, product parameters, operating instructions, and troubleshooting tips for the power bank.</p>
	<p>Baseus Pudding Series Fast Charging Cable P10355700111-B1 - მომხმარებლის სახელმძღვანელო</p> <p>Baseus Pudding Series Fast Charging Cable P10355700111-B1-ის მომხმარებლის სახელმძღვანელო. აღწერს სწრაფ დატენვას 2.4A-მდე (12W), მონაცემთა გადაცემას 480Mbps-მდე, თავსებადობას Apple Lightning მოწყობილობებთან, გამძლე TPE მასალას (20,000+ მოხრა, 10,000+ ციკლი) და თავსებადობას 18W-96W USB-C დამტენებთან.</p>
	<p>Baseus GaN6 Pro Fast Charger 65W User Manual</p> <p>This document provides instructions and specifications for the Baseus GaN6 Pro Fast Charger, a 65W GaN charger with 4 ports (2 USB-C, 2 USB-A). It covers product details, features, and usage guidelines for various devices.</p>

	<p>Baseus Adaman 65W 20000mAh Power Bank User Manual</p> <p>User manual for the Baseus Adaman 65W 20000mAh Power Bank, featuring PD 3.0/QC 4.0 fast charging, three outputs, and an LED display. Compatible with iPhone, Samsung, and MacBook devices.</p>
	<p>Baseus GaN Dual USB-C Power Bank 45W 10000mAh Product Overview and Specifications</p> <p>Detailed overview of the Baseus GaN Dual USB-C Power Bank 45W 10000mAh (PPNLD-G02). Learn about its GaN technology, dual USB-C ports, 45W fast charging capabilities, 10000mAh capacity, and specifications for efficient portable power.</p>