

## amazon basics AB-SB001

# amazon basics Bluetooth Speaker 5.3 Soundbar (Model AB-SB001) User Manual

Your Guide to Setup, Operation, and Maintenance

## 1. PRODUCT OVERVIEW

The amazon basics Bluetooth Speaker 5.3 Soundbar (Model AB-SB001) delivers an immersive audio experience with 16W RMS output. Featuring Bluetooth 5.3 connectivity, a 2000mAh battery for extended playtime, and multiple input options including AUX and USB, this soundbar is designed for versatile audio enjoyment.

### Key Features:

- **16W RMS Audio Output:** Provides clear and crisp sound with enhanced bass.
- **Bluetooth 5.3 Connectivity:** For stable wireless streaming from compatible devices.
- **2000mAh Rechargeable Battery:** Offers up to 19 hours of playback at 70% volume.
- **Multiple Playback Options:** Supports Bluetooth, AUX-in, and USB drive playback.
- **Portable Design:** Compact and lightweight for easy transport.



Figure 1: amazon basics Bluetooth Soundbar AB-SB001. This image displays the overall design of the soundbar, highlighting its sleek, grey finish and front speaker grille.

## 2. PACKAGE CONTENTS

Please verify that all items are present in the package:

- Soundbar (1N)
- Charging Cable (1N)
- Aux Cable (1N)
- User Manual (1N)

### 3. PRODUCT LAYOUT AND CONTROLS



*Figure 2: Easy Access Controls. This image shows a close-up of the soundbar's top panel, detailing the control buttons for playback and volume adjustment.*

#### Control Buttons:

- **Power Button:** Press and hold to turn the soundbar On/Off.
- **Play/Pause Button:** Press to play or pause audio.
- **Volume Up (+):** Press to increase volume.
- **Volume Down (-):** Press to decrease volume.
- **Mode Button (M):** Press to switch between Bluetooth, AUX, and USB modes.



Figure 3: Connectivity Ports. This image highlights the various input ports on the soundbar, including AUX, USB, and the charging port.

## Ports:

- **AUX IN Port:** For wired audio connection using the provided 3.5mm AUX cable.
- **USB Port:** For playing audio files directly from a USB drive.
- **Charging Port:** For connecting the charging cable.

## 4. SETUP INSTRUCTIONS

### 4.1 Charging the Soundbar

1. Connect the provided charging cable to the soundbar's charging port.
2. Connect the other end of the charging cable to a compatible USB power adapter (not included).
3. The LED indicator will illuminate during charging and turn off once fully charged.
4. A full charge takes approximately 4 hours and 15 minutes.

### 4.2 Powering On/Off

- **To Power On:** Press and hold the Power button until the LED indicator lights up.

- **To Power Off:** Press and hold the Power button until the LED indicator turns off.

## 4.3 Bluetooth Pairing

1. Ensure the soundbar is powered on and in Bluetooth mode (the LED indicator will flash, indicating pairing mode). If not, press the 'M' (Mode) button to switch to Bluetooth mode.
2. On your device (smartphone, tablet, laptop), enable Bluetooth and search for available devices.
3. Select "AB-SB001" from the list of found devices.
4. Once paired, the LED indicator will stop flashing and remain solid. You can now stream audio wirelessly.

## 4.4 AUX Connection

1. Connect one end of the 3.5mm AUX cable to the AUX IN port on the soundbar.
2. Connect the other end of the AUX cable to the audio output jack of your device.
3. Press the 'M' (Mode) button on the soundbar to switch to AUX mode.
4. Audio will now play through the soundbar via the wired connection.

## 4.5 USB Playback

1. Insert a USB drive containing MP3 audio files into the USB port on the soundbar.
2. Press the 'M' (Mode) button to switch to USB mode.
3. The soundbar will automatically detect and begin playing audio files from the USB drive.

# 5. OPERATING INSTRUCTIONS

## 5.1 Basic Audio Playback

- **Play/Pause:** Press the Play/Pause button to start or stop audio playback.
- **Volume Adjustment:** Press the '+' button to increase volume and the '-' button to decrease volume.

*Note:* For optimal volume control, adjust the volume on both your connected device and the soundbar.

# 16 WATT

IMMERSIVE AUDIO EXPERIENCE



*Figure 4: 16 Watt Immersive Audio. This image illustrates the soundbar's audio output, emphasizing its 16W power for an immersive listening experience.*

## 6. MAINTENANCE

### 6.1 Cleaning

- Ensure the soundbar is powered off and disconnected from all power sources before cleaning.
- Use a soft, dry, lint-free cloth to wipe the exterior surfaces.
- Do not use abrasive cleaners, waxes, or solvents as they may damage the finish.

### 6.2 Storage

- Store the soundbar in a cool, dry place away from direct sunlight and extreme temperatures.
- If storing for an extended period, charge the battery periodically (e.g., every 3 months) to maintain battery health.

## 7. TROUBLESHOOTING



Issue	Possible Cause	Solution
Soundbar does not power on.	Low battery or no power.	Charge the soundbar using the provided charging cable. Ensure the power button is pressed and held sufficiently.
Cannot pair via Bluetooth.	Soundbar not in pairing mode, or device Bluetooth is off.	Ensure the soundbar is in Bluetooth mode (flashing LED). Turn off and on your device's Bluetooth. Move devices closer.
No sound from soundbar.	Incorrect mode, low volume, or improper connection.	Verify the soundbar is in the correct mode (Bluetooth, AUX, USB). Increase volume on both the soundbar and the connected device. Check cable connections for AUX.
Soundbar turns off automatically.	Automatic power-off feature.	The soundbar is designed to turn off after approximately 5-10 minutes of inactivity (no audio playback or unpaired Bluetooth connection) to conserve battery. This is normal operation. Power on again to resume use.
Poor sound quality/distortion.	Volume too high, weak signal, or audio source issue.	Reduce volume on both the soundbar and the connected device. Ensure Bluetooth devices are within range. Try a different audio source or cable.

## 8. SPECIFICATIONS

Feature	Specification
Model Name	AB-SB001
Speaker Type	Soundbar
Material	Plastic
Connectivity Technology	Bluetooth 5.3, Auxiliary, USB
Speaker Maximum Output Power	16 Watts RMS
Power Source	Battery Powered
Battery Capacity	2000mAh Lithium Ion
Battery Average Life	Up to 19 Hours (at 70% volume)
Charging Time	Approximately 4 Hours 15 Minutes
Product Dimensions	5.5D x 37.8W x 6.5H Centimeters
Item Weight	635 Grams
Control Method	Touch Buttons
Included Components	Soundbar, Charging Cable, Aux Cable, User Manual

## 9. WARRANTY AND SUPPORT






### 9.1 Warranty Information

This amazon basics product is covered by a **1-Year Limited Warranty** from the date of purchase. This warranty covers manufacturing defects and workmanship under normal use. Please retain your purchase receipt as proof of purchase.

### 9.2 Customer Support

For technical assistance, warranty claims, or product-related inquiries, please refer to the contact information provided with your purchase or visit the official amazon basics support website.

#### Related Documents - AB-SB001

	<p><a href="#">Amazon Basics One-Port USB Wall Charger (2.4 Amp) User Guide</a></p> <p>User guide for the Amazon Basics One-Port USB Wall Charger (2.4 Amp), detailing operation, cleaning, maintenance, safety, specifications, and compliance information.</p>
	<p><a href="#">Amazon Basics Portable Air Conditioner Dehumidifier Manual - Safety, Operation, Installation</a></p> <p>User manual for Amazon Basics portable air conditioner and dehumidifier (models B07ZHQDF7B, B07ZHQFNX8, B07ZHQTBSG, B07ZHQV1GT). Includes safety guidelines, product features, operating instructions, and installation steps for various window types. Available in multiple languages.</p>
	<p><a href="#">Amazon Basics TV Wall Mount Assembly Instructions</a></p> <p>Step-by-step assembly guide for the Amazon Basics TV Wall Mount, including safety precautions, mounting hole information, and optimal viewing height recommendations.</p>
	<p><a href="#">Amazon Basics USB 2.0 7-Port Hub Instruction Manual</a></p> <p>User guide for the Amazon Basics USB 2.0 7-Port Hub, detailing setup, features, usage, troubleshooting, and compliance information.</p>
	<p><a href="#">Amazon Basics ABIM03 Wired Mouse User Manual   Features, Installation, Warranty, E-Waste Disposal</a></p> <p>Official user manual for the Amazon Basics ABIM03 Wired Mouse. Find detailed information on product features, step-by-step installation, warranty terms, service information, and responsible e-waste disposal guidelines.</p>



[Amazon Basics Dual Brew Single Serve Capsule Coffee Maker User Manual](#)

Comprehensive user manual for the Amazon Basics Dual Brew Single Serve Capsule Coffee Maker (Model AB-1178B). Provides detailed instructions on safety, operation, cleaning, maintenance, troubleshooting, and specifications for optimal use.