

# Amazon Basics 5W Bluetooth 5.3 Speaker User Manual

Model: AB-BT5-001

## 1. INTRODUCTION

Thank you for choosing the Amazon Basics 5W Bluetooth 5.3 Speaker. This portable speaker is designed to deliver clear and powerful audio with the convenience of wireless connectivity. With its robust design and long-lasting battery, it's perfect for both indoor and outdoor use. This manual will guide you through the features, setup, and operation of your new speaker.



Figure 1: Front view of the Amazon Basics 5W Bluetooth Speaker.

## 2. WHAT'S IN THE BOX

---

Please check the package contents carefully. If any items are missing or damaged, please contact customer support.

- Main Unit (Amazon Basics 5W Bluetooth 5.3 Speaker)
- Micro USB Charging Cable
- User Manual

## 3. PRODUCT OVERVIEW

---

### 3.1 Controls and Indicators



Figure 2: Top view showing control buttons.

- **Power Button:** Press and hold to turn the speaker On/Off.
- **Volume Up / Next Track Button (+):** Short press to increase volume. Long press to skip to the next track.
- **Volume Down / Previous Track Button (-):** Short press to decrease volume. Long press to go to the previous track.
- **Mode Button (M):** Press to switch between Bluetooth, TF Card, and USB playback modes.
- **Play/Pause / Call Button:** Press to play/pause music. Press to answer/end calls. Long press to reject calls.

### 3.2 Ports and Connectors



Figure 3: Rear view showing connectivity ports.

- **USB Port:** For USB drive playback.
- **TF Card Slot:** For TF (MicroSD) card playback.
- **DC 5V (Micro USB) Port:** For charging the speaker.
- **ON/OFF Switch:** Main power switch.

## 4. SETUP

---

### 4.1 Charging the Speaker

Before first use, fully charge the speaker. The charging time is approximately 4 hours and 35 minutes.

1. Connect the Micro USB charging cable to the DC 5V port on the speaker.
2. Connect the other end of the cable to a USB power adapter (not included) or a computer's USB port.
3. The charging indicator light will illuminate during charging and turn off when fully charged.

### 4.2 Bluetooth Pairing

1. Ensure the speaker is charged and the main ON/OFF switch is in the 'ON' position.
2. Press and hold the Power button to turn on the speaker. It will automatically enter Bluetooth pairing mode, indicated by a flashing LED light.

3. On your device (smartphone, tablet, laptop), enable Bluetooth and search for available devices.
4. Select "Amazon Basics Speaker" from the list of devices.
5. Once paired, the speaker will emit a confirmation tone, and the LED light will stop flashing and remain solid.

### 4.3 True Wireless Stereo (TWS) Pairing

To achieve a stereo sound experience, you can pair two Amazon Basics 5W Bluetooth 5.3 Speakers together.

1. Ensure both speakers are turned on and not connected to any other Bluetooth device.
2. On one speaker (this will be the primary speaker), double-press the Play/Pause button. It will enter TWS pairing mode.
3. The two speakers will automatically connect to each other. A confirmation tone will sound once connected.
4. Now, connect your device to the primary speaker via Bluetooth as described in section 4.2. The audio will play through both speakers in stereo.

## 5. OPERATING INSTRUCTIONS

---

### 5.1 Power On/Off

- **To Power On:** Ensure the main ON/OFF switch is 'ON', then press and hold the Power button.
- **To Power Off:** Press and hold the Power button.

### 5.2 Music Playback

- **Play/Pause:** Press the Play/Pause button.
- **Volume Control:** Short press '+' to increase volume, short press '-' to decrease volume.
- **Next Track:** Long press '+'.
- **Previous Track:** Long press '-'.

### 5.3 Call Handling

With the built-in microphone, you can manage calls directly from the speaker when connected via Bluetooth.

- **Answer Call:** Press the Play/Pause button.
- **End Call:** Press the Play/Pause button during a call.
- **Reject Call:** Long press the Play/Pause button when an incoming call rings.

### 5.4 Mode Switching

Press the 'M' (Mode) button to cycle through available playback modes:

- Bluetooth Mode
- TF Card Mode (if a TF card is inserted)
- USB Mode (if a USB drive is inserted)

## 6. MAINTENANCE

---

- **Cleaning:** Use a soft, dry cloth to clean the speaker. Do not use abrasive cleaners or solvents.
- **Storage:** Store the speaker in a cool, dry place away from direct sunlight and extreme temperatures.



- **Battery Care:** To prolong battery life, avoid fully discharging the speaker frequently. Charge it regularly, even if not in use for extended periods.
- **Water Resistance:** The speaker is waterproof (TRUE). However, avoid submerging it in water for extended periods or exposing it to high-pressure water jets. Ensure all port covers are securely closed before exposure to water.

## 7. TROUBLESHOOTING

Problem	Possible Cause	Solution
Speaker does not turn on.	Battery is low or depleted. Main ON/OFF switch is off.	Charge the speaker. Ensure the main ON/OFF switch is in the 'ON' position.
No sound.	Volume is too low. Speaker is not paired. Incorrect mode selected.	Increase speaker and device volume. Re-pair the speaker. Press 'M' button to select correct mode.
Cannot pair with Bluetooth device.	Speaker is already paired. Device Bluetooth is off. Speaker is out of range.	Disconnect from current device. Ensure device Bluetooth is on. Move device closer to speaker.
Distorted sound.	Volume too high. Device too far from speaker.	Decrease volume. Move device closer to speaker.
TWS pairing fails.	Speakers are already connected to other devices.	Ensure both speakers are disconnected from all devices before initiating TWS pairing.

## 8. SPECIFICATIONS

Feature	Specification
Model Name	AB-BT5-001
Output Power	5 Watts
Bluetooth Version	5.3
Connectivity Technology	Bluetooth, USB, TF Card
Battery Life	Up to 36 hours (at 70% volume)
Charging Time	Approx. 4 hours 35 minutes
Material	Rubber
Color	Grey
Product Dimensions	4.5D x 9.8W x 9.8H Centimeters
Item Weight	234 Grams

Feature	Specification
Waterproof	Yes
Built-in Mic	Yes

## 9. WARRANTY AND SUPPORT

This Amazon Basics speaker comes with a limited warranty. Please refer to the warranty information provided with your purchase for details on coverage and duration.





For technical support, warranty claims, or any other inquiries, please contact the manufacturer:



**Manufacturer:** XOR TECHNOLOGIES LLP

**Address:** A-40 Mayapuri Industrial Area Phase-1 New Delhi-110064

Please have your product model number (AB-BT5-001) and purchase details ready when contacting support.

### Related Documents - AB-BT5-001

	<p><a href="#">Amazon Basics Cross-Line Laser Level User Manual</a></p> <p>User manual for the Amazon Basics Cross-Line Laser Level, detailing features, operation, safety precautions, specifications, and troubleshooting for models B08ZF1HHSF, B08ZDYG5CF, CLL-001, and CLL-002.</p>
	<p><a href="#">Amazon Basics Portable Air Conditioner Dehumidifier Manual - Safety, Operation, Installation</a></p> <p>User manual for Amazon Basics portable air conditioner and dehumidifier (models B07ZHQDF7B, B07ZHQFNX8, B07ZHQTBGS, B07ZHQV1GT). Includes safety guidelines, product features, operating instructions, and installation steps for various window types. Available in multiple languages.</p>
	<p><a href="#">Amazon Basics Dual Brew Single Serve Capsule Coffee Maker User Manual</a></p> <p>Comprehensive user manual for the Amazon Basics Dual Brew Single Serve Capsule Coffee Maker (Model AB-1178B). Provides detailed instructions on safety, operation, cleaning, maintenance, troubleshooting, and specifications for optimal use.</p>
	<p><a href="#">Amazon Basics B07D7TV5J3 Computer Speakers User Manual</a></p> <p>This document provides important safety information, connection and operation instructions, cleaning and maintenance guidelines, and technical specifications for the Amazon Basics B07D7TV5J3 computer speakers.</p>

	<p><a href="#">Amazon Basics Portable BT Speaker AB-BT-8001 User Manual</a></p> <p>Comprehensive user manual for the Amazon Basics Portable BT Speaker (Model AB-BT-8001), covering safety tips, operation, controls, charging, Bluetooth connectivity, TWS mode, FAQs, specifications, and warranty information.</p>
	<p><a href="#">Amazon Basics 15-in-1 Multi-Tool Pocket Knife: Features, Safety, and Care</a></p> <p>Discover the Amazon Basics 15-in-1 Multi-Tool Pocket Knife. This guide covers its features, essential safety precautions, cleaning instructions, and importer details. Includes a list of all 15 tools.</p>