

Manuals+

[Q & A](#) | [Deep Search](#) | [Upload](#)

[manuals.plus](#) /

- › [AutoSky](#) /
- › [AutoSky Wireless CarPlay and Android Auto AI Box Lite User Manual](#)

AutoSky AI Box Lite

AutoSky Wireless CarPlay and Android Auto AI Box Lite User Manual

Model: AI Box Lite

Brand: AutoSky

1. PRODUCT OVERVIEW

The AutoSky Wireless CarPlay and Android Auto AI Box Lite is designed to convert your vehicle's existing factory-wired CarPlay system into a wireless Android Auto and CarPlay experience. This device also integrates popular Android applications such as Netflix and YouTube directly onto your car's display, provided a mobile hotspot or Wi-Fi connection is available. It is engineered with an advanced processor to minimize delays and ensure smooth operation.

Important Note: This device requires your vehicle to have a built-in factory-wired CarPlay system. It does not add CarPlay functionality to vehicles that do not already possess it.



The AutoSky AI Box Lite, enabling wireless CarPlay, Android Auto, Netflix, and YouTube on your car's display.

2. WHAT'S IN THE BOX

Upon opening your AutoSky Wireless CarPlay and Android Auto AI Box Lite package, you should find the following components:

- AutoSky Wireless CarPlay and Android Auto AI Box
- USB-C to USB-A Cable
- USB-C Cable
- User Manual
- Warranty Card

What's inside?



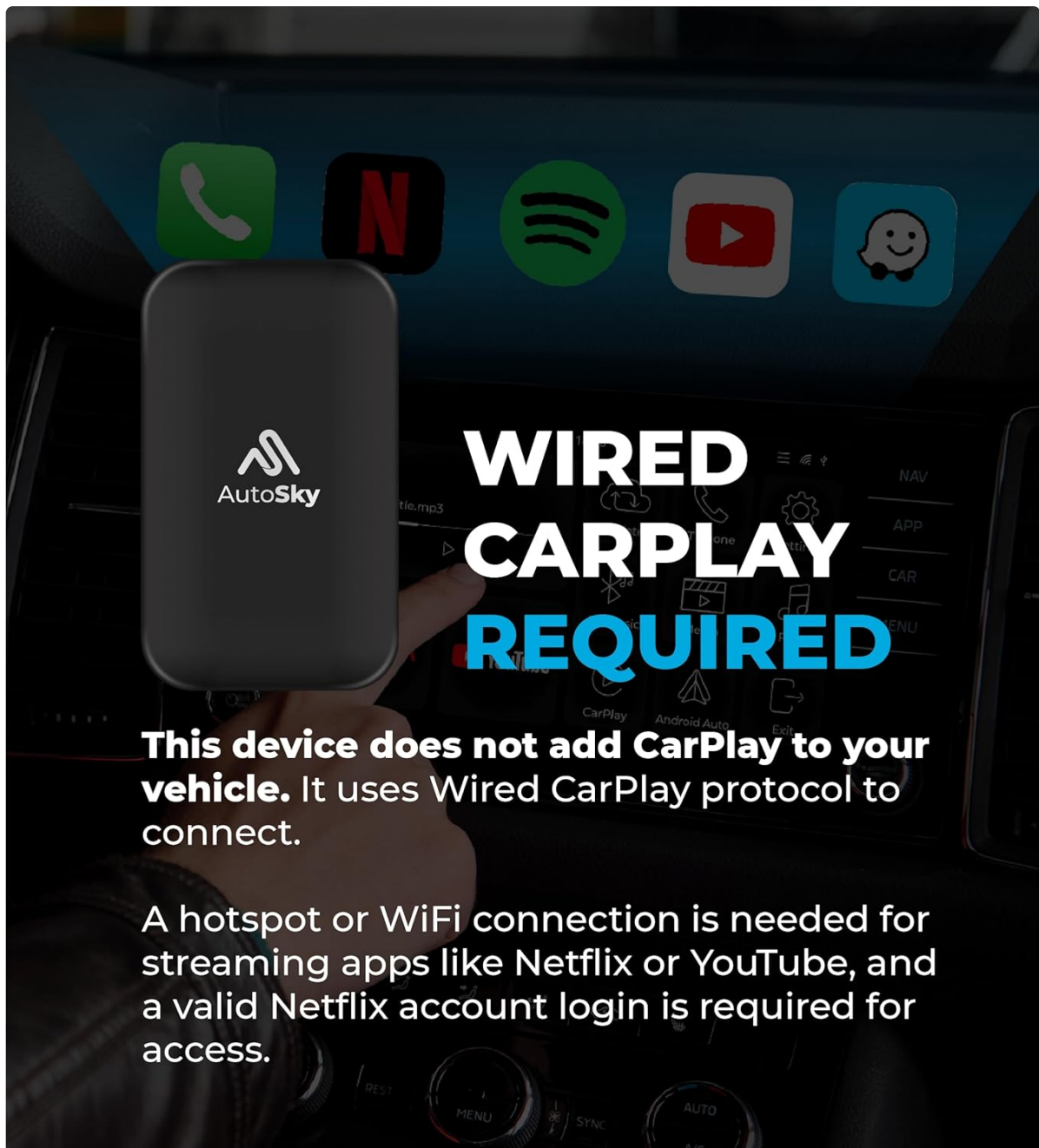
All components included in the AutoSky AI Box Lite package.

3. SETUP GUIDE

Setting up your AutoSky AI Box Lite is a straightforward plug-and-play process:

- 1. Connect the AI Box:** Using the provided USB-C to USB-A or USB-C cable, connect the AutoSky AI Box Lite to your vehicle's factory USB port that supports wired CarPlay.
- 2. Initial Boot-up:** The device will automatically power on and initiate the boot sequence. This may take a few moments.
- 3. Connect to Hotspot (for Streaming Apps):**
 - On your car's display, navigate to the AI Box Lite interface.
 - Go to 'Settings' > 'Network & Internet' > 'Wi-Fi'.
 - Turn on Wi-Fi and connect to your mobile hotspot. Ensure your phone's Bluetooth is turned off when setting up the hotspot connection to avoid conflicts.
 - Enter the hotspot password if prompted.
- 4. Pair for Wireless CarPlay/Android Auto:**

- On the AI Box Lite interface, select either 'CarPlay' or 'Android Auto'.
- On your smartphone, enable Bluetooth and search for the device named "Autosky".
- Pair your phone with the AutoSky device. Accept any pop-up prompts on your phone to allow CarPlay or Android Auto to connect wirelessly.



Connect the AutoSky AI Box Lite to your car's wired CarPlay USB port.

4. OPERATING INSTRUCTIONS

Once set up, the AutoSky AI Box Lite provides seamless access to various functionalities:

Wireless CarPlay and Android Auto

After initial pairing, your phone should automatically connect to the AI Box Lite when you start your vehicle, enabling wireless CarPlay or Android Auto. This allows you to use navigation, make calls, send messages, and play music through your car's display without a physical cable connection.



Experience wireless Apple CarPlay directly on your vehicle's infotainment screen.



Enjoy the convenience of wireless Android Auto for seamless integration with your Android device.

Movie Streaming (Netflix & YouTube)

To access streaming applications like Netflix and YouTube, ensure the AI Box Lite is connected to a mobile hotspot or Wi-Fi network. You can then select the respective app icons from the main interface. A valid Netflix account login is required for access to Netflix content.

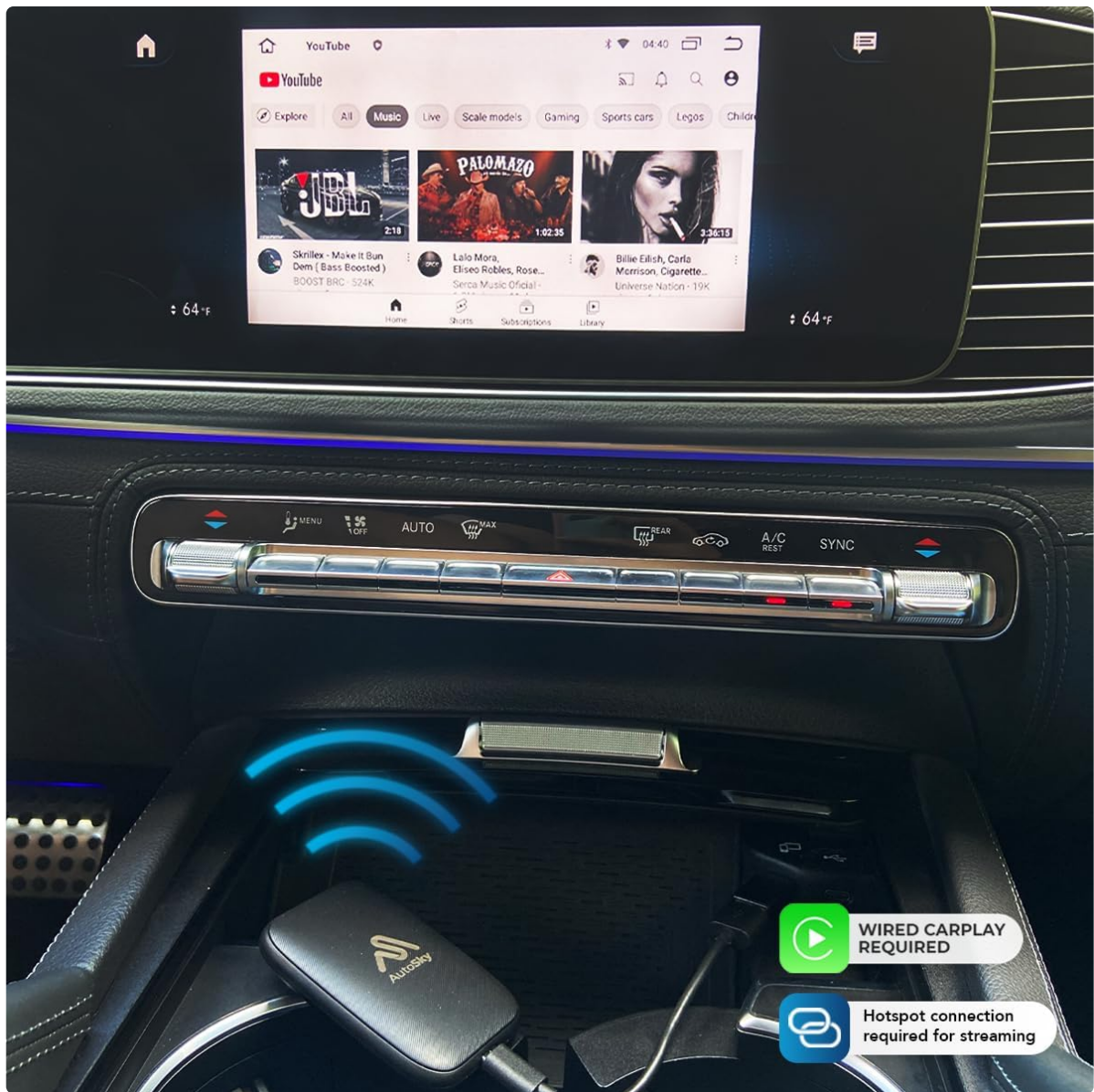
Important Limitation: You can connect to either Apple CarPlay/Android Auto or streaming services (YouTube/Netflix), but not both simultaneously. Switch between modes as needed.

Enjoy Netflix on your car!

Watch your favorite shows in your spare time.



Watch your favorite Netflix shows directly on your car's display.



Stream YouTube videos for entertainment during stops or for passengers.

Local Media Playback

The AI Box Lite supports playing local video and music files directly from its Micro SD card slot. Insert a compatible Micro SD card with your media files, and use the 'FileBrowser' or 'Music'/'Video' options on the main interface to access them.



WIRED CARPLAY
REQUIRED



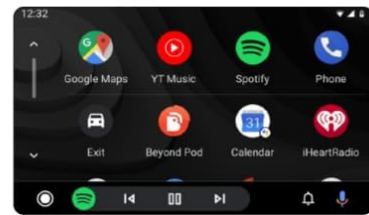
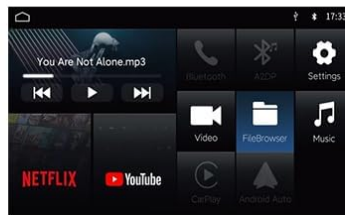
Hotspot connection
required for streaming

All your
favorite
Apps now
wirelessly
in your car

Wired CarPlay required



Micro SD card port



The Micro SD card port on the AutoSky AI Box Lite for local media playback.

Official Product Video: How to Use

This video, provided by Promaster Electronic (Seller), demonstrates the setup and usage of the AutoSky AI Box Lite, including connecting to a hotspot and accessing various features like CarPlay and Android Auto.

5. MAINTENANCE

The AutoSky AI Box Lite is designed for minimal maintenance. To ensure optimal performance:

- **Keep Software Updated:** Periodically check for software updates through the device's settings or the manufacturer's support channels to ensure compatibility and access to the latest features.
- **Keep Clean:** Gently wipe the device with a soft, dry cloth to remove dust. Avoid using liquid cleaners or abrasive materials.
- **Proper Storage:** When not in use for extended periods, store the device in a cool, dry place away from direct sunlight and extreme temperatures.

6. TROUBLESHOOTING

If you encounter issues with your AutoSky AI Box Lite, consider the following:

- **Compatibility Issues:** Ensure your vehicle has factory-wired CarPlay. This device relies on the existing wired CarPlay protocol.
- **Connection Problems:** If experiencing connection drops or failures, try restarting both the AI Box Lite and your smartphone. Ensure your phone's Bluetooth is off when connecting to a hotspot for streaming.
- **Streaming App Issues:** Verify your mobile hotspot or Wi-Fi connection is stable and has sufficient data. Ensure you have a valid subscription and are logged into streaming services like Netflix.
- **General Troubleshooting:** A comprehensive Troubleshooting Guide is available in PDF format. You can find it via the link provided in your user manual or by performing a quick online search.
- **Contact Support:** For persistent issues or compatibility concerns, contact AutoSky directly through Amazon. Provide your car's make, model, and year for efficient troubleshooting and potential software updates.

7. SPECIFICATIONS

Feature	Detail
Brand	AutoSky
Model	AI Box Lite
Connectivity Technology	USB
Power Source	USB power
Special Feature	Auto Calibration
Item Weight	2.82 ounces (0.08 Kilograms)
Package Dimensions	5 x 4.25 x 0.71 inches
Country of Origin	China



Physical dimensions and port details of the AutoSky AI Box Lite.

8. WARRANTY AND SUPPORT

Your AutoSky Wireless CarPlay and Android Auto AI Box Lite comes with a Warranty Card included in the package. For any product-related inquiries, technical support, or warranty claims, please contact Promaster Electronic LLC, the manufacturer, directly through Amazon's messaging system. Providing your vehicle's make, model, and year will assist in faster resolution of any compatibility or operational issues.