

Amazon Basics PB-0558ES

Amazon Basics 8-Cube Storage Shelf Organizer User Manual

Model: PB-0558ES

INTRODUCTION

This manual provides detailed instructions for the assembly, operation, and maintenance of your Amazon Basics 8-Cube Storage Shelf Organizer. Please read this manual thoroughly before assembly and retain it for future reference.



This image shows the fully assembled Amazon Basics 8-Cube Storage Shelf Organizer in its espresso finish, highlighting its eight open cube compartments.

IMPORTANT SAFETY INFORMATION

- Always assemble the unit on a soft, clean surface to prevent scratches.
- Ensure all fasteners are securely tightened before use.
- Do not overload individual cubes; each cube has a weight limit of 15 pounds (6.8 kg).
- Keep small parts and hardware away from children during assembly.
- This product is intended for indoor, domestic use only.

- For added stability and safety, consider anchoring the unit to a wall, especially in homes with children or pets.

PACKAGE CONTENTS

Verify that all components are present before beginning assembly.



This image displays a bag of hardware, including screws and wooden dowels, which are essential for assembly.



This image shows a flat panel, one of the main structural components of the organizer, with pre-drilled holes for assembly.



This image shows a smaller flat panel, likely a divider or shelf, with pre-drilled holes.



This image shows a long flat panel, likely a side or top/bottom piece, with pre-drilled holes.



This image shows a square flat panel, likely a back panel for a cube, with pre-drilled holes.



This image shows a small, rectangular flat panel, possibly a support piece.



This image shows a long, thin flat panel, likely a trim or support piece.



This image shows another small, square flat panel, possibly a back panel.



This image shows a small, rectangular flat panel with a cutout, possibly for cable management or a specific fitting.



This image shows a small, rectangular flat panel with multiple holes, indicating it's a connecting piece.



This image shows a small, rectangular flat panel with a single hole, likely for a specific screw or dowel.

SETUP & ASSEMBLY

The Amazon Basics 8-Cube Storage Shelf Organizer is designed for straightforward assembly. It is recommended to have a drill for faster and easier assembly, though it is not strictly required for all steps.

Step 1: Unpack and Identify Components

Carefully open the packaging and lay out all components on a clean, soft surface to prevent damage. Refer to the package contents section to ensure all parts are present.

Easy Build For Storage


Durable design for clutter-free spaces



Stain resistant
particle board



Quick assembly in 30 minutes
(tools not included)




Perfectly fits Amazon
Basics fabric bins

This image illustrates the "Easy Build For Storage" feature, showing the various panels and hardware. It highlights the stain-resistant particle board and quick assembly time (under 30 minutes, tools not included).

Step 2: Assemble the Inner Cube Structure

Begin by connecting the inner divider panels to form the cube structure. Ensure the pre-drilled holes align correctly for secure fastening.



This close-up image shows how the panels connect at a corner, with a visible screw hole for secure assembly.

Step 3: Attach Outer Panels

Once the inner cube structure is stable, attach the outer top, bottom, and side panels. Use the provided hardware to secure these components firmly.



This image provides a view of the back of the assembled 8-cube organizer, showing the overall structure.



This image shows a side view of the assembled 8-cube organizer, illustrating its depth.

Step 4: Optional Back Panels

The unit comes with optional back panels for some cubes. These can be installed for a more enclosed storage solution.



This image shows the organizer in a living room, demonstrating how fabric bins can be used in some cubes for closed storage, while others remain open.

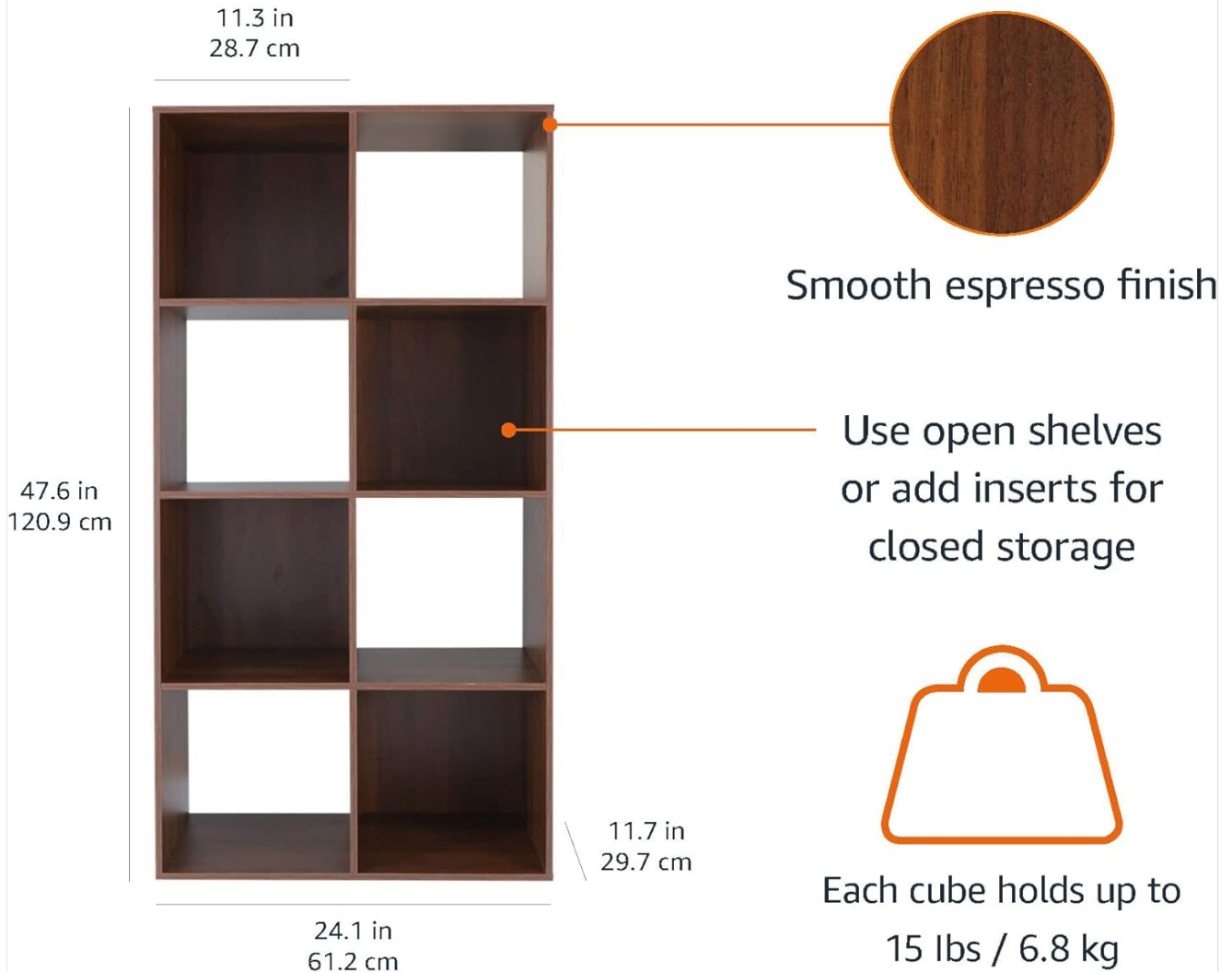
OPERATING INSTRUCTIONS

Your Amazon Basics 8-Cube Storage Shelf Organizer is designed for versatile storage.

- **Open Shelving:** Utilize the open cubes to display decorative items, books, or frequently accessed belongings.
- **Closed Storage:** For items you wish to keep out of sight, the cubes are perfectly sized to fit Amazon Basics fabric bins (sold separately).
- **Weight Distribution:** Distribute weight evenly across the shelves. Avoid placing heavy items exclusively on one side or in one cube.

Durable & Organized Storage

Simplify your space



This diagram emphasizes the smooth espresso finish, the flexibility of using open shelves or adding inserts for closed storage, and the 15 lbs (6.8 kg) weight capacity per cube.

MAINTENANCE

- **Cleaning:** The organizer is stain-resistant and easy to wipe clean. Use a dry cloth for regular dusting. For spills, wipe immediately with a damp cloth and dry thoroughly. Avoid abrasive cleaners.
- **Inspection:** Periodically check all screws and fasteners to ensure they remain tight. Re-tighten if necessary to maintain stability.
- **Placement:** Place the unit on a level surface to prevent wobbling and ensure even weight distribution.

TROUBLESHOOTING

Unit is wobbly after assembly.

Solution: Ensure all screws and fasteners are fully tightened. Verify that the unit is placed on a flat, level surface. If the floor is uneven, consider using furniture levelers (not included).

Parts do not align during assembly.

Solution: Double-check the orientation of each panel against the assembly instructions. Sometimes panels can be flipped, causing misalignment. Disassemble the misaligned section and reassemble carefully.

Missing hardware or damaged parts.

Solution: Refer to the warranty and support section for contact information to request replacement parts.

SPECIFICATIONS

| Feature | Detail |
|------------------------------|---|
| Brand | Amazon Basics |
| Model Name | Cubical Storage |
| Model Number | PB-0558ES |
| UPC | 840324400304 |
| Product Dimensions (Overall) | 11.7"D x 24.1"W x 47.6"H (29.7 cm D x 61.2 cm W x 120.9 cm H) |
| Inner Cube Dimensions | 11.3"D x 11.3"W x 11.3"H (28.7 cm D x 28.7 cm W x 28.7 cm H) |
| Number of Cubes | 8 |
| Material | Particle Board |
| Finish Type | Espresso |
| Weight Limit (per cube) | 15 lbs (6.8 kg) |
| Item Weight | 39.5 pounds |
| Assembly Required | Yes |
| Special Features | Durable, Stain Resistant |



47.6 in
120.9 cm

11.7 in
29.7 cm

24.1 in
61.2 cm

This diagram clearly labels the overall dimensions of the organizer: 47.6 inches (120.9 cm) in height, 11.7 inches (29.7 cm) in depth, and 24.1 inches (61.2 cm) in width.

WARRANTY AND SUPPORT

For warranty information or assistance with your Amazon Basics Storage Cube Shelf Organizer, please refer to the official Amazon Basics website or contact Amazon customer support.

- **User Manual (PDF):** [Download PDF Manual](#)
- **Warranty (PDF):** [Download Warranty Information](#)
- **Online Support:** Visit the [Amazon Basics Store](#) for FAQs and additional product information.

For direct customer service, please contact Amazon support through your order history.