

Manuals+

[Q & A](#) | [Deep Search](#) | [Upload](#)

manuals.plus /

- › [Cubii](#) /
- › [Cubii Move - Under Desk Elliptical Bike Pedal Exerciser Instruction Manual](#)

Cubii MOVE

Cubii Move Under Desk Elliptical Instruction Manual

Model: MOVE

1. INTRODUCTION

The Cubii Move is a compact, low-impact elliptical designed for seated use, allowing you to stay active while working, relaxing, or engaging in other sedentary activities. Its quiet operation and adjustable resistance levels make it suitable for various fitness levels and environments.



The Cubii Move Under Desk Elliptical, a compact and portable exercise machine.

2. SAFETY INFORMATION

WARNING

- **INGESTION HAZARD:** This product contains a button cell or coin battery.
- **DEATH** or serious injury can occur if ingested.
- A swallowed button cell or coin battery can cause **Internal Chemical Burns** in as little as 2 hours.
- **KEEP** new and used batteries **OUT OF REACH OF CHILDREN.**
- Seek immediate medical attention if a battery is suspected to be swallowed or inserted inside any part of the body.



WARNING

WARNING

- **INGESTION HAZARD:** This product contains a button cell or coin battery.
- **DEATH** or serious injury can occur if ingested.
- A swallowed button cell or coin battery can cause **Internal Chemical Burns** in as little as **2 hours**.
- **KEEP** new and used batteries **OUT OF REACH OF CHILDREN**.
- **Seek immediate medical attention** if a battery is suspected to be swallowed or inserted inside any part of the body.

WARNUNG

- **GEFAHR BEI AUFNAHME IN DEN KÖRPER:** Dieses Produkt enthält eine Knopfzellenbatterie.
- Bei Aufnahme in den Körper kann es zu schweren oder gar **TÖDLICHEN** Schädigungen kommen.
- Eine verschluckte Knopfzelle kann bereits nach **2 Stunden Verätzungen im Körper** verursachen.
- Sowohl neue als auch gebrauchte Batterien **AUSSERHALB DER REICHWEITE VON KINDERN** aufbewahren.
- Besteht der Verdacht, dass eine Batterie verschluckt wurde oder auf sonstige Weise in den Körper gelangt ist, **sofort ärztliche Hilfe veranlassen**.

AVERTISSEMENT

- **RISQUE D'INGESTION :** Ce produit contient une pile bouton ou une pile plate.
- L'ingestion de cette pile peut entraîner **LA MORT** ou des blessures graves.
- L'ingestion d'une pile bouton ou plate peut provoquer **des brûlures chimiques internes** en seulement **2 heures**.
- **GARDEZ** les piles neuves et usagées **HORS DE LA PORTÉE DES ENFANTS**.
- **Consultez immédiatement un médecin** si une pile est suspectée d'avoir été avalée ou insérée dans une partie du corps.

ATTENZIONE

- **PERICOLO DI GESTIONE:** Questo prodotto contiene una pila a bottone o una batteria a bottone.
- In caso di ingestione, può causare **MORTE** o lesioni gravi.
- Una pila a bottone o una batteria a bottone ingerita può causare **ustioni chimiche interne** in sole **2 ore**.
- **TENERE** le batterie nuove e usate **FUORI DALLA PORTATA DEI BAMBINI**.
- **Consultare immediatamente un medico**, se si sospetta che una batteria sia stata ingerita o inserita in qualsiasi parte del corpo.

3. SETUP

The Cubii Move is designed for easy assembly. Typically, this involves attaching the foot pedals or stabilizers to the main unit. Follow these general steps:

1. Unpack all components from the box.
2. Identify the main elliptical unit and any separate foot pedals or base stabilizers.
3. Align the pedals/stabilizers with the corresponding attachment points on the main unit.
4. Secure them using the provided screws or fasteners. Ensure all connections are tight and stable before use.



The Cubii Move is designed to be lightweight and easy to set up.

4. OPERATING INSTRUCTIONS

The Cubii Move offers a smooth, low-impact workout experience. Follow these guidelines for optimal use:

4.1. Getting Started

- Place the Cubii Move on a flat, stable surface in front of your chair or couch.
- Sit comfortably with your feet placed on the pedals.
- Begin pedaling in a smooth, circular motion.

4.2. Adjusting Resistance

The Cubii Move features 6 levels of magnetic resistance, allowing you to customize your workout intensity. Locate the resistance knob on the unit and turn it clockwise to increase resistance or counter-clockwise to decrease it.

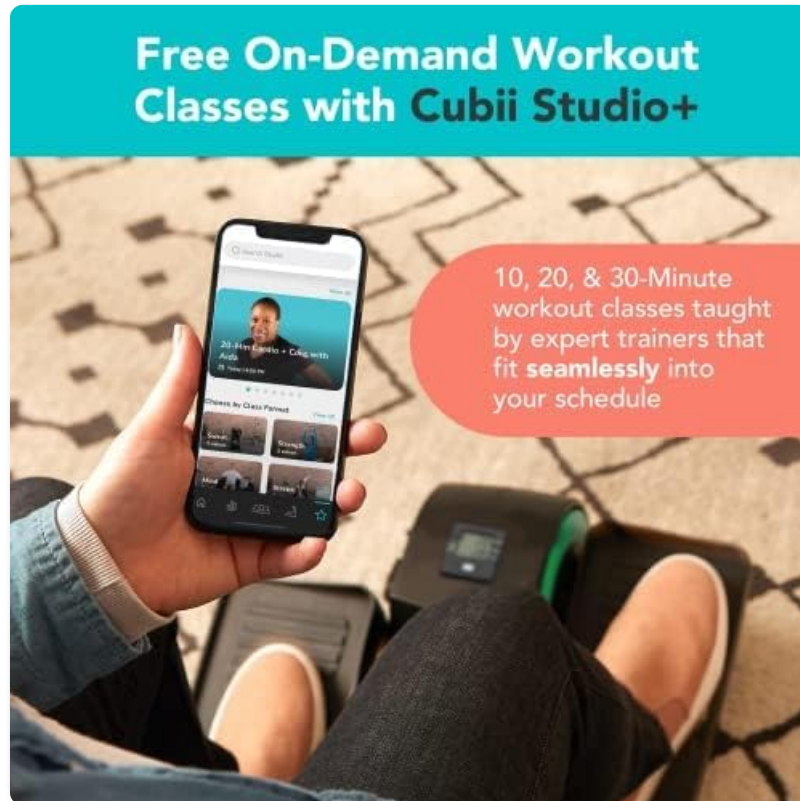
Video demonstrating how to adjust the resistance levels on the Cubii Move.

4.3. Using the LCD Display

The built-in LCD monitor tracks your workout progress. It typically displays:

- **Stride Count:** Total number of pedal rotations.
- **Mileage:** Estimated distance covered.
- **Duration:** Time spent exercising.
- **Calories Burned:** Estimated calories expended.

You can manually enter these statistics into the Cubii App for a more interactive fitness experience and to track your progress over time.



The Cubii Move can be used with the Cubii App for tracking and workout classes.

Official video introducing the Cubii Move Under Desk Elliptical.

5. MAINTENANCE

Regular maintenance ensures the longevity and smooth operation of your Cubii Move.

- **Cleaning:** Wipe down the unit regularly with a soft, damp cloth. Avoid abrasive cleaners or solvents.
- **Lubrication:** If you notice any squeaking or stiffness in the pedals, apply a small amount of silicone-based lubricant to the moving parts, particularly around the pedal axles and joints. Refer to the specific instructions on your product packaging for recommended lubrication points.
- **Tighten Fasteners:** Periodically check and tighten any screws or bolts to ensure the unit remains stable and secure.

6. TROUBLESHOOTING

If you encounter any issues with your Cubii Move, try the following troubleshooting steps:

Problem	Possible Cause	Solution
Squeaking noise during use	Lack of lubrication, loose parts	Apply silicone lubricant to moving parts. Check and tighten all screws and bolts.

Problem	Possible Cause	Solution
No resistance or too little resistance	Resistance knob setting, internal mechanism issue	Ensure the resistance knob is turned to a higher setting. If the issue persists, contact customer support.
LCD display not working	Battery issue, loose connection	Check and replace the battery in the LCD unit. Ensure all connections to the display are secure.
Unit slides on floor during use	Smooth floor surface, lack of grip	Place the unit on a non-slip mat or carpet. Ensure the rubber feet are clean and intact.




7. SPECIFICATIONS

Feature	Detail
Model Name	MOVE
Brand	Cubii
Color	Aqua
Product Dimensions (D x W x H)	21.7" x 19.7" x 9.7"
Material	Metal
Resistance Mechanism	Magnetic
Maximum Weight Recommendation	300 Pounds
Number of Resistance Levels	6
Item Weight	17.6 Pounds
Screen Size	7 Centimeters
UPC	852811008962

8. WARRANTY AND SUPPORT

The Cubii Move comes with a warranty. Please refer to the product packaging or the official Cubii website for detailed warranty information, terms, and conditions.

For customer support, technical assistance, or to inquire about replacement parts, please visit the official Cubii website or contact their customer service department using the contact information provided with your product.

	<p>Cubii JR2+ Compact Seated Elliptical Owner's Manual</p> <p>Comprehensive owner's manual for the Cubii JR2+ compact seated elliptical, covering assembly, usage, safety instructions, troubleshooting, and maintenance. Learn how to optimize your fitness experience with this under-desk elliptical.</p>
	<p>Cubii JR2+ Quick Start Guide and Assembly Instructions</p> <p>This guide provides instructions for setting up, using, and maintaining your Cubii JR2+ compact seated elliptical, including assembly steps, display console features, and app connectivity.</p>
	<p>Cubii Total Body+ Owner's Manual: Your Guide to Seated Fitness</p> <p>Discover how to use, assemble, and maintain your Cubii Total Body+ compact seated elliptical. This owner's manual provides essential safety instructions, setup guides, and troubleshooting tips for an optimal low-impact workout experience.</p>
	<p>Cubii Move Compact Seated Elliptical Owner's Manual</p> <p>Comprehensive owner's manual for the Cubii Move compact seated elliptical, covering setup, usage, safety instructions, maintenance, and regulatory information.</p>
	<p>Průvodce velikostí chytrého prstenu MOVE X6 Ultra</p> <p>Naučte se přesně změřit velikost prstu pro chytrý prsten MOVE X6 Ultra. Tento průvodce poskytuje jednoduché kroky a výpočty pro nalezení dokonalého střihu.</p>
	<p>Certificate of Analysis: Move 6000 CBD/HEMP Derivative Product by Louisiana Hemp Extractors</p> <p>This Certificate of Analysis from ACS Laboratory details the testing results for the Move 6000 CBD/HEMP Derivative Product from Louisiana Hemp Extractors, including potency, heavy metals, pesticides, residual solvents, and microbiological safety.</p>