

AIYATO B0BLCKF54S

AIYATO Key Finder Smart Bluetooth Tracker User Manual

Model: B0BLCKF54S | Brand: AIYATO

INTRODUCTION

The AIYATO Key Finder is a smart Bluetooth tracker designed to help you locate your valuable items quickly and efficiently. Utilizing both Bluetooth for nearby searches and the extensive Apple Find My network for global positioning, this device ensures you can always keep track of your belongings. It is specifically designed for iOS devices (iOS 14.5 or later) and is not compatible with Android.



Image: The AIYATO Key Finder, shown alongside a smartphone displaying its location on the Apple Find My map.

KEY FEATURES

- **Find Nearby:** Use the Apple Find My app to ring your AIYATO tag with its built-in speaker, helping you locate items within Bluetooth range.
- **Find Far Away:** The AIYATO item finder leverages the global Apple Find My Network, comprising millions of Apple devices, to help track your belongings worldwide.
- **Lost Mode Support:** If your tag is lost, activate Lost Mode in the Find My app. You can add your contact information, allowing anyone who finds your tag with an NFC-enabled smartphone to contact you directly.
- **IP67 Waterproof and Replaceable Battery:** The device is IP67 water-resistant, offering protection against splashes and dust. It features a replaceable cell battery with a lifespan of up to 2 years.
- **Wide Range Usage:** Supports both Bluetooth for close-range tracking and the Find My network for global positioning.
- **iOS Only Compatibility:** Exclusively compatible with iOS devices running iOS 14.5 or later. Not compatible with Android devices.

AIYATO Tags

Find things easily



Apple MFI Certificated



Global Positioning



Nearby Positioning



Works with
Apple Find My



Works with Siri



Image: A woman using a tablet, with an overlay highlighting the AIYATO tags' features including Apple MFI Certification, Global and Nearby Positioning, and compatibility with Apple Find My and Siri.

SETUP INSTRUCTIONS

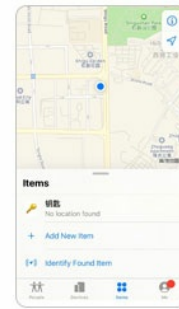
Follow these steps to connect your AIYATO Key Finder with your Apple Find My app:

1. **Power On:** Tear off the protection film from the tag and long press the button on the device to power it on.
2. **Open Find My App:** Open the "Find My" app on your iPhone or iPad. Ensure notifications from the app are allowed.
3. **Add New Item:** In the Find My app, navigate to the "Items" tab and tap "Add New Item".
4. **Connect Tag:** Select "Other Supported Item" to connect your AIYATO tag. The app will search for discoverable items.
5. **Name Your Item:** Once detected, choose a name and an emoji for your item locator, then tap "Continue".
6. **Register:** Register the tag to your Apple ID by tapping "Continue" and then "Finish". Your Item Locator will now be set up.

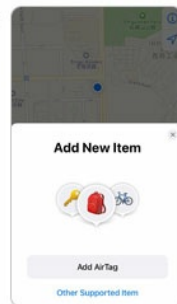
Step 1: Tear off the protection film and long press the button to be powered on



Step 2: Open the Find My APP and Add New Item



Step 3: Click Other Supported Items to connect our AIYATO tags



Step 4: Name the tags and start to use it

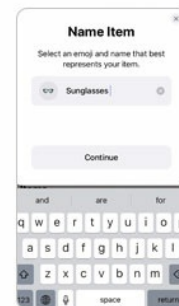


Image: A visual guide illustrating the four main steps to set up your AIYATO Key Finder with the Apple Find My application.

Your browser does not support the video tag.

Video: A detailed guide on how to connect your AIYATO tags with the Apple Find My app, demonstrating each step of the pairing process.

OPERATING INSTRUCTIONS

Finding Items Nearby

When your AIYATO Key Finder is within Bluetooth range, you can use the Find My app to make it emit a sound, helping you pinpoint its exact location.

1. Open the **Find My** app on your iOS device.
2. Select the **Items** tab.
3. Tap on your AIYATO Key Finder from the list.
4. Tap "**Play Sound**" to make your Item Locator beep.
5. Tap "**Stop Sound**" to stop the beeps once you find your item.

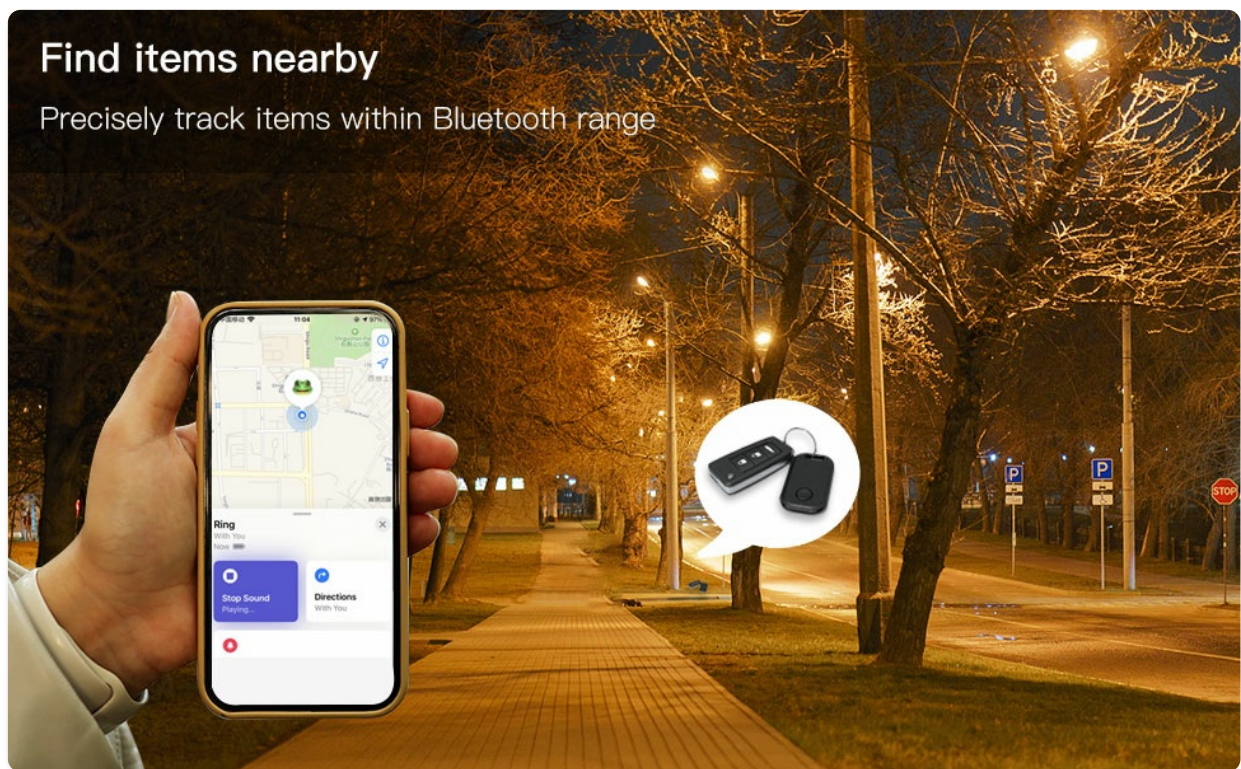


Image: A hand holding a smartphone displaying the Find My app, showing the location of an item on a map, illustrating how to find items nearby.

Finding Items Far Away (Global Positioning)

If your item is out of Bluetooth range, the Apple Find My network can help you locate it. Millions of Apple devices anonymously and securely relay the location of your AIYATO Key Finder to you.

1. Open the **Find My** app on your iOS device.
2. Select the **Items** tab.
3. Tap on your AIYATO Key Finder from the list.
4. The app will display the last known location of your item on a map.
5. Tap "**Directions**" to open the Maps app and get navigation to your item's location.

Find items far away

When out of Bluetooth, use APPLE Find My app to help locate your item in real time

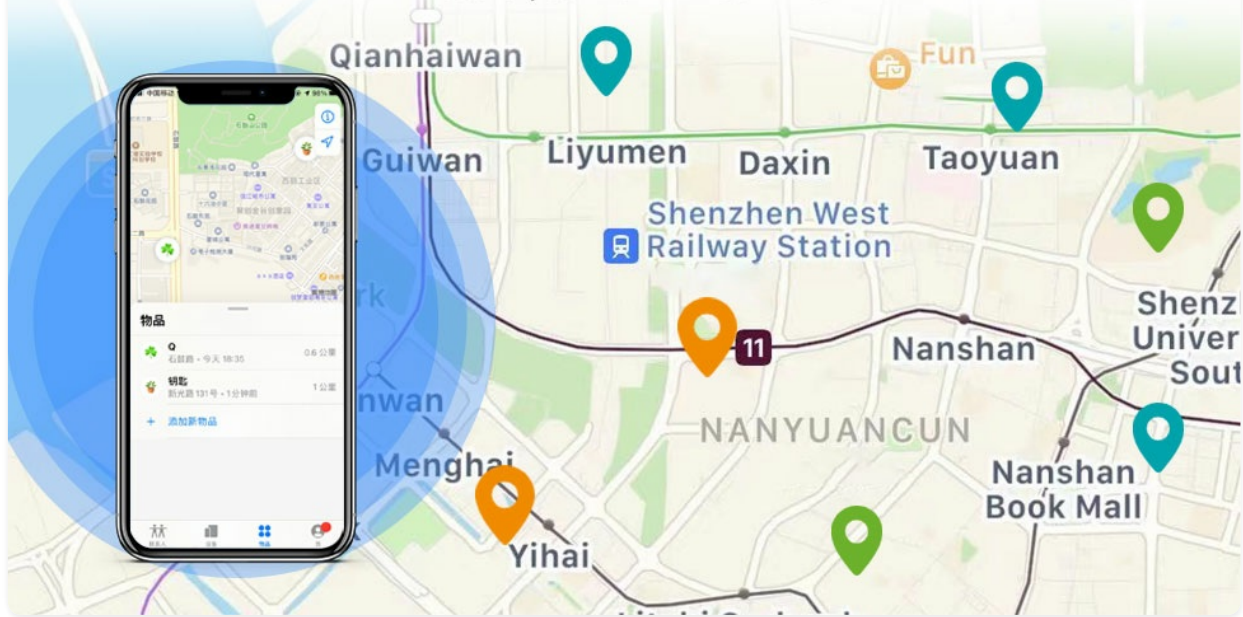


Image: A smartphone screen showing a wide-area map with various location pins, demonstrating the global tracking capabilities of the AIYATO Key Finder.

Using Lost Mode

If your AIYATO Key Finder is truly lost, you can enable Lost Mode to help others return it to you.

1. Open the **Find My** app and select your AIYATO Key Finder.
2. Scroll down and tap **"Enable"** under Lost Mode.
3. Follow the on-screen prompts to enter a phone number and a message that will be displayed to anyone who finds your tag and scans it with an NFC-enabled smartphone.
4. You will receive a notification when your item's location becomes available.

Display a message for someone who finds it

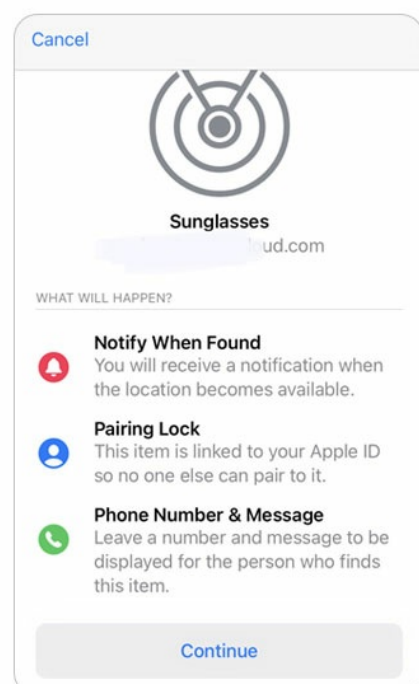
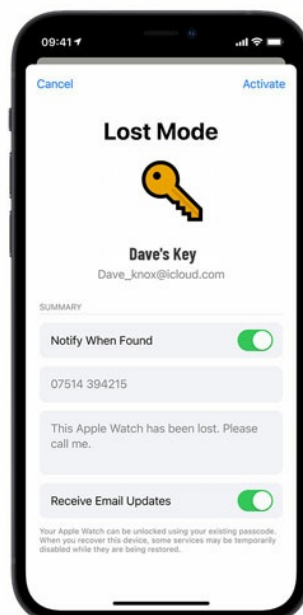


Image: A smartphone screen showing the "Lost Mode" interface within the Find My app, detailing options for notification and contact information for a lost item.

Your browser does not support the video tag.

Video: An overview of the AIYATO Key Finder's smart Bluetooth tracking capabilities, including how to use the Find My app to locate items.

MAINTENANCE

Battery Replacement

The AIYATO Key Finder uses a replaceable CR123A battery, designed to last up to 2 years. When the battery is low, you will receive a notification in the Find My app. To replace the battery:

1. Carefully open the casing of the AIYATO Key Finder.
2. Remove the old CR123A battery.
3. Insert a new CR123A battery, ensuring correct polarity.
4. Close the casing securely.



Image: An exploded view of the AIYATO Key Finder, illustrating its internal components and the replaceable battery.

Water Resistance

The AIYATO Key Finder is rated IP67 water-resistant. This means it can withstand splashes, rain, and brief immersion in water up to 1 meter for 30 minutes. However, it is not recommended for swimming or prolonged submersion.

TROUBLESHOOTING

| Issue | Possible Cause | Solution |
|--------------------------------|--|--|
| Device not powering on. | Battery insulation tab not removed or battery is dead. | Ensure the battery insulation tab is fully removed. Replace the battery if it's depleted. |
| Cannot connect to Find My app. | Device not in pairing mode, or iOS version is too old. | Long press the button on the device to enter pairing mode. Ensure your iOS device is running iOS 14.5 or later. Restart both the tag and your phone. |

| Issue | Possible Cause | Solution |
|--|--|---|
| "Play Sound" feature not working. | Device is out of Bluetooth range, or speaker is obstructed. | Move closer to the device. Check for any obstructions around the speaker. Ensure the battery has sufficient charge. |
| Location updates are slow or inaccurate. | Limited Apple devices in the vicinity to relay location, or poor network connectivity. | Location updates rely on the Find My network. In areas with fewer Apple devices, updates may be less frequent. Ensure your own device has a stable internet connection. |

SPECIFICATIONS

| Attribute | Detail |
|----------------------------|--------------------------------------|
| Brand | AIYATO |
| Model | B0BLCKF54S |
| Color | White |
| Item Weight | 1.44 ounces |
| Product Dimensions (LxWxH) | 2.09 x 1.14 x 0.16 inches |
| Batteries | 1 CR123A battery required (included) |
| Water Resistance | IP67 |
| Compatible Devices | iPhone (iOS 14.5 or later) |

WARRANTY AND SUPPORT

For detailed warranty information and further support, please refer to the official user guide provided by AIYATO. A digital version of the user guide is available for download:

[Download User Guide \(PDF\)](#)

For additional assistance, please visit the [AIYATO Store on Amazon](#).