

SONICWARE TRK-010

# SONICWARE SmpITrek Portable Production Sampler Instruction Manual

Model: TRK-010

## 1. INTRODUCTION

The SONICWARE SmpITrek is a compact, lightweight, and battery-powered portable production sampler and drum machine. It features a built-in microphone and speaker, making it suitable for on-the-go music creation. This manual provides essential information for setting up, operating, and maintaining your SmpITrek device.

## 2. PRODUCT OVERVIEW

The SmpITrek is designed for intuitive music production, offering a range of controls and connectivity options. Familiarize yourself with the device's layout:

Insert Effects	Send Effects	Master Effects
Clean Amp	Room	Multi Band Comp
Crunch Amp	Plate	EQ + Limiter
Rock Amp	Hall	Maximizer
Metal Amp	Arena	Maximizer
Bass Amp	Tunnel	Vinyl Simulator
Auto Wah	Infinity	Cassette Tape Simulator
Stomp Comp	Tape Echo	
Rack Comp	Delay	
Analog Delay	Ping Pong Delay	
Digital Delay		
Chorus		
Flanger		
Phaser		
Vibrato		
Tremolo		
Ring Mod		
Auto Pan		
Isolator		
Tilt EQ		
Bit Crusher		

Massive Sample Libraries  
and Effects

This diagram illustrates the main components of the SmpITrek, including the OLED display, built-in microphone and speaker, directional pad, parameter control knobs, and the various buttons and pads for interaction.

- **OLED Display:** Provides visual feedback for sampling, sequencing, and settings.
- **Built-in Mic:** For direct audio recording.
- **Built-in Speaker:** For immediate audio playback.

- **Directional Pad:** Used for navigation and parameter adjustments.
- **Parameter Control Knobs:** For fine-tuning various settings and effects.
- **16 Multiple Buttons:** Dedicated function buttons for different modes and operations.
- **15 Full-color LED Pads:** Responsive pads for triggering samples, playing instruments, and sequencing.

### 3. SETUP

---

Before using your SmpITrek, follow these steps for initial setup:

1. **Power Source:** The SmpITrek can be powered by 6 AA batteries (not included) for portability or via the included AC adapter for continuous use. Insert batteries into the compartment on the underside of the device, ensuring correct polarity, or connect the AC adapter to the DC 12V input.
2. **SD Card Insertion:** The device comes with a 32GB SDHC card pre-loaded with over 1,000 samples from Black Octopus. Insert the SD card into the designated slot on the side of the unit. This card is essential for storing your projects, samples, and other data.
3. **Audio Connections:** Connect headphones to the 3.5mm jack on the front for private monitoring. For external audio input or output, use the 1/4 TRS Phone jacks located on the rear panel.
4. **MIDI Connections:** Utilize the MIDI IN and OUT ports on the rear panel to connect to other MIDI-compatible instruments or controllers for synchronization and expanded control.



This image displays the rear and side panels of the SmplTrek, highlighting the DC power input, R/L audio output, R/L audio input, MIDI IN/OUT ports, SD card slot, and headphone jack.

## 4. OPERATING INSTRUCTIONS

### 4.1. Easy Sampling

The SmplTrek simplifies the sampling process with one-touch recording and powerful editing tools.

- **One-Touch Recording:** Press the dedicated sampling button to quickly capture audio from the built-in mic, line inputs, or USB audio.
- **Auto-Slicing:** Automatically divides recorded samples across the pads for easy playback and manipulation.
- **Time-Stretching:** Adjust a sample's tempo to match your song without altering its pitch.
- **Pitch-Changing:** Modify the pitch of your samples to ensure they are in key with your composition.



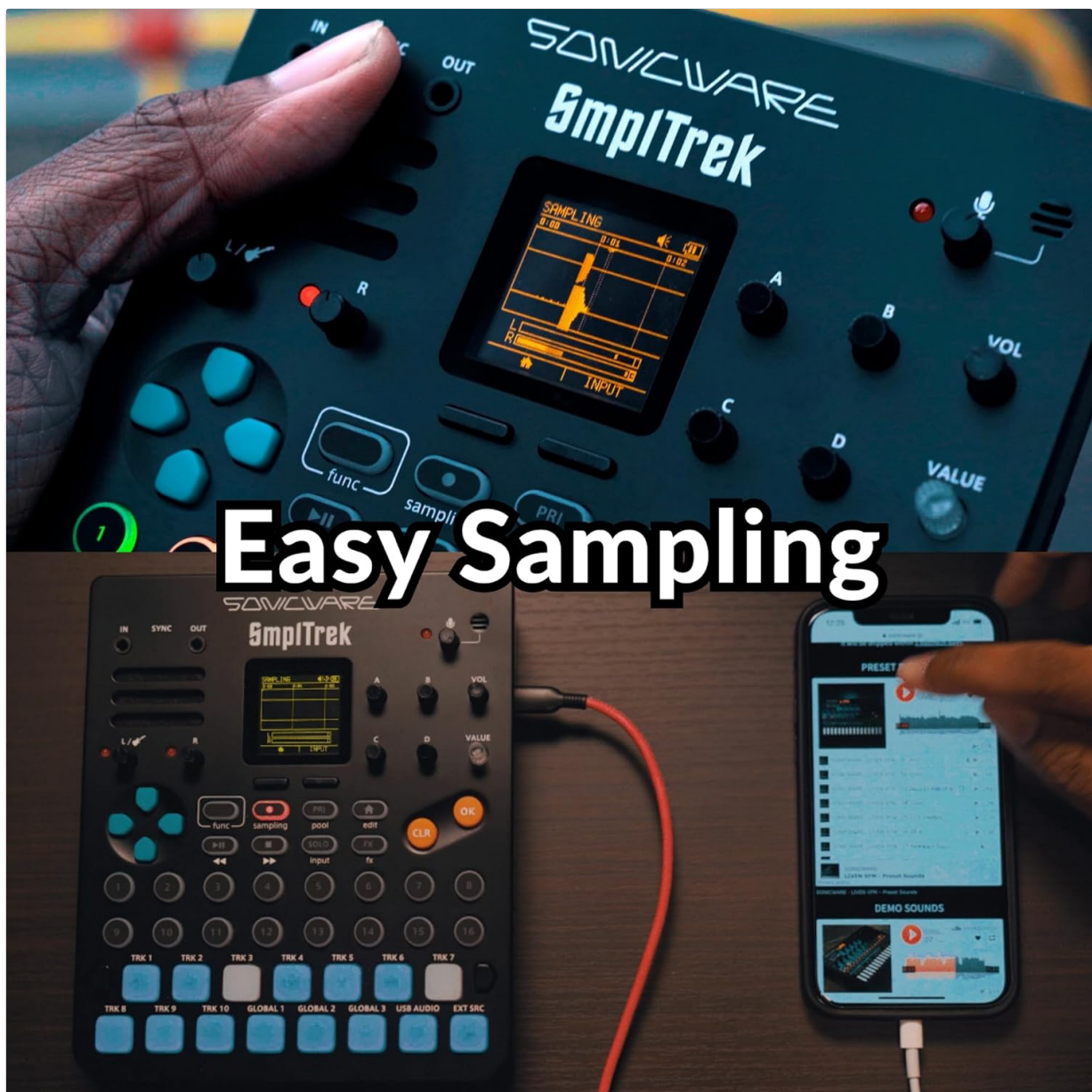
# Handy Sampler !

A user's hands are shown interacting with the SmpITrek, with the OLED screen displaying a waveform, indicating active sampling.

## 4.2. Flexible Song-making

Organize your musical ideas into complete songs using the SmpITrek's scene-based structure.

- Each song project supports up to 16 scenes.
- Each scene can contain 10 sequencer tracks for patterns and samples.
- Additionally, each scene includes 3 audio tracks for longer recordings, such as vocals or guitar parts.



This image shows a close-up of the SmpITrek's screen displaying a track editing interface, alongside a user's fingers pressing the colorful pads during a performance or composition.






A woman is depicted using the SmplTrek while singing into a microphone, illustrating the device's capability to record vocals or other long audio segments.

### 4.3. Effortless Music Streaming

Stream your music directly from the SmplTrek to your audience with ease.

- Connect the SmplTrek to your smartphone or PC/Mac using a single USB cable.
- This connection allows you to stream full-quality audio directly, ideal for live performances or online content creation.



The SmpITrek is shown connected to a smartphone via a USB cable, demonstrating its capability for direct music streaming.

#### 4.4. Massive Sample Libraries and Effects

Expand your creative possibilities with a vast collection of sounds and effects.

- Access over 1,000 high-quality sample sounds included with the device.
- Utilize 30 internal DSP effects to shape and enhance your audio.
- Import your own custom sounds and samples using an SD card.



This image displays a comprehensive list of the insert, send, and master effects integrated into the SmplTrek, offering a wide range of sound processing options.

## 4.5. Versatile Connectivity

The SmplTrek offers extensive connectivity for integration into various setups.

- Accepts input from dynamic microphones, electric guitars/basses, and general line-level audio devices.
- Connects to PC/Mac and smartphones via USB for audio transfer and streaming.
- Synchronizes playback with other musical instruments using MIDI and audio sync capabilities.

## 5. MAINTENANCE

---

To ensure the longevity and optimal performance of your SmplTrek, follow these maintenance guidelines:

- **Cleaning:** Use a soft, dry cloth to clean the exterior of the unit. Avoid abrasive cleaners or solvents, which can damage the finish.
- **Storage:** Store the SmplTrek in a cool, dry place away from direct sunlight, extreme temperatures, and high humidity.
- **Battery Care:** If using batteries, remove them if the unit will not be used for an extended period to prevent leakage.
- **SD Card:** Handle the SD card carefully. Avoid bending or exposing it to static electricity. Regularly back up your data from the SD card to prevent loss.

## 6. TROUBLESHOOTING

---

If you encounter issues with your SmplTrek, consider the following common solutions:

- **No Power:** Ensure the AC adapter is securely connected or that fresh AA batteries are correctly inserted.
- **No Sound Output:** Check headphone or speaker connections. Verify volume levels on the SmplTrek and any connected audio devices.
- **No Sound Input:** Confirm that input sources (mic, line-in, USB) are properly connected and selected within the SmplTrek's settings. Adjust input gain as necessary.
- **Device Not Responding:** Try restarting the unit. If the issue persists, consult the SONICWARE support resources.





## 7. SPECIFICATIONS





Feature	Specification
Model Name	SmpITrek
Item Model Number	TRK-010
Brand	SONICWARE
Dimensions (L x W x H)	6.89 x 5.79 x 1.81 inches
Item Weight	1.21 pounds (550 Grams)
Body Material	Plastic
Power Source	6 AA batteries required, or AC adapter (included)
Included Components	32GB SDHC card (incl. 1,000+ samples from Black Octopus), AC adapter
Connector Type	1/4 TRS Phone, MIDI IN/OUT, USB
Color	Black

## 8. WARRANTY AND SUPPORT

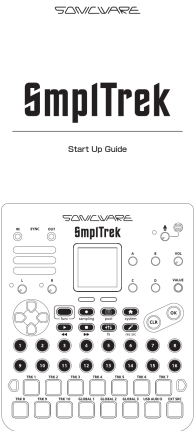
For warranty information and technical support, please refer to the official SONICWARE website or contact their customer service directly. Keep your proof of purchase for any warranty claims.  
Manufacturer: SONICWARE

### Related Documents - TRK-010

	<p><a href="#">SONICWARE SmpITrek Start Up Guide: Basic Operations and Features</a></p> <p>Learn how to use the SONICWARE SmpITrek sampler and groovebox with this comprehensive startup guide. Covers basic functions, project creation, drum tracks, instrument tracks, sampling, mixing, and saving.</p>
	<p><a href="#">SONICWARE SmpITrek User's Manual - Your Portable Music Production Studio</a></p> <p>Explore the SONICWARE SmpITrek User's Manual. Discover its features as a battery-powered, hand-held sampler for music production, including its versatile track types, effects, and connectivity.</p>

	<p><a href="#">SONICWARE SmpITrek Reference Manual Rev.2</a></p> <p>A comprehensive reference manual for the SONICWARE SmpITrek, a battery-powered handheld sampler. This guide covers its features, operations, and specifications, including sampling, track types, live performance capabilities, and connectivity options.</p>
	<p><a href="#">SONICWARE Lofi-12 XT Manual - Your Guide to Lo-fi Beat Creation</a></p> <p>Explore the capabilities of the SONICWARE Lofi-12 XT, an 8-track compact groovebox and sampler. This manual details its features, including 12/24kHz sampling, an 8-track sequencer, extensive effects, and live performance tools.</p>
	<p><a href="#">SONICWARE LIVEN Lofi-12 User's Manual Rev.3</a></p> <p>User's Manual for the SONICWARE LIVEN Lofi-12, a compact 12-bit sampler and 4-track step sequencer groovebox. Learn about its features, operations, and creative possibilities for music production.</p>
	<p><a href="#">Garmin 8-Pin Transducer Adapter Box Installation Instructions</a></p> <p>Detailed installation guide for the Garmin 8-Pin Transducer Adapter Box, including safety precautions, mounting instructions, wiring diagrams, and compatibility tables for various Garmin and Airmar transducers.</p>

Documents - SONICWARE – TRK-010



[\[pdf\]](#) Guide Declaration of Conformity

SmpITrek v2 Start Up Guide jp sonicware co DL DOC |||

4UBSU6Q VJEF **TRK-010**-SG-01-JA SONICWARE SmpITrek 3 4 6 7 DRUM 8

INST..... 10 LOOP..... 12 SHOT..... 14

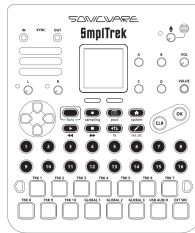
..... 16 ..... 17 2 SYNC IN/OUT INPUT

L/R...

lang:i-kl Klingon score:39 filesize: 2.52 M page\_count: 17 document date: 2023-07-06

# SmpITrek

Start Up Guide



TRK-010-SG-01-JA

## [\[pdf\]](#) Guide Declaration of Conformity

SmpITrek v3 Start Up Guide jp r2 sonicware co DL DOC |||

4UBSU6Q VJEF **TRK-010**-SG-01-JA SONICWARE SmpITrek 3 4 6 7 DRUM 8

INST..... 10 LOOP..... 12 SHOT..... 14

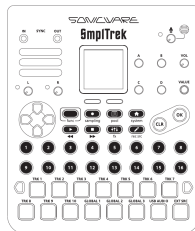
..... 16 ..... 17 2 SYNC IN/OUT INPUT

L/R...

lang:i-klngon **score:39** filesize: 2.52 M page\_count: 17 document date: 2025-06-12

# SmpITrek

User's Manual



TRK-010-UM-01-JA

## [\[pdf\]](#) User Manual Declaration of Conformity

SmpITrek manual jp sonicware co DL DOC |||

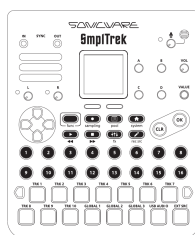
6TFST.BOVBM **TRK-010**-UM-01-JA SONICWARE SmpITrek SmpITrek USB 1 16 10

3 36 MIDI SmpITrek USB PC/mac LOOP 1 SHOT 1 2 SmpITrek INST DRUM MIDI

MIDI GLOBAL 1 550 PC/mac MIDI /SYNC 3 ..... 7 .....

lang:i-klngon **score:34** filesize: 8.96 M page\_count: 174 document date: 2022-11-18

# SmpITrek

User's Manual  
Rev.2

TRK-010-UM-02-JA

## [\[pdf\]](#) User Manual Declaration of Conformity

SmpITrek manual jp r2 sonicware co DL DOC |||

6TFST.BOVBM 3FW **TRK-010**-UM-02-JA SONICWARE SmpITrek SmpITrek USB 1

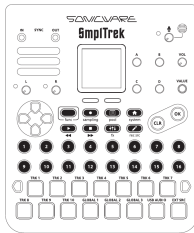
16 10 3 36 MIDI SmpITrek USB PC/Mac LOOP 1 SHOT 1 2 SmpITrek INST DRUM

MIDI MIDI GLOBAL 1 550 PC/Mac MIDI /SYNC 3 ..... 7 .....

lang:i-klngon **score:34** filesize: 9.55 M page\_count: 188 document date: 2022-11-29

# SmpITrek

User's Manual  
Rev.3



TRK-010-UM-03-JA

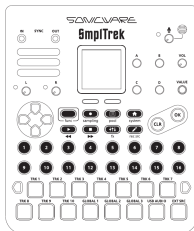
[\[pdf\]](#) User Manual Declaration of Conformity

SmpITrek manual jp r3 sonicware co DL DOC |||

6TFST.BOVBM 3FW **TRK-010**-UM-03-JA SONICWARE SmpITrek SmpITrek USB 1  
16 10 3 36 MIDI SmpITrek USB PC/Mac LOOP 1 SHOT 1 2 SmpITrek INST DRUM  
MIDI MIDI GLOBAL 1 550 PC/Mac MIDI /SYNC 3 ..... 7 .....  
lang:i-klinton **score:34** filesize: 9.5 M page\_count: 188 document date: 2022-12-13

# SmpITrek

Reference Manual  
Rev.1



TRK-010-UM-04-JA

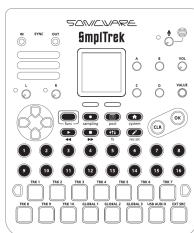
[\[pdf\]](#) User Manual Declaration of Conformity

SmpITrek v2 Reference Manual jp sonicware co DL DOC |||

3FGFSFODF.BOVBM 3FW **TRK-010**-UM-04-JA SONICWARE SmpITrek SmpITrek  
USB 1 16 10 3 36 MIDI SmpITrek USB PC/Mac LOOP 1 SHOT 1 2 SmpITrek INST  
DRUM MIDI MIDI GLOBAL 1 550 PC/Mac MIDI /SYNC 3 PAN INPUT 36 ...  
lang:i-klinton **score:33** filesize: 11.12 M page\_count: 213 document date: 2023-07-16

# SmpITrek

Reference Manual  
Rev.2



TRK-010-UM-04-JA

[\[pdf\]](#) User Manual Declaration of Conformity

SmpITrek v3 Reference Manual jp r2 sonicware co DL DOC |||

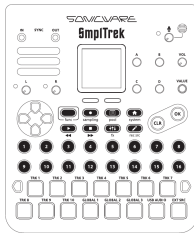
3FGFSFODF.BOVBM 3FW **TRK-010**-UM-04-JA SONICWARE SmpITrek SmpITrek  
USB 1 16 10 3 36 MIDI SmpITrek USB PC/Mac LOOP 1 SHOT 1 2 SmpITrek INST  
DRUM MIDI MIDI GLOBAL 1 550 PC/Mac MIDI /SYNC 3 PAN INPUT 36 ...  
lang:i-klinton **score:32** filesize: 11.18 M page\_count: 216 document date: 2025-06-13



SONICWARE

## SmpITrek

User's Manual



TRK-010-UM-01-020

[\[pdf\]](#) User Manual Declaration of Conformity

SmpITrek manual en sonicware co jp DL DOC |||

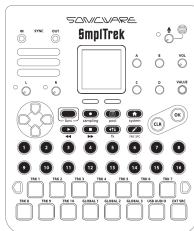
6TFST.BOVBM **TRK-010**-UM-01-EN Introduction Thank you very much for purchasing a SONICWARE SmpITrek. The SmpITrek is a battery-powered hand-held sampler that can easily capture sounds whenever and wherever using the built-in mic, audio inputs and USB audio sources, for example. A single song projec...

lang:en **score:31** filesize: 8.75 M page\_count: 174 document date: 2022-11-18

SONICWARE

## SmpITrek

User's Manual  
Rev.3



TRK-010-UM-03-020

[SONICWARE SmpITrek User's Manual - Your Portable Music Production Studio](#)

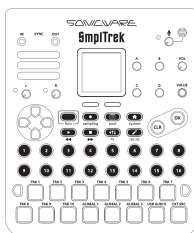
Explore the SONICWARE SmpITrek User's Manual. Discover its features as a battery-powered, hand-held sampler for music production, including its versatile track types, effects, and connectivity.

lang:en **score:30** filesize: 9.02 M page\_count: 189 document date: 2022-12-13

SONICWARE

## SmpITrek

Start Up Guide



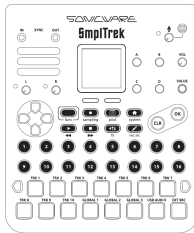
TRK-010-UG-01-020

[SONICWARE SmpITrek Start Up Guide: Basic Operations and Features](#)

Learn how to use the SONICWARE SmpITrek sampler and groovebox with this comprehensive startup guide. Covers basic functions, project creation, drum tracks, instrument tracks, sampling, mixing, and saving.

lang:en **score:29** filesize: 2.43 M page\_count: 17 document date: 2025-06-10

# SmpiTrek

Reference Manual  
Rev.1

TRK-010-UM-04-020

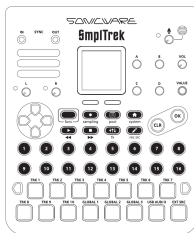
[\[pdf\]](#) User Manual Declaration of Conformity

Reference Manual Rev 1 SmpiTrek v2 en sonicware co jp DL DOC |||

3FGFSFODF.BOVBM 3FW **TRK-010**-UM-04-EN Introduction Thank you very much for purchasing a SONICWARE SmpiTrek. The SmpiTrek is a battery-powered handheld sampler that can easily capture sounds whenever and wherever using the built-in mic, audio inputs and USB audio sources, for example. A single song...

lang:en **score:28** filesize: 10.92 M page\_count: 213 document date: 2023-08-09

# SmpiTrek

Reference Manual  
Rev.2

TRK-010-UM-04-020

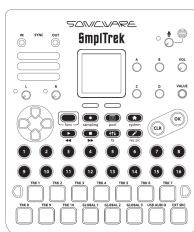
[SONICWARE SmpiTrek Reference Manual Rev.2](#)

A comprehensive reference manual for the SONICWARE SmpiTrek, a battery-powered handheld sampler. This guide covers its features, operations, and specifications, including sampling, track types, live performance capabilities, and connectivity options.

lang:en **score:28** filesize: 10.99 M page\_count: 217 document date: 2025-06-12

# SmpiTrek

Start Up Guide



TRK-010-UG-01-020

[\[pdf\]](#) User Manual Guide Declaration of Conformity

Start Up Guide sonicware co jp Learning operations while creating a song 7 Creating new projects We will create project with 4 tracks 1 scene and bars for practice First we arrange preset patterns in DRUM track SmpiTrek v2 en DL DOC |||

4UBSU6Q VJEF **TRK-010**-SG-01-EN Introduction Thank you very much for purchasing a SONICWARE SmpiTrek. This startup guide explains the basic functions of this product. We will explain how to use it, some functions and other features, while actually creating a project. See the reference manual for details.

lang:en **score:27** filesize: 5.62 M page\_count: 17 document date: 2023-08-08