

Liink1Ga B0BL7VHM25

Liink1Ga Twin Size Daybed Frame Instruction Manual

Model: B0BL7VHM25

Brand: Liink1Ga

1. INTRODUCTION

Thank you for choosing the Liink1Ga Twin Size Daybed Frame. This versatile piece of furniture is designed to provide both a comfortable sleeping solution and a functional seating area, perfect for maximizing space in any room. Constructed from heavy-duty metal, this frame offers durability and stability without the need for a box spring. Please read this manual carefully before assembly and use to ensure proper setup and long-lasting enjoyment of your new daybed.

2. SAFETY INFORMATION

To ensure safe assembly and use of your daybed frame, please adhere to the following guidelines:

- Do not use a mattress thicker than 8 inches.
- Always follow assembly instructions precisely to prevent instability.
- Be cautious when transforming the daybed into a sofa to avoid pinching or injury.
- Ensure all bolts and screws are tightened securely before use and periodically check for looseness.
- Do not exceed the maximum weight capacity of 300 pounds.

3. PACKAGE CONTENTS

Before beginning assembly, please verify that all components are present and undamaged. If any parts are missing or damaged, please contact customer support.

- Headboard and Footboard sections
- Side Rails

- Center Support Legs (2)
- Steel Slats (8)
- Assembly Hardware (screws, bolts, washers, Allen wrench)
- Instruction Manual

4. ASSEMBLY INSTRUCTIONS

Assembly of the Liink1Ga Daybed Frame is designed to be straightforward. All parts are clearly labeled to assist you. It is recommended to assemble the frame with two people.

1. **Unpack and Identify Parts:** Carefully remove all components from the packaging. Lay them out on a clean, soft surface to prevent scratches. Refer to the parts list to ensure all pieces are accounted for.
2. **Attach Side Rails to Headboard and Footboard:** Connect the side rails to the headboard and footboard using the provided hardware. Ensure all connections are finger-tight at this stage.
3. **Install Center Support Legs:** Secure the two center support legs to the designated points on the frame. These legs are designed to be deep underneath the bed bar to prevent accidental tripping.
4. **Place Steel Slats:** Position the 8 stable steel slats across the frame. These slats provide strong mattress foundation and eliminate the need for a box spring. Ensure they are evenly spaced and securely fitted into their slots.
5. **Final Tightening:** Once all components are in place, systematically tighten all screws and bolts using the provided Allen wrench. Ensure all connections are firm and secure for maximum stability.



Figure 4.1: The assembled daybed frame, showcasing the sturdy metal construction and slat system.



Using bed leg pad gaskets to ensure silence and anti-slip.



High-quality steel structure, strong load-bearing capacity.



High off-the-ground bed base, convenient for storage.

Figure 4.2: Detailed view of the slat installation process, highlighting the secure fitting of the steel slats.


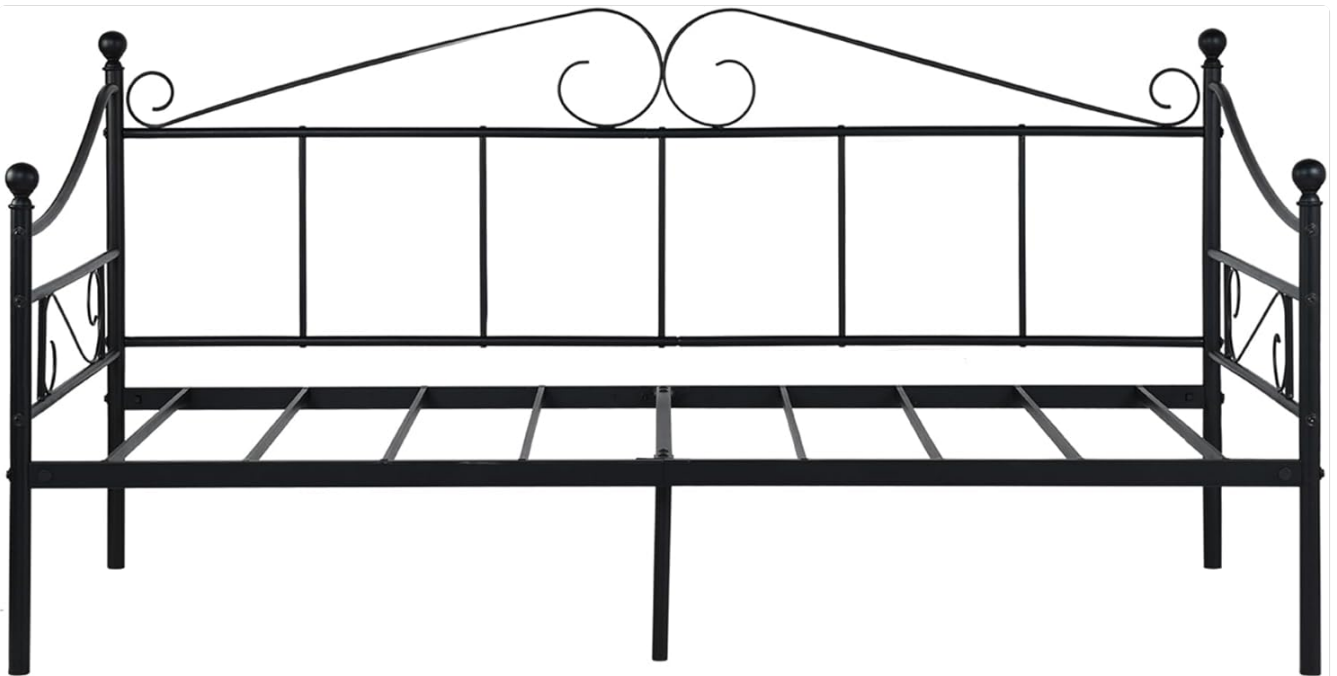
5. OPERATING INSTRUCTIONS

The Liink1Ga Daybed Frame is designed for dual functionality as both a bed and a sofa.

- **As a Bed:** Place a twin-size mattress directly onto the steel slats. A mattress thickness of 6-8 inches is recommended for optimal comfort and aesthetic.
- **As a Sofa:** To transform the daybed into a sofa, simply arrange pillows and cushions along the back and sides of the frame. This allows it to serve as comfortable seating in a living room or guest area.
- **Under-Bed Storage:** The frame provides approximately 12 inches of clearance underneath, offering ample space for storing items such as suitcases, backpacks, toys, or quilts.



Figure 5.1: The daybed frame configured for sleeping, demonstrating its primary function.



*Using 8 stable steel slats,
sturdy and easy to assemble.*

Figure 5.2: The daybed frame arranged as a sofa, highlighting its versatility for seating.

6. MAINTENANCE

Proper care will extend the life and appearance of your daybed frame:

- **Cleaning:** Wipe the metal frame with a soft, damp cloth. Avoid harsh chemicals or abrasive cleaners, which can damage the painted finish.
- **Tighten Connections:** Periodically check all bolts and screws to ensure they remain tight. Loose connections can lead to instability and squeaking.
- **Floor Protection:** The daybed includes bed leg pad gaskets to ensure silence and anti-slip properties, protecting your floors. Ensure these remain in place.



Figure 6.1: Features like leg pad gaskets and high-quality steel contribute to the frame's durability and quiet operation.

7. TROUBLESHOOTING

If you encounter any issues with your daybed frame, please refer to the following common problems and solutions:

- **Squeaking Noises:** Squeaking is often caused by loose connections. Re-tighten all bolts and screws on the frame. Ensure the frame is on a level surface.
- **Instability/Wobbling:** This usually indicates improper assembly or loose hardware. Double-check that all components are correctly installed and all bolts are securely tightened. Ensure the frame is placed on a flat, even floor.
- **Slats Shifting:** Ensure the mattress is properly centered on the slats. If slats continue to shift, verify they are correctly seated in their designated slots and that the frame is not warped.

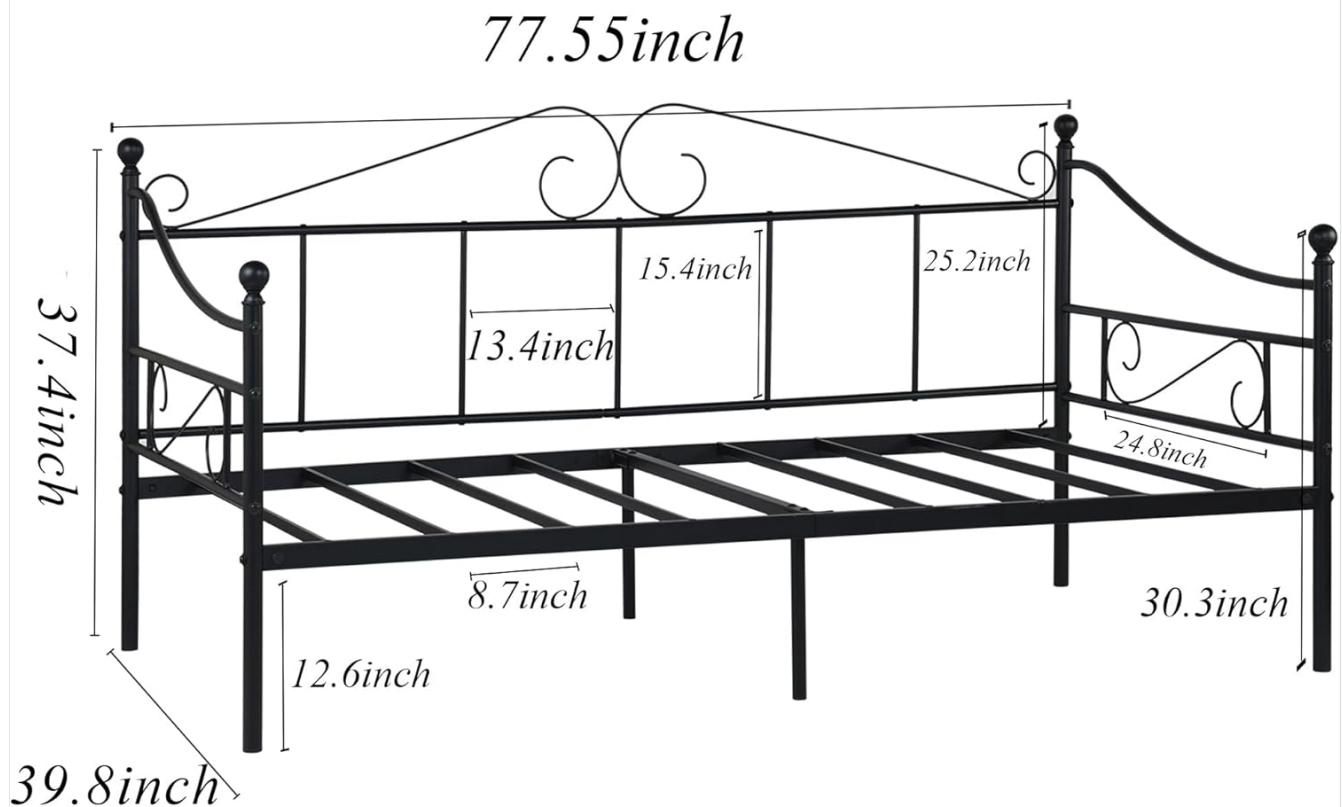
If these solutions do not resolve the issue, please contact customer support for further assistance.

8. SPECIFICATIONS

Feature	Detail
Size	Twin Size
Product Dimensions	78"L x 37"W x 37.4"H
Special Feature	Squeak Resistant
Color	Black
Finish Type	Painted
Included Components	Headboard
Compatible With Mattress Size	TWIN
Brand	Liink1Ga
Assembly Required	Yes
Ground To Item Distance	37.4 Inches
Manufacturer	Liink1Ga
Form Factor	Daybed-Sofa
Item Weight	35.9 pounds

Feature	Detail
Load Capacity	300 pounds

Product Size:



Weight: 43.87lbs

Load capacity: 300 lbs

Figure 8.1: Detailed product dimensions and weight capacity for the daybed frame.

9. WARRANTY AND SUPPORT

Warranty information for the Liink1Ga Twin Size Daybed Frame is not provided in this manual. For details regarding warranty coverage, returns, or technical support, please contact the manufacturer, Liink1Ga, directly through their official channels or the retailer from whom the product was purchased.

For general inquiries or assistance, please visit the Liink1Ga Store on Amazon or refer to your purchase documentation for contact information.