

## Kipcush K5-S

# Kipcush Tibetan Singing Bowls Sound Machine User Manual

Model: K5-S

## INTRODUCTION

The Kipcush Tibetan Singing Bowls Sound Machine is designed to create a serene and calming environment for various practices such as yoga, meditation, mindfulness, healing, chakra healing, and stress relief. This compact device features 11 different sized sound bowls, a night light with adjustable brightness and colors, and convenient timer functions. It aims to enhance your relaxation and focus during personal or group sessions.

## IMPORTANT SAFETY INFORMATION

- For adult use only.
- Handle with care to avoid electric shock.
- Not a toy.

Always ensure the device is placed on a stable, flat surface. Keep away from water and direct heat sources. Do not attempt to disassemble or modify the device.

## PRODUCT OVERVIEW






*Figure 1:* Kipcush Tibetan Singing Bowls Sound Machine. This image shows the device from a top-down perspective, highlighting the speaker grille and the touch-sensitive control buttons around the rim. The base is illuminated with a bright blue light.

# 11 Meditation Sounds



4.5inch\*4.5inch\*2.5 inch

-  5 Separate singing bowl sounds
-  3 Combined singing bowl sounds
-  3 Composite white noise singing bowl sounds

*Figure 2: Compact Design and Sound Options.* The sound machine is shown next to a person meditating, illustrating its small footprint (4.5 x 4.5 x 2.5 inches). Text overlays indicate "11 Meditation Sounds" including 5 separate, 3 combined, and 3 composite white noise singing bowl sounds.



*Figure 3: Key Benefits.* This diagram highlights the primary benefits of using the sound machine, such as stress relief & self-regulation, promoting deep relaxation, chakra healing, enhancing meditation, and allowing users to release hands to focus on meditation due to its ideal size.

## SETUP

Follow these steps to set up your Kipcush Tibetan Singing Bowls Sound Machine:

1. Unpack the Kipcush Tibetan Singing Bowls Sound Machine and all accessories from the box.
2. Place the device on a stable, flat surface away from direct sunlight or heat sources.
3. Connect the power adapter to the DC input port on the back of the device.
4. Plug the power adapter into a standard electrical outlet. The device is now ready for operation.

## OPERATING INSTRUCTIONS

### Power On/Off

To power on the device, gently touch the power button (indicated by a circle with a vertical line) located on the control panel. Touch it again to power off.

## **Selecting Sound Bowls**

The device offers 11 different singing bowl sounds. To cycle through the sounds, touch the central button on the speaker grille. Each touch will switch to the next available sound.

## **Adjusting Volume**

Use the volume up (+) and volume down (-) buttons on the control panel to adjust the sound level. The interval between singing bowl sounds depends on the volume: higher volume results in shorter intervals, while lower volume results in longer intervals.

## **Night Light Operation**

The device features a multi-color night light with 10 levels of brightness adjustment.

- To turn the night light on or off, touch the moon icon button.
  - To adjust brightness, touch the sun icon button. Repeatedly touching this button will cycle through the 10 brightness levels.
  - To change the light color, touch the light bulb icon button. Each touch will cycle through the available colors.
-

# 10-level Brightness Adjustment



Timer



Night light



Volume down



Volume up



Figure 4: Night Light and Brightness Control. This image demonstrates the 10-level brightness adjustment and various color options of the integrated night light, with corresponding control icons for timer, night light, volume down, and volume up.

# Auto-off Timer & Memory Function

Remember the last sound volume, light, timer settings

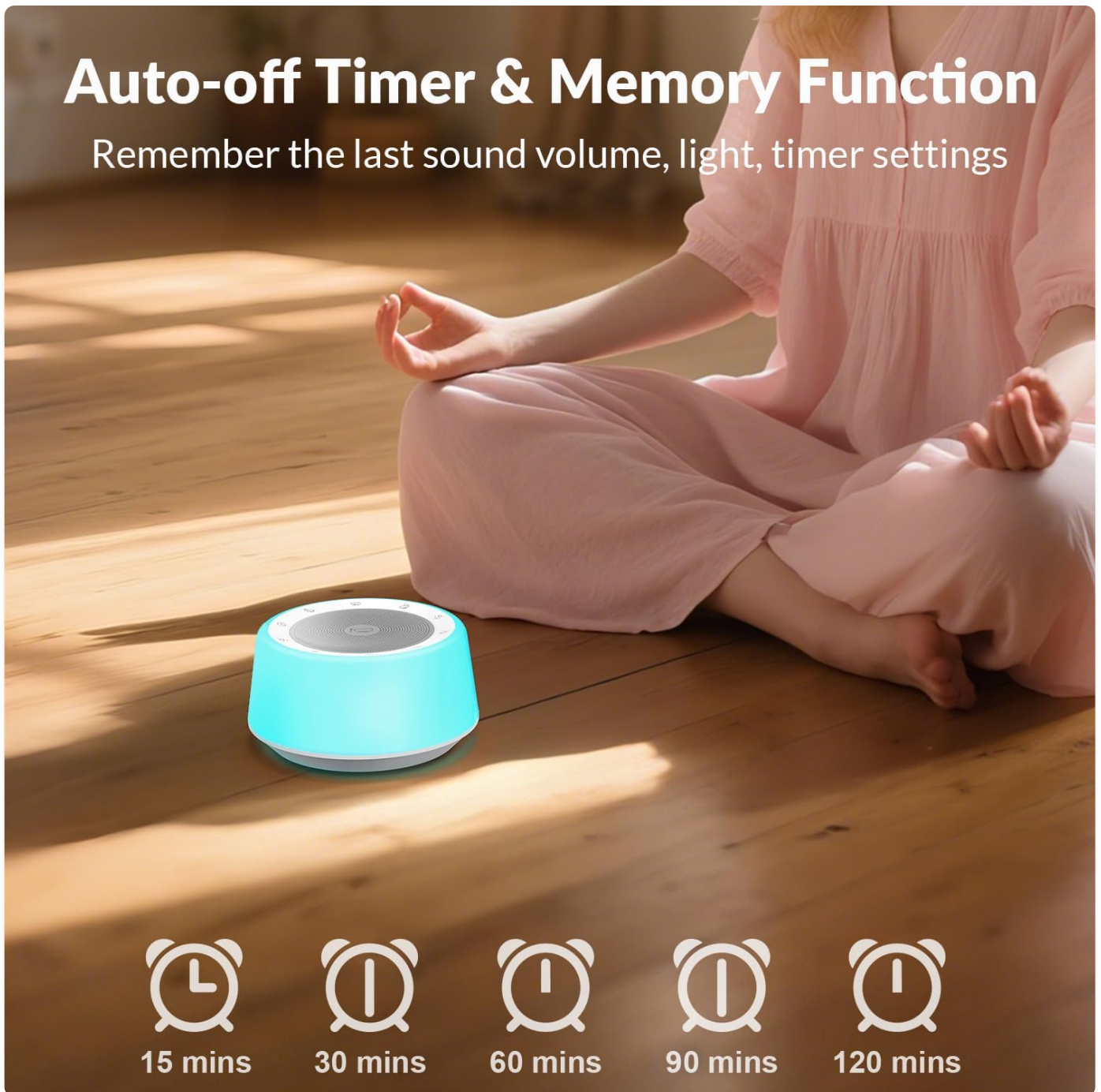


Figure 5: Auto-off Timer & Memory Function. The device features timer options (15, 30, 60, 90, 120 minutes) and remembers the last sound, volume, light, and timer settings upon restart.

## Timer Functions

The Kipcush Sound Machine includes an auto-off timer.

- To set the timer, touch the clock icon button.
- Each touch will cycle through the available timer settings: 15, 30, 60, 90, and 120 minutes.
- The device will automatically turn off after the selected time. You can also choose to have it play all night by not setting a timer.

## Memory Function

The device remembers the last sound, volume, light, and timer settings when restarted, eliminating the need for re-configuration.

## MAINTENANCE

To ensure the longevity and optimal performance of your Kipcush Tibetan Singing Bowls Sound Machine, follow these maintenance guidelines:

- **Cleaning:** Wipe the device with a soft, dry cloth. Do not use liquid cleaners or abrasive materials.
- **Storage:** When not in use for extended periods, store the device in a cool, dry place, away from direct sunlight and extreme temperatures.
- **Handling:** Handle the device with care to avoid dropping or impacting it, which could damage internal components.

## TROUBLESHOOTING

Problem	Possible Cause	Solution
Device does not power on.	Not properly plugged in; Power outlet issue.	Ensure the power adapter is securely connected to the device and the outlet. Try a different outlet.
No sound or low sound.	Volume too low; Sound mode not selected.	Increase the volume using the '+' button. Ensure a sound mode is active by touching the central button.
Night light not working.	Light turned off.	Touch the moon icon button to turn the light on.
Timer not functioning as expected.	Incorrect timer setting.	Verify the desired timer duration is selected by touching the clock icon button.

If problems persist, please contact Kipcush customer support.

## SPECIFICATIONS

- **Item Model Number:** K5-S
- **Brand:** Kipcush
- **Material:** Metal
- **Color:** Gold
- **Power Source:** Corded Electric
- **Size:** Small (4.8 x 4.8 x 4.02 inches)
- **Item Weight:** 15.2 ounces
- **Sound Modes:** 11 Tibetan Singing Bowl Sounds (5 separate, 3 combined, 3 composite white noise)
- **Light Features:** Multi-color night light, 10-level brightness adjustment
- **Timer Options:** 15, 30, 60, 90, 120 minutes
- **First Available Date:** November 2, 2022

## WARRANTY AND SUPPORT

Kipcush products are designed for quality and reliability. For warranty information, technical support, or any inquiries regarding your Tibetan Singing Bowls Sound Machine, please visit the official Kipcush website or contact their customer service team.

For additional resources and product information, you may visit the [Kipcush Store on Amazon](#).

