

Manuals+

[Q & A](#) | [Deep Search](#) | [Upload](#)

[manuals.plus](#) /

› [Metabo](#) /

› [Metabo WVPB 18 LT BL 11-125 Quick 18V Cordless Angle Grinder User Manual](#)

Metabo WVPB 18 LT BL 11-125 Quick

Metabo WVPB 18 LT BL 11-125 Quick 18V Cordless Angle Grinder User Manual

Model: WVPB 18 LT BL 11-125 Quick | Brand: Metabo

INTRODUCTION

This manual provides essential information for the safe and effective operation, setup, and maintenance of your Metabo WVPB 18 LT BL 11-125 Quick 18V Cordless Angle Grinder. Please read this manual thoroughly before using the tool to ensure proper handling and to prevent injury or damage.



Image 1: The Metabo WVPB 18 LT BL 11-125 Quick 18V Cordless Angle Grinder, shown with a grinding disc and side handle attached. The tool features a green and black body with red accents.

SAFETY INFORMATION

Always prioritize safety when operating power tools. Failure to follow safety instructions can result in serious injury.

- **Personal Protective Equipment (PPE):** Always wear appropriate PPE, including safety glasses, hearing protection, gloves, and a dust mask.
- **Work Area:** Ensure your work area is clean, well-lit, and free from obstructions. Keep bystanders away.
- **Tool Inspection:** Before each use, inspect the tool for any damage, loose parts, or worn accessories. Do not use a damaged tool.
- **Accessory Compatibility:** Only use accessories (grinding discs, cutting wheels) that are rated for the speed and size of this grinder.
- **Metabo S-Automatic Safety Slip Clutch:** This feature reduces the likelihood of kickback by immediately stopping the tool if the accessory jams, helping the user maintain control.
- **Non-Locking Paddle Switch:** The ergonomic non-locking paddle switch de-energizes the motor immediately upon release, activating the electronic Metabo Brake System to stop the wheel quickly (within 2.5 seconds or less).
- **Battery Safety:** Use only Metabo 18V batteries and chargers. Do not expose batteries to extreme temperatures or moisture.
- **Overload Protection:** The tool features extreme overload protection to prevent damage during heavy use.

SETUP

1. Battery Installation:

Insert a fully charged Metabo 18V battery pack into the battery receptacle until it clicks into place. The battery pack can be rotated to 4 different locking positions for user convenience.

2. Guard Adjustment:

The grinder includes two tool-free adjustable guards (4-1/2" and 6"). Adjust the guard to provide maximum protection for your application. Ensure it is securely fastened before operation.

For cutting applications, attach the clip-on Type 1 cutting wheel guard.

3. Side Handle Attachment:

Attach the reduced vibration side handle to either side of the grinder's gear housing for optimal control and comfort during operation.

4. Accessory Installation (M-Quick System):

The M-Quick System allows for fastest tool-free wheel changes. Press the large spindle lock button to engage the spindle lock. Place the inner support flange onto the spindle, then position the desired grinding or cutting disc. Secure the disc with the M-Quick flange nut. Release the spindle lock button.

5. Dust Filter:

Ensure the detachable dust filter is properly installed to protect the motor from dust and debris, extending the tool's durability.

OPERATING INSTRUCTIONS

1. Starting the Tool:

Grip the grinder firmly with both hands. Depress the non-locking paddle switch to start the tool. The motor will de-

energize immediately upon release of the switch.

2. **Variable Speed Control:**

The grinder features variable speed control (2,800 – 10,000 RPM). Adjust the speed according to the material and application. Lower speeds are suitable for delicate work or polishing, while higher speeds are for aggressive grinding and cutting.

The Vario-Tacho-Constamatic (VTC) speed stabilization ensures consistent speed under load for highest productivity.

3. **Working with the Grinder:**

Allow the disc to reach full operating speed before contacting the workpiece. Apply moderate, even pressure. Avoid excessive force, which can lead to kickback or damage to the tool/disc.

Maintain a stable stance and firm grip. Be aware of sparks and debris, directing them away from yourself and others.

4. **Stopping the Tool:**

Release the paddle switch. The electronic Metabo Brake System will rapidly stop the grinding disc within 2.5 seconds or less.



Image 2: A worker wearing safety glasses and gloves operates the Metabo angle grinder to cut a metal beam, generating sparks. This demonstrates the tool in a typical operational scenario.

MAINTENANCE

- **Cleaning:** Regularly clean the tool, especially the ventilation slots, to prevent dust buildup. Remove and clean the detachable dust filter.
- **Battery Care:** Store batteries in a cool, dry place. Do not allow them to fully discharge for extended periods. Use the patented air-cooled charging system for optimal charging.
- **Accessory Replacement:** Replace worn or damaged grinding/cutting discs promptly.
- **Motor Protection:** The fully encapsulated motor and detachable dust filter are designed for durability. Ensure these components are kept clean and intact.
- **General Inspection:** Periodically check all screws and fasteners for tightness.

TROUBLESHOOTING

Problem	Possible Cause	Solution
Tool does not start.	Battery not inserted correctly or discharged.	Ensure battery is fully inserted. Charge battery if necessary.
Tool stops during operation.	Overload protection activated; battery discharged; accessory jammed.	Reduce load. Charge battery. Check for jammed accessory and clear it (ensure tool is off and battery removed).
Reduced performance.	Worn accessory; dust buildup in motor/filter.	Replace accessory. Clean dust filter and tool ventilation slots.
Excessive vibration.	Damaged or unbalanced accessory; loose guard/handle.	Replace accessory. Tighten guard and side handle.

SPECIFICATIONS

Feature	Detail
Model Number	WVPB 18 LT BL 11-125 Quick
Brand	Metabo
Power Source	Battery Powered (18V)
Motor Type	Brushless (2nd Generation)
Wattage	1100 Watts (corded equivalent)
Variable Speed Range	2,800 – 10,000 RPM

Feature	Detail
Disc Diameter	4-1/2 inches / 5 inches
Safety Features	Metabo S-Automatic Safety Slip Clutch, Electronic Safety Cut-out, Electronic Metabo Brake System, Non-locking Paddle Switch, Overload Protection, Power Interruption Protection, Soft Start
Weight	Approximately 5.08 pounds (tool only)
Included Components	Clip-on Type 1 cutting wheel guard, detachable dust filter, M-Quick flange nut, inner support flange, dual-position reduced vibration side handle (Batteries and chargers sold separately)

WARRANTY AND SUPPORT



Warranty: All Metabo cordless tools are backed by a 3-YEAR WARRANTY. Additionally, Metabo offers a full 3-YEAR REPLACEMENT GUARANTEE on the battery and charger systems.





ULTRA-M™ Technology: The ULTRA-M™ cordless platform ensures 100% compatibility of 18V tools and batteries. This technology facilitates communication between the tool, battery, and charger for optimized performance and extended service life, including Single Cell Protection and Overload Protection.

For further assistance, technical support, or warranty claims, please refer to the official Metabo website or contact their customer service department. Keep your purchase receipt as proof of purchase for warranty purposes.

You can visit the official Metabo store for more information:[Metabo Store on Amazon](#)

Related Documents - WVPB 18 LT BL 11-125 Quick

	<p>FLEX LB 125 18.0-EC/5.0 Set Cordless Angle Grinder with Brake</p> <p>Discover the FLEX LB 125 18.0-EC/5.0 Set, an 18V cordless angle grinder with a 125mm cutting disc. Features include a brushless motor, electronic control systems for safety and efficiency, and a quick-stop electronic brake. This set comes complete with batteries, charger, and a carrying case.</p>
	<p>Ozito X PXC 18V Brushless 125mm Angle Grinder Instruction Manual</p> <p>Instruction manual for the Ozito X PXC 18V Brushless 125mm Angle Grinder, covering specifications, standard equipment, warranty information, setup, operation, and safety precautions.</p>

 <p>metabo</p> <p>DW 125 DW 10-125 Quick</p> <p>www.metabo.com</p>	<p>Metabo DW 125 & DW 10-125 Quick Air Angle Grinder Operating Instructions</p> <p>Comprehensive operating instructions and safety guide for Metabo DW 125 and DW 10-125 Quick compressed air angle grinders. Covers specifications, usage, maintenance, and safety precautions.</p>
 <p>FLEX</p> <p>LB 125 18.0-EC C</p> <p>www.flextools.com</p>	<p>FLEX LB 125 18.0-EC C Cordless Angle Grinder with Brake - Technical Specifications and Features</p> <p>Detailed information on the FLEX LB 125 18.0-EC C cordless angle grinder, featuring an 18.0 V battery, 125 mm disc diameter, brushless motor, electronic protection systems, and ergonomic design. Includes technical data and standard accessories.</p>
 <p>metabo</p> <p>WEF 9-125 Quick WEPF 9-125 Quick WVBF 18 LT BL 11-125 Quick WVBF 18 LTX BL 15-125 Quick</p> <p>www.metabo.com</p>	<p>Metabo Angle Grinder Operating Instructions and Safety Manual for WEF 9-125 Quick, WEPF 9-125 Quick, WVBF 18 LT BL 11-125 Quick, WVBF 18 LTX BL 15-125 Quick</p> <p>Comprehensive operating instructions and safety guidelines for Metabo angle grinders, including models WEF 9-125 Quick, WEPF 9-125 Quick, WVBF 18 LT BL 11-125 Quick, and WVBF 18 LTX BL 15-125 Quick. Learn about safe usage, technical specifications, and maintenance from Metabo.</p>
 <p>BOSCH</p> <p>AdvancedGrind 18</p>	<p>Bosch AdvancedGrind 18 Cordless Angle Grinder - User Manual and Safety Instructions</p> <p>Comprehensive user manual and safety instructions for the Bosch AdvancedGrind 18 cordless angle grinder, covering operation, maintenance, and safety guidelines. Includes technical specifications and assembly instructions.</p>

Documents - Metabo – WVPB 18 LT BL 11-125 Quick

Andrea Brogan
Marketing America Ltd.
abrogan@metabousa.com
408.333.3333

1111 Broadway, Suite 200
Metabo, Inc.
Tel: 800.727.7277
Fax: 800.727.7260

metabo
PROFESSIONAL POWER TOOL SOLUTIONS

PRESS RELEASE

Metabo Introduces the W11 Series 18V Angle Grinders
Protect your Productivity



March 2023 – Metabo Corporation, a leading German international manufacturer of professional grade cordless and corded hand-held power tools and accessories in the US, introduces their W11 Series of 18V Angle Grinders.

“Metabo is excited to welcome in the next generation of 18V small angle grinders, manufactured in Germany. The new grinders are packed with Metabo’s industry leading safety features and offer outstanding overload protection for non-stop performance.” *Earl Leach, President, Metabo, U.S. Product Manager*

The new W11 series of 18V small angle grinders include the 4 1/2" **WPB 18 LTX BL 11-125 Quick**, available as a bare tool or kit (0303050303 bare) (0303050302 kit). The grinder features a powerful and fully encapsulated 10,000 RPM, 1100 watt/11 amp equivalent brushless motor for high performance and low maintenance. Metabo offers a 6" version the **WVBF 18 LTX BL 15-150 Quick**, available as either a bare tool or kit (0303230303 bare) (0303230302 kit). The 6" kit includes both 6" guards for cutting and a 4 1/2" guard for grinding applications. The third grinder the 4 1/2" **WVPB 18 LT BL 11-125 Quick** (0303280303 bare) is a variable speed grinder with a no load speed of 2,800/10,000 RPM.

Each user has a different set of working conditions and challenges. Metabo is dedicated to improve and relieve several of those conditions and challenges with help from Metabo’s power tools and accessories. Metabo’s new W11 series of 18V grinders are a step in that direction with more power and a focus on safety. The W11 series come with features like soft start, Metabo’s H-Quick tool free wheel!


FOR IMMEDIATE RELEASE

[pdf] Accessories Press Release

Andrea Brogan Antoine Derché Metabo Introduces the W11 Series 18V Angle GrindersThe grinder features a powerful and fully encapsulated 10 000 RPM 1100 watt 11 amp equivalent brushless motor for high performance low maintenance Metabo PR23 03 Grinders 2metabo t3 fileadmin metabo us 070 news Press Releases PR23 2 |||

Contact: Andrea Brogan Koki Holdings America Ltd. abrogan@metabousa.com
www.metabo.com 1111 Broadwa ... e WPB 18 LT BL 11-125 Quick kit WPB 18 LT BL 11-150 Quick bare WPB 18 LT BL 11-150 Quick kit WVPB 18 LT BL 11-125 Quick bare

March 2023 Metabo Corporation, a leading German international man...
lang:en score:35 filesize: 157.51 K page_count: 2 document date: 2023-03-10



[\[pdf\]](#) User Manual Instructions

17027907 0923 WS18 BL 1500W W 11 125 WPBA 15 Quick NAFTA PE 2023 09 13 Isolde Haeusser
Metabo WVPB 18 LT Esch Construction Supply WB WVB 115 have power tools requiring repairs For
addresses see metabo Angle Grinder Operator s Manual srsItid

AfmBOorM8rLYRIf4dLTThQqyyBBbZflh8T6H0bbXKKijhDJKl3Q eschsupply Product Spec Sheets

AfmBOorM8rLYRIf4dLTThQqyyBBbZflh8T6H0bbXKKijhDJKl3QXGSwi6 |||

W 18 LT BL 11-125 WB 18 LT BL 11-125 Quick WVB 18 LT BL 11-115 Quick WVB
18 LT BL 11-125 Quick WVB 18 LT BL 11-125 Quick Inox WPB 18 LT BL 11-125
Quick WPB 18 LT BL 11-150 Quick WVPB 18 LT BL 11-125 Quick WB 18 LTX BL
15-125 Quick WB 18 LTX BL 15-150 Quick WB 18 LTX BL 15-180 Quick WVB 18
LTX BL 15-...

lang:nl **score:23** filesize: 4.24 M page_count: 40 document date: 2023-09-13



[\[pdf\]](#) Instructions

17027907 1122 WS18 BL 1500W W 11 125 WPBA 15 Quick NAFTA book Isolde Haeusser 42 36 A5 de
en fr es NAFTAIndex of manuals17027907 NAFTA17027907 NAFTAmetabo service manuals |||

W 18 LT BL 11-125 WB 18 LT BL 11-125 Quick WVB 18 LT BL 11-115 Quick WVB
18 LT BL 11-125 Quick WVB 18 LT BL 11-125 Quick Inox WPB 18 LT BL 11-125
Quick WPB 18 LT BL 11-150 Quick WVPB 18 LT BL 11-125 Quick WB 18 LTX BL
15-125 Quick WB 18 LTX BL 15-150 Quick WB 18 LTX BL 15-180 Quick WVB 18
LTX BL 15-...

lang:nl **score:21** filesize: 4.26 M page_count: 36 document date: 2022-11-22