

manuals.plus /

> [Logitech](#) /

> [Logitech MX Keys S Wireless Keyboard User Manual](#)

## Logitech 920-011559

# Logitech MX Keys S Wireless Keyboard User Manual

Comprehensive instructions for setup, operation, and maintenance.

## 1. INTRODUCTION

The Logitech MX Keys S Wireless Keyboard is designed to provide a fluid, precise, and quiet typing experience. This full-size keyboard features smart backlighting, customizable Smart Actions, and multi-device connectivity, enhancing productivity across various operating systems.

## 2. PRODUCT OVERVIEW

The MX Keys S keyboard combines a low-profile design with spherically-dished keys for comfortable and accurate typing. Its smart illumination adapts to ambient light, and programmable keys allow for personalized shortcuts. The keyboard supports connection to up to three devices simultaneously.



Figure 1: Logitech MX Keys S Wireless Keyboard in Pale Grey. This image displays the full keyboard layout, highlighting its sleek design and key arrangement.



Works with macOS, iPadOS, iOS



Dual Connectivity



Figure 2: Key features of the MX Keys S, illustrating programmable keys, Smart Keys layout, USB-C quick charging, Easy Switch for up to 3 devices, spherically dished keys, and Smart Illumination.

### 3. WHAT'S IN THE BOX

- MX Keys S Keyboard
- Logi Bolt USB Receiver
- USB-C Charging Cable (1m)
- User Documentation

# IN THE BOX



Figure 3: The package contents include the MX Keys S keyboard, Logi Bolt USB receiver, and a USB-C charging cable.

## 4. SETUP

### 4.1 Initial Charging

Before first use, fully charge your MX Keys S keyboard using the provided USB-C cable. Connect the USB-C end to the keyboard's charging port and the USB-A end to a power source (e.g., computer USB port, USB wall adapter).

### 4.2 Connectivity Options

The MX Keys S offers two primary connection methods:

- **Logi Bolt USB Receiver:** For a secure, high-performance wireless connection. Plug the Logi Bolt receiver into an available USB port on your computer.
- **Bluetooth Low Energy:** For connecting to devices without a USB port or when a direct connection is preferred.

### 4.3 Pairing Your Keyboard

1. Turn on the keyboard using the power switch located on the top right edge.
2. Select one of the three Easy-Switch keys (1, 2, or 3) at the top right of the keyboard. Press and hold the desired Easy-Switch key for 3 seconds until its LED indicator starts blinking rapidly. This indicates the keyboard is in pairing mode.
3. **For Logi Bolt USB Receiver:** Ensure the Logi Bolt receiver is plugged into your computer. The keyboard should automatically pair.

4. **For Bluetooth:** On your device (computer, tablet, phone), navigate to Bluetooth settings and select "MX Keys S" from the list of available devices. Follow any on-screen prompts to complete the pairing.
5. Repeat for up to three devices using different Easy-Switch keys.

#### 4.4 Logi Options+ App

Download and install the Logi Options+ app from the Logitech website ([www.logitech.com/optionsplus](http://www.logitech.com/optionsplus)) for Windows and macOS. This application allows you to customize keys, create Smart Actions, adjust backlighting, and check battery status.

## 5. OPERATING INSTRUCTIONS

### 5.1 Typing Experience

The MX Keys S features spherically-dished keys designed to match the shape of your fingertips, providing a fluid, precise, and quiet typing experience. The low-profile design contributes to comfortable use over extended periods.

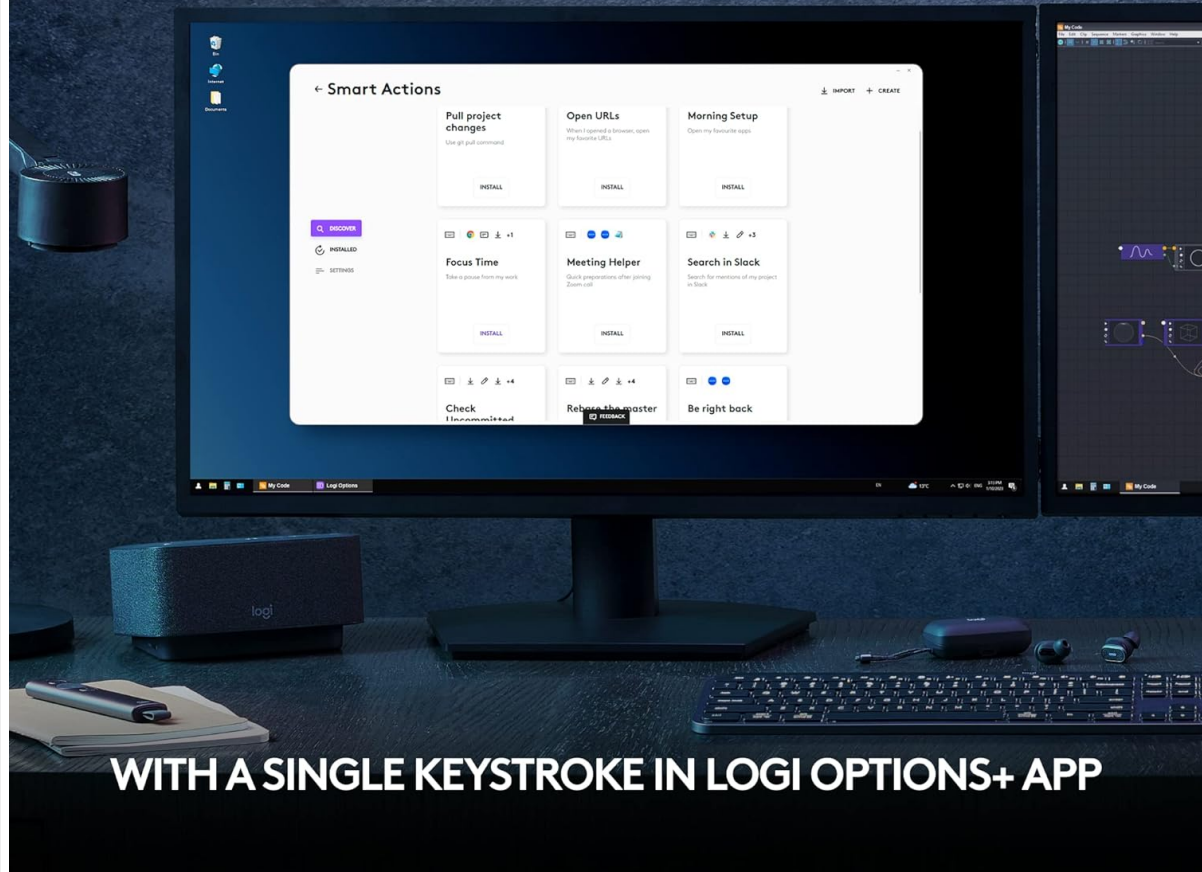


Figure 4: Hands demonstrating the fluid and precise typing experience on the MX Keys S keyboard, emphasizing the comfortable key design.

### 5.2 Smart Actions

Automate repetitive tasks with Smart Actions. Using the Logi Options+ app, you can create custom shortcuts to perform multiple actions with a single keystroke, streamlining your workflow.

# AUTOMATE REPETITIVE TASKS



WITH A SINGLE KEYSTROKE IN LOGI OPTIONS+ APP

Figure 5: The Logi Options+ app allows users to automate repetitive tasks by creating Smart Actions, visible on a dual-monitor setup.

## 5.3 Smart Illumination

The keyboard features smart backlighting that illuminates as your hands approach and automatically adjusts brightness based on ambient light conditions. You can customize illumination brightness and duration settings via the Logi Options+ app.

# CUSTOMIZABLE SMART ILLUMINATION

ADJUST ILLUMINATION BRIGHTNESS AND DURATION

Figure 6: Customizable smart illumination on the MX Keys S keyboard, showing the keys lighting up as hands approach.

## 5.4 Multi-Device Switching

Effortlessly switch between up to three paired devices (e.g., Windows PC, Mac, tablet) using the dedicated Easy-Switch keys (1, 2, 3) located at the top right of the keyboard.

# CONNECT WITH UP TO 3 DEVICES



Figure 7: The MX Keys S keyboard connected to multiple devices, including two monitors and a tablet, demonstrating its multi-device capability.

## 5.5 Operating System Compatibility

The MX Keys S is compatible with a wide range of operating systems, including Windows 10, Windows 11, macOS 10.15 or later, Linux, Chrome OS, iOS 14 or later, iPadOS 14 or later, and Android 8.0 or later. Basic functions are supported without software for systems other than Windows and macOS.

**Note for macOS users:** If FileVault is enabled, it might prevent password entry at startup or reboot when connected via Bluetooth. In such cases, use the Logi Bolt USB Receiver.

## 6. MAINTENANCE

### 6.1 Cleaning

To clean your keyboard, gently wipe the keys and surface with a soft, lint-free cloth. For stubborn dirt, slightly dampen the cloth with water or a mild, non-abrasive cleaner. Avoid excessive moisture and harsh chemicals.

### 6.2 Battery Care

The keyboard is equipped with a rechargeable Li-Po (1500 mAh) battery. Battery life can vary based on usage conditions and backlighting settings. To maximize battery life, consider adjusting backlighting intensity or duration via the Logi Options+ app. Recharge the keyboard when the battery indicator shows low power.

## 7. TROUBLESHOOTING

- **Keyboard not connecting:** Ensure the keyboard is powered on and fully charged. Verify that the correct Easy-Switch channel is selected. For Bluetooth, check your device's Bluetooth settings. For Logi Bolt, ensure the receiver is securely plugged in.
- **Backlighting issues:** Check ambient light conditions as backlighting is adaptive. Adjust brightness settings in the Logi Options+ app.
- **Typing delays or missed keystrokes:** Ensure the keyboard is within range of your device. Check for interference from other wireless devices. If using Bluetooth, try connecting via the Logi Bolt USB Receiver.
- **Customization not working:** Ensure the Logi Options+ app is installed and up-to-date on your Windows or macOS device.

## 8. SPECIFICATIONS







| Attribute                      | Detail                                                                           |
|--------------------------------|----------------------------------------------------------------------------------|
| Brand                          | Logitech                                                                         |
| Model Number                   | 920-011559                                                                       |
| Series                         | MX Keys Master                                                                   |
| Connectivity Technology        | Bluetooth Low Energy, Logi Bolt USB Receiver                                     |
| Keyboard Description           | Wireless, Low Profile, Backlit                                                   |
| Operating System Compatibility | Windows 10/11, macOS 10.15+, Linux, Chrome OS, iOS 14+, iPadOS 14+, Android 8.0+ |
| Item Weight                    | 810 g (1.79 pounds)                                                              |
| Product Dimensions             | 430.2 x 131.63 x 20.5 mm (17.74 x 5.81 x 1.56 inches)                            |
| Color                          | Pale Grey                                                                        |
| Power Source                   | Rechargeable Li-Po (1500 mAh) Battery                                            |
| Keyboard Backlighting Color    | White (customizable via Logi Options+)                                           |

## 9. WARRANTY AND SUPPORT

For warranty information and technical support, please visit the official Logitech support website or refer to the documentation included with your product. Logitech provides resources for troubleshooting, driver downloads, and product registration.

**Related Documents - 920-011559**



|                                                                                                                                                                                                                                                                                                                                    |                                                                                                                                                                                                                                                                                                                                                                    |
|------------------------------------------------------------------------------------------------------------------------------------------------------------------------------------------------------------------------------------------------------------------------------------------------------------------------------------|--------------------------------------------------------------------------------------------------------------------------------------------------------------------------------------------------------------------------------------------------------------------------------------------------------------------------------------------------------------------|
|  <p>logitech<br/>MX KEYS<br/>Advanced Wireless Illuminated Keyboard</p> <p>THINK IT. MASTER IT.</p> <p>MEET THE NEW KEY</p>                                                                                                                        | <p><a href="#">Logitech MX Keys Advanced Wireless Illuminated Keyboard</a></p> <p>Discover the Logitech MX Keys, an advanced wireless illuminated keyboard designed for efficiency, stability, and precision. Featuring perfect-stroke keys, smart illumination, and multi-device connectivity for a seamless workflow.</p>                                        |
|  <p>Getting Started</p> <p>QUICK SETUP</p> <p>DETAILED SETUP</p> <p>PAIRING</p> <p>SOFTWARE</p> <p>BACKLIGHTING</p> <p>BATTERY</p> <p>LOGITECH FLOW</p>                                                                                           | <p><a href="#">Logitech MX Keys Advanced Wireless Keyboard Setup and Features Guide</a></p> <p>A comprehensive guide to setting up and using the Logitech MX Keys Advanced Wireless Illuminated Keyboard, covering quick setup, detailed setup, pairing, software installation, multi-OS compatibility, battery status, smart backlighting, and Logitech Flow.</p> |
|  <p>Logitech</p> <p>Getting Started</p> <p>Product Features</p> <p>Troubleshooting</p>                                                                                                                                                            | <p><a href="#">Logitech G710+ Mechanical Gaming Keyboard Setup Guide</a></p> <p>Official setup guide for the Logitech G710+ Mechanical Gaming Keyboard, providing instructions for setup, product features, and troubleshooting.</p>                                                                                                                               |
|  <p>Getting Started - MX Mechanical Mini</p> <p>QUICK SETUP</p> <p>DETAILED SETUP</p> <p>PAIRING</p> <p>SOFTWARE</p> <p>BACKLIGHTING</p> <p>BATTERY</p> <p>LOGITECH FLOW</p>                                                                     | <p><a href="#">Logitech MX Mechanical Mini: Getting Started Guide</a></p> <p>A concise guide to setting up and using the Logitech MX Mechanical Mini keyboard, covering connection methods, software, smart backlighting, and Logitech Flow.</p>                                                                                                                   |
|  <p>Getting Started</p> <p>QUICK SETUP</p> <p>DETAILED SETUP</p> <p>PAIRING</p> <p>SOFTWARE</p> <p>BACKLIGHTING</p> <p>BATTERY</p> <p>LOGITECH FLOW</p>                                                                                         | <p><a href="#">Logitech MX Keys Keyboard: Getting Started and Features</a></p> <p>A comprehensive guide to setting up and using the Logitech MX Keys wireless keyboard, covering pairing, software installation, smart backlighting, battery status, and Logitech Flow technology for multi-computer productivity.</p>                                             |
|  <p>Manual - MX Keys Mini Keyboard</p> <p>Logitech MX Keys Mini Manual: Bluetooth Pairing &amp; Setup Guide</p> <p>QUICK SETUP</p> <p>DETAILED SETUP</p> <p>PAIRING</p> <p>SOFTWARE</p> <p>BACKLIGHTING</p> <p>BATTERY</p> <p>LOGITECH FLOW</p> | <p><a href="#">Logitech MX Keys Mini Keyboard: Bluetooth Pairing &amp; Setup Guide</a></p> <p>Comprehensive user manual for the Logitech MX Keys Mini Keyboard, covering Bluetooth pairing, setup, software installation, multi-device connectivity, and feature details for creators.</p>                                                                         |



[\[pdf\]](#) Specifications Borchure

MX Keys S SpecSheet V4 041823 indd Logitech Keyboard 920 011406 Tech America 1077015683

content etilize Manufacturer Brochure |||

MX Keys S Advanced Wireless Illuminated Keyboard BLACK PALE GRAY MASTER YOUR FLOW. Master your fl ... Part # UPC Weight Length Width Height Case Pack

Count Pallet Count Single 920-011406 097855187918 **920-011559** 097855187857 39.51 oz. 17.74 in. 5.81 in. 1.56 in. N/A 392 units Case Pack N/A 100978551...

lang:en score:22 filesize: 1.25 M page\_count: 2 document date: 2023-04-18



[\[pdf\]](#) Specifications Borchure

MX Keys S SpecSheet V4 041823 indd Manufacturer BrochureLogitech Keyboards Caretek IT

Solutions1077015686content etilize Brochure 1077015686 |||

MX Keys S Advanced Wireless Illuminated Keyboard BLACK PALE GRAY MASTER YOUR FLOW. Master your fl ... Part # UPC Weight Length Width Height Case Pack

Count Pallet Count Single 920-011406 097855187918 **920-011559** 097855187857 39.51 oz. 17.74 in. 5.81 in. 1.56 in. N/A 392 units Case Pack N/A 100978551...

lang:en score:19 filesize: 1.25 M page\_count: 2 document date: 2023-04-18