

Manuals+

[Q & A](#) | [Deep Search](#) | [Upload](#)

[manuals.plus](#) /

- › [vidaXL](#) /
- › [vidaXL Headboard 100x5x78/88 cm Fabric Dark Brown Instruction Manual](#)

vidaXL 346035

vidaXL Headboard 100x5x78/88 cm Fabric Dark Brown Instruction Manual

Model: 346035

INTRODUCTION

This manual provides detailed instructions for the assembly, proper use, and maintenance of your vidaXL Headboard 100x5x78/88 cm Fabric Dark Brown. Please read all instructions carefully before beginning assembly and retain this manual for future reference. This classic headboard with a stylish design gives your bed frame a complete look and fits any bedroom.



Image: The vidaXL Headboard 100x5x78/88 cm in dark brown fabric, shown installed on a bed.

SETUP AND ASSEMBLY

The headboard is designed for straightforward assembly. An assembly manual is typically included in the product packaging. Ensure all components are present before starting.

Package Contents:

- Headboard panel (fabric upholstered)
- Wooden support legs
- Mounting hardware (screws, brackets)
- Assembly instructions (separate sheet)

Assembly Steps:

1. **Identify Components:** Unpack all items and verify against the parts list in the included assembly instructions.
2. **Attach Legs:** Secure the wooden support legs to the back of the headboard panel using the provided screws.

Ensure they are firmly attached and aligned.

3. **Adjust Height:** The headboard features adjustable height. Position the legs to your desired height before final tightening.
4. **Mount to Bed Frame:** Align the headboard with your bed frame. Use the provided mounting brackets and screws to securely attach the headboard to the bed frame. If your bed frame does not have pre-drilled holes, you may need to drill pilot holes.
5. **Verify Stability:** Once assembled, gently push and pull the headboard to ensure it is stable and securely attached to the bed frame.

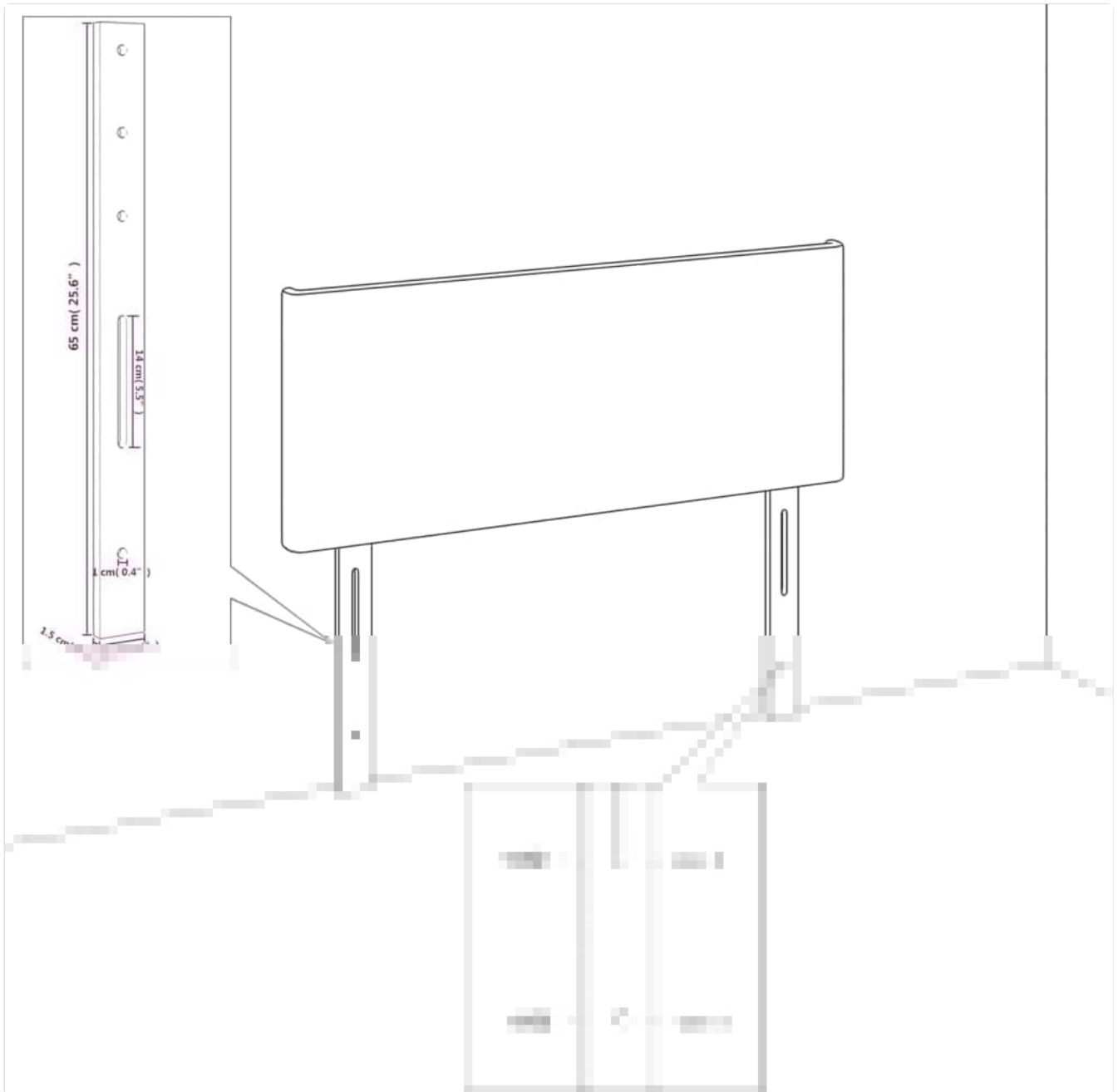


Image: Diagram illustrating the mounting points and adjustable height of the headboard legs.

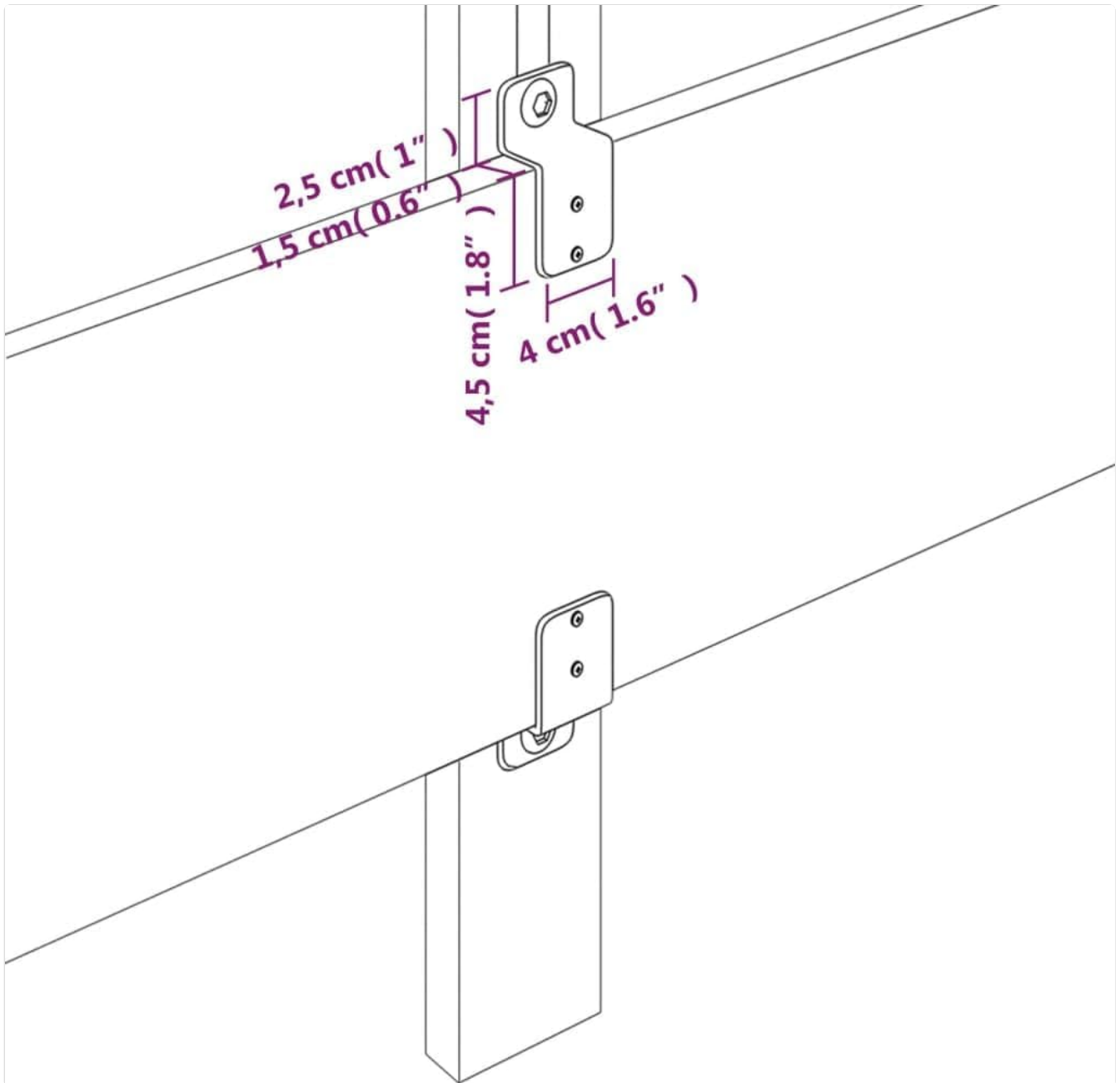


Image: Detailed view of the mounting bracket used to attach the headboard to a bed frame.

USAGE

This headboard is designed to provide comfortable back support and enhance the aesthetic of your bed. It offers excellent support when sitting upright in bed for activities such as reading, watching television, or using a laptop.

Key Features:

- **Comfortable Support:** The padded design provides a soft and supportive surface for your back.
- **Adjustable Height:** Customize the headboard's height to best suit your bed frame and personal preference.
- **Durable Fabric:** The upholstery is made from a breathable and durable fabric, ensuring longevity and a clean appearance.

CARE AND MAINTENANCE

Proper care will help maintain the appearance and extend the lifespan of your headboard.

Cleaning Instructions:

- **Regular Dusting:** Gently vacuum the fabric upholstery with a soft brush attachment to remove dust and loose particles.
- **Spot Cleaning:** For spills, immediately blot with a clean, dry cloth. For stubborn stains, use a mild fabric cleaner specifically designed for upholstery. Test the cleaner on an inconspicuous area first.
- **Avoid Harsh Chemicals:** Do not use abrasive cleaners, bleach, or strong detergents, as these can damage the fabric and color.
- **Wooden Legs:** Wipe wooden legs with a soft, damp cloth. Avoid excessive moisture.



Image: A close-up view of the dark brown fabric, highlighting its texture and weave.



Image: Another detailed view of the headboard's fabric, showing the quality of the upholstery.

TROUBLESHOOTING

If you encounter any issues with your headboard, refer to the following common solutions:

Problem	Possible Cause	Solution
Headboard is wobbly or unstable.	Loose screws or improper attachment to the bed frame.	Check all screws and bolts, ensuring they are tightened. Verify that the headboard is securely attached to the bed frame using the provided brackets.
Headboard height is incorrect.	Legs not adjusted to the desired height.	Loosen the leg attachment screws, adjust the headboard to the preferred height, and re-tighten the screws firmly.

Problem	Possible Cause	Solution
Fabric appears stained or dirty.	Accumulated dust or spills.	Refer to the "Care and Maintenance" section for cleaning instructions. Promptly address spills.

SPECIFICATIONS

Feature	Detail
Brand	vidaXL
Model Number	346035
Color	Dark Brown
Material	Fabric (100% polyester), Engineered wood, Solid larch wood
Filling Material	Foam
Dimensions (W x D x H)	100 x 5 x 78/88 cm (39.4" x 2" x 30.7"/34.6")
Special Features	Padded, Adjustable Height
Mounting Type	Mounts to bed frame
Item Weight	6.4 kg

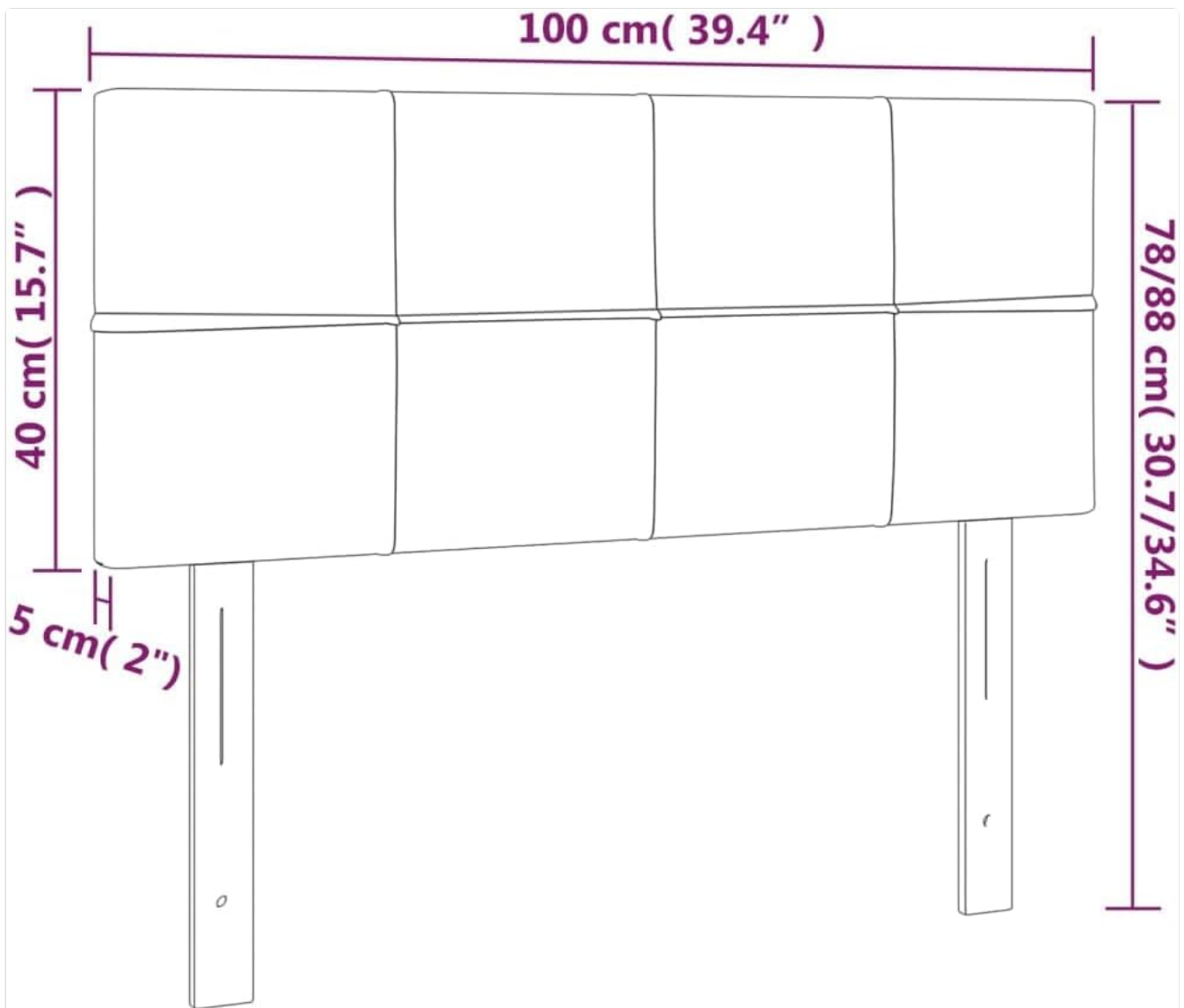


Image: Technical drawing with detailed dimensions of the headboard, including width, depth, and adjustable height.

WARRANTY AND SUPPORT

For warranty information or technical support, please contact vidaXL directly or refer to their official website. Keep your purchase receipt as proof of purchase.

Manufacturer: vidaXL

Seller: vidaXL B.V.

You can visit the [vidaXL Store on Amazon](#) for more information or to contact customer service.