

Amico 2HLSSFLB

Amico Smart LED Motion Sensor Outdoor Lights User Manual

Model: 2HLSSFLB

PRODUCT OVERVIEW

The Amico Smart LED Motion Sensor Outdoor Light is a 40W, 4000 LM security floodlight designed for outdoor use in areas such as garages, yards, and porches. It features adjustable color temperature (2700K-6500K) and brightness, app control via Wi-Fi, motion sensing capabilities, and an IP65 waterproof rating. This smart light offers various operational modes including sensor mode, micro-bright mode, and manual mode, providing flexible lighting solutions and enhanced security.



Figure 1: Amico Smart LED Motion Sensor Outdoor Light with its mobile application interface.

KEY FEATURES

- **App Control:** Manage settings conveniently via the "joinin home" app over 2.4Ghz WiFi, eliminating the need for physical adjustments.
- **Adjustable Brightness & Color Temperature:** Customize light output from 1% to 100% brightness and color temperature from 2700K (warm white) to 6500K (cool white).
- **Motion Sensor Mode:** Automatically activates when motion is detected (people, animals, cars) with adjustable sensing distance (up to 70FT) and lighting duration (5 seconds to 60 minutes).

- **Micro-Bright Mode:** Provides low-brightness standby (1%-30%) to save energy, transitioning to full illumination upon motion detection. Standby time adjustable from 1 minute to 8 hours.
- **Manual Mode:** Functions as a standard outdoor floodlight, allowing manual control, delayed shut-off, or scheduled on/off times.
- **Group Control & Linked Devices:** Control multiple lights from one phone and link devices for synchronized operation (e.g., garage light on, porch light activates). Device sharing with family members is supported.
- **IP65 Waterproof:** Durable, weatherproof design ensures reliable outdoor performance in various conditions.
- **Easy Installation:** Designed for simple wall mounting with straightforward wiring.
- **Durable Metal Design:** Constructed with corrosion and rust-resistant aluminum for long-lasting performance and efficient heat dissipation.

INSTALLATION GUIDE

Safety Precautions

- Ensure power is turned off at the circuit breaker before installation.
- Consult a qualified electrician if you are unsure about wiring procedures.
- Wear appropriate safety gear, including gloves and eye protection.

Mounting Options

The Amico Smart LED Motion Sensor Outdoor Light can be mounted on a wall or soffit, providing flexibility for various outdoor lighting needs.




Figure 2: Soffit Mounted vs. Wall Mounted Installation.

Wiring Steps

1. Attach the mounting bracket to the desired surface using appropriate screws.
2. Connect the light's wires to your household wiring:
 - Connect the **black** wire (Live) from the light to the **black** wire from the junction box.
 - Connect the **white** wire (Neutral) from the light to the **white** wire from the junction box.
 - Connect the **green** wire (Ground) from the light to the **green** or bare copper wire from the junction box.
3. Secure connections with wire nuts.

4. Mount the light fixture onto the bracket and secure it.



Figure 3: Wiring connections for the Amico Smart LED Motion Sensor Outdoor Light.

OPERATING INSTRUCTIONS

App Control (Joinin Home App)

To utilize the smart features, download the "joinin home" app and pair the device via 2.4Ghz WiFi. The app allows for comprehensive control and customization.

- **Brightness and Color Temperature Adjustment:** Use the app to set brightness from 1% to 100% and color temperature from 2700K (warm) to 6500K (cool).
- **Mode Selection:** Switch between Manual, Sensor, and Micro-Bright modes.
- **Scheduling:** Set custom on/off schedules or delayed shut-off timers.
- **Group Control:** Link multiple Amico smart lights to control them simultaneously or create automated sequences.



APP Control

Avoid repeatedly moving the ladder



Troublesome



Convenient



Figure 4: App control offers convenience over manual adjustments.



Customizable Light

Set different lights according to different locations

Warm white

Cold white



1%

brightness

100%



2700K

color temperature

6500K

Figure 5: Customizable light settings for brightness and color temperature.

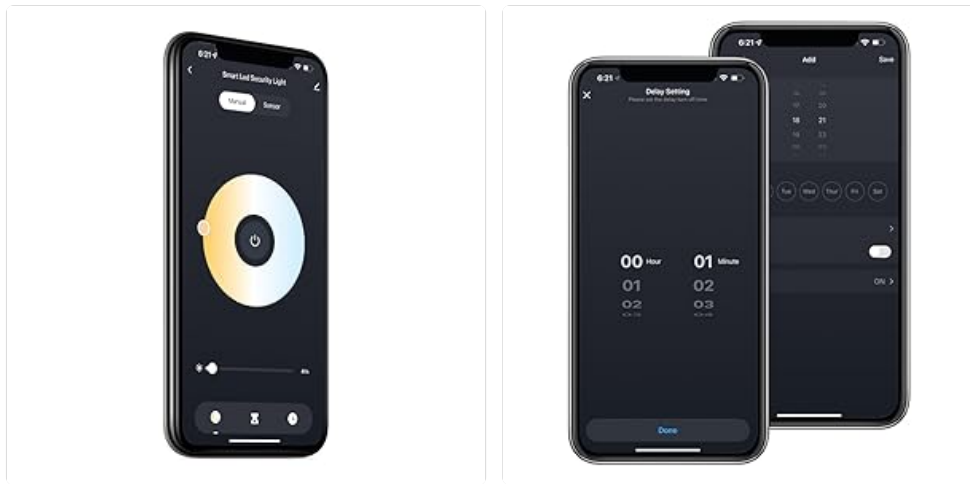


Figure 6: App interfaces for color/brightness adjustment and scheduling.

Sensor Mode

In Sensor Mode, the light automatically turns on when motion is detected. You can adjust the sensitivity and duration of the light.

- **Sensing Distance:** Adjustable up to 70 feet.
- **Lighting Time:** Adjustable from 5 seconds to 60 minutes after motion detection.
- **Event Records:** The app provides a log of motion detection events.



Sensor Mode

Never let you step into darkness

5s-60min
(lighting time)

MAX 70FT (adjustable)

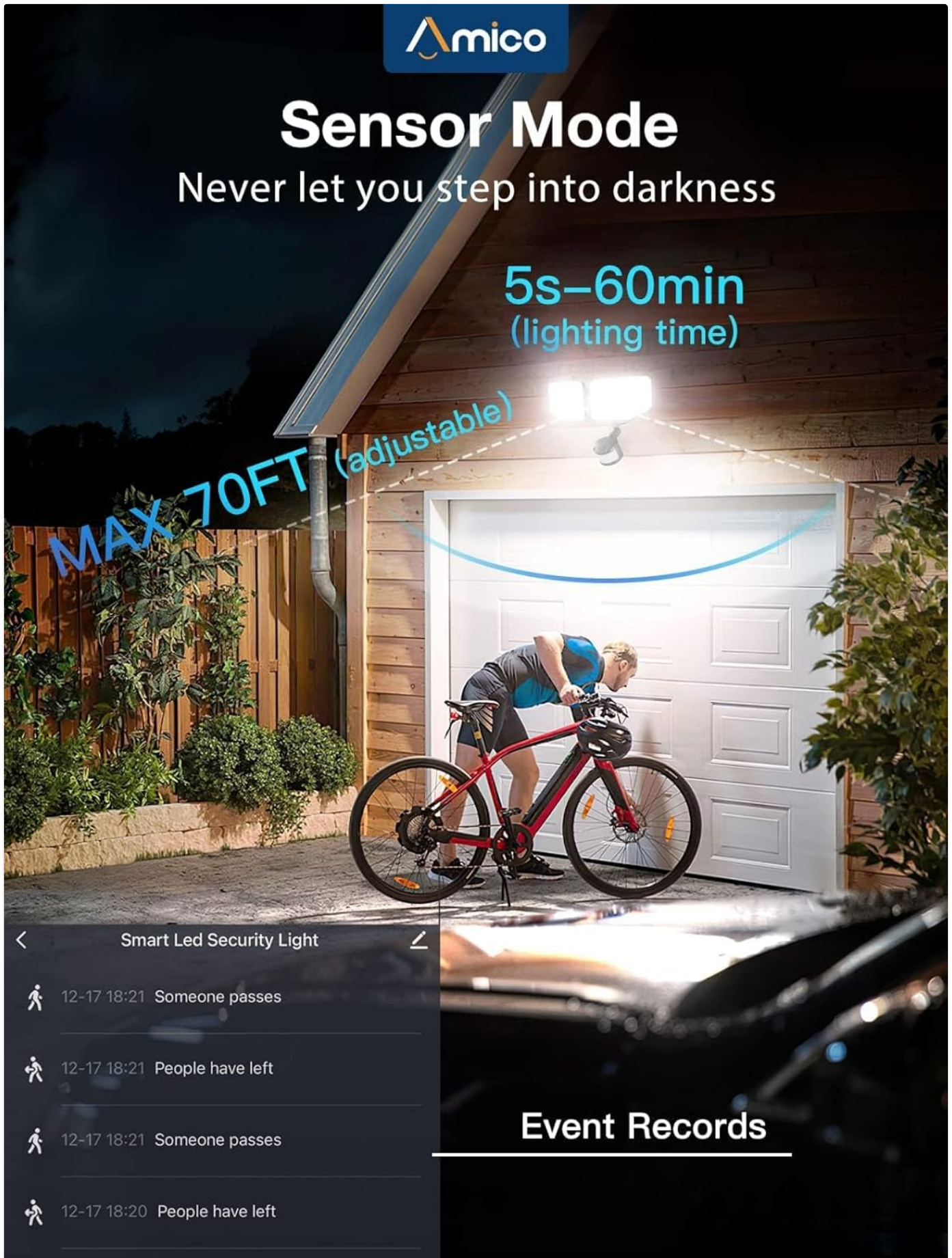


Figure 7: Motion sensor in action, detecting movement up to 70 feet.

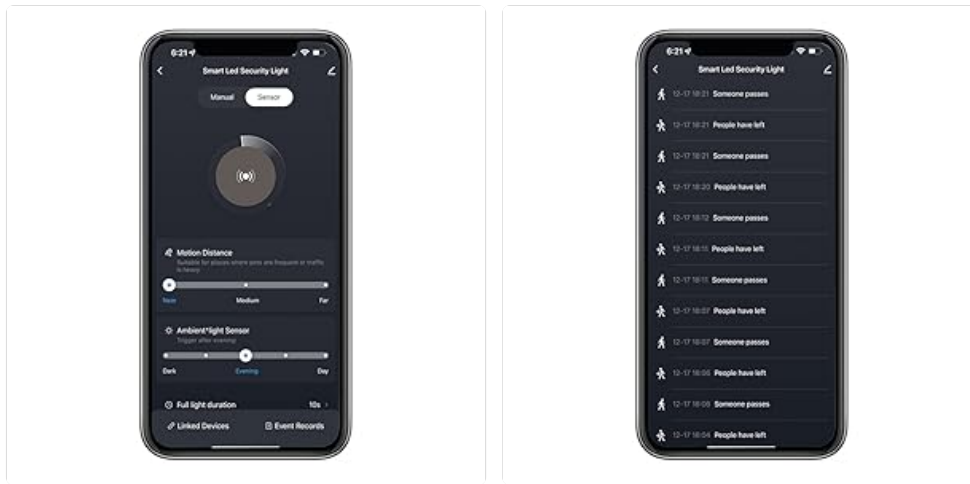


Figure 8: App interfaces for sensor settings and event logs.

Micro-Bright Mode

This mode allows the light to maintain a low brightness (1%-30%) when no motion is detected, saving energy. It will switch to full brightness upon motion detection.

- **Standby Brightness:** Adjustable from 1% to 30%.
- **Standby Time:** Adjustable from 1 minute to 8 hours.

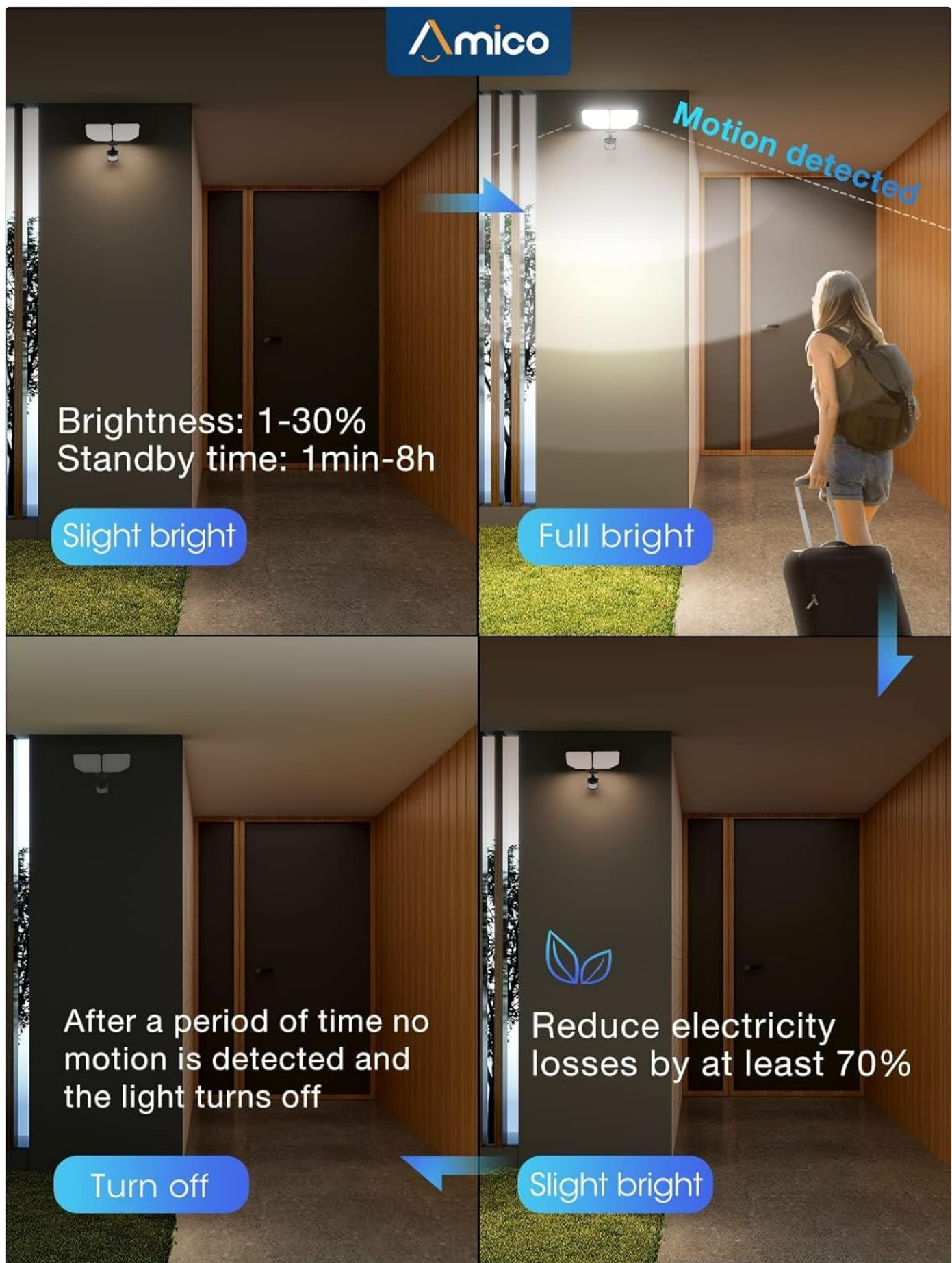


Figure 9: Illustration of Micro-Bright Mode operation.

Voice Control

The Amico Smart LED Motion Sensor Outdoor Light is compatible with voice assistants like Alexa, allowing for hands-free control of basic functions such as turning the light on/off.



Voice Control

Work with Alexa, enjoy smart life



1%–100%

Brightness



2700K–6500K

Color temperature



on/off

Power

"Alexa, turn off the security light"

"OK"

Figure 10: Voice control integration for smart home convenience.

MAINTENANCE

- **Cleaning:** Periodically wipe the light fixture with a soft, damp cloth to remove dust and debris. Do not use abrasive cleaners or

- solvents.
- **Inspection:** Regularly check the wiring and mounting for any signs of wear, damage, or loosening. Ensure the motion sensor lens is clear of obstructions.
 - **Software Updates:** Keep the "joinin home" app updated to the latest version to ensure optimal performance and access to new features.



Figure 11: The light's IP65 waterproof design and efficient heat dissipation contribute to its durability and low maintenance.

TROUBLESHOOTING

Problem	Possible Cause	Solution
Light does not turn on.	No power; loose wiring; faulty light.	Check circuit breaker. Ensure all wiring connections are secure. Contact customer support if light remains unresponsive.
Motion sensor not detecting.	Sensor obstructed; incorrect sensitivity setting; outside detection range.	Clear any obstructions from the sensor lens. Adjust sensor sensitivity in the app. Ensure motion occurs within the 70FT detection range.
Light stays on constantly.	Continuous motion; incorrect mode setting; faulty sensor.	Check for continuous motion in the detection area. Verify the light is in Sensor Mode and not Manual Mode in the app.
Cannot connect to Wi-Fi/App.	Incorrect Wi-Fi band (not 2.4Ghz); weak signal; incorrect pairing steps.	Ensure your router is broadcasting a 2.4Ghz Wi-Fi signal. Move closer to the router. Follow the app's pairing instructions carefully.
Brightness/Color temperature not adjusting.	App glitch; connectivity issue.	Restart the app and the light (power cycle). Check Wi-Fi connection. Ensure the app is updated.

SPECIFICATIONS

Attribute	Detail
Brand	Amico
Model Number	2HLSSFLB

Attribute	Detail
Power Source	Corded Electric
Wattage	40 watts
Brightness	4000 lumens
Color Temperature	2700K - 6500K (Adjustable)
Control Method	App, Voice
Connectivity Protocol	Wi-Fi (2.4Ghz)
Motion Sensor Range	Up to 70 feet
Water Resistance Level	IP65 Waterproof
Material	Aluminum
Product Dimensions	11.22 x 7.16 x 5.67 inches
Item Weight	2.2 pounds

WARRANTY AND SUPPORT

For warranty information and technical support, please contact Amico customer service. Refer to the product packaging or the official Amico website for the most current contact details.

Manufacturer: Amico

Website: [Amico Official Store on Amazon](#)