

[manuals.plus](#) /

› [Padmate](#) /

› [Padmate C21 Smart Watch User Manual](#)

## Padmate MG-Padmate C21

# Padmate C21 Smart Watch User Manual

Model: MG-Padmate C21

## 1. PRODUCT OVERVIEW

---

The Padmate C21 Smart Watch is a versatile fitness tracker and smartwatch designed for men and women. It features Alexa Built-in, Bluetooth call functionality, a 1.69-inch touch screen, and comprehensive health monitoring capabilities. This manual provides detailed instructions for setup, operation, and maintenance.



Figure 1: Padmate C21 Smart Watch

This image displays the Padmate C21 Smart Watch from a front-facing angle, showcasing its square display and black silicone strap. The screen shows time, battery percentage, date, and step count, along with heart rate, calorie, and distance metrics.

## 2. GETTING STARTED

---

### 2.1 Package Contents

- Padmate C21 Smart Watch
- USB Charging Cable
- User Manual

### 2.2 Initial Charging

Before first use, fully charge your Padmate C21 Smart Watch. Connect the magnetic charging cable to the charging contacts on the back of the watch and plug the USB end into a power adapter (not included) or a computer's USB port. A full charge typically takes approximately 2 hours.



Figure 2: Magnetic Charging

This image illustrates the magnetic charging process for the Padmate C21 Smart Watch. The watch is shown connected to its charging cable, highlighting the magnetic connection points on the back of the device. The image also indicates a 2-hour charging time for a full charge and an 8-day battery life.

### 2.3 App Download and Pairing

To unlock the full functionality of your Padmate C21 Smart Watch, download the "VeryFit" app from your smartphone's app store (available for Android and iPhone). Follow the in-app instructions to pair your watch via Bluetooth. Ensure Bluetooth is enabled on your smartphone and keep the watch close to your phone during the pairing process. The app will guide you through connecting the main device and the Bluetooth call function (ID208 BT).

Your browser does not support the video tag.

#### Video 1: How to connect C21 smart watch to Bluetooth?

This video demonstrates the step-by-step process of connecting the Padmate C21 Smart Watch to your smartphone via Bluetooth using the companion app. It shows the app interface for device pairing and confirmation of successful connection.

## 2.4 Alexa Setup

The Padmate C21 Smart Watch features Alexa Built-in. To enable voice commands and access Alexa features, log in with your Amazon account through the VeryFit app. This allows you to set alarms, check weather, control smart home devices, and more using your voice.

Your browser does not support the video tag.

#### Video 2: How to connect C21 smart watch to Alexa?

This video tutorial guides users through the process of connecting their Padmate C21 Smart Watch to Alexa via the companion app. It illustrates the steps for logging into an Amazon account to enable Alexa voice control features on the smartwatch.

## 3. OPERATING YOUR SMART WATCH

---

### 3.1 Basic Navigation

The Padmate C21 Smart Watch features a responsive 1.69-inch touch screen for navigation. Swipe across the screen to access different functions and menus. The side button can be used to return to the home screen or activate specific features.

### 3.2 Bluetooth Call and Message Reminders

Once paired, the watch allows you to answer and make calls directly from your wrist using its built-in microphone and speaker. You will also receive message notifications from various apps on your phone.

# Bluetooth Call/ Message Reminder



Call Receive/Dial



Built in Mic/Speaker



Call Records



Message Notification



Figure 3: Bluetooth Call and Message Reminders

This image highlights the Bluetooth call and message reminder features of the Padmate C21 Smart Watch. It shows the watch on a wrist displaying incoming messages and icons representing call receive/dial, built-in mic/speaker, call records, and message notifications.

## 3.3 Voice Control with Alexa

With Alexa Built-in, you can use voice commands to interact with your watch. Simply press and hold the side button until Alexa appears on the screen, then speak your command. This feature allows for hands-free control of various functions.

# Voice Control Intelligent Interaction



Figure 4: Voice Control Intelligent Interaction

This image shows the Padmate C21 Smart Watch on a wrist, with its screen displaying a "Thinking..." prompt and the Alexa logo, indicating active voice control. The "Alexa built-in" badge is prominently featured.

## 3.4 Personalized Watch Faces

Customize your watch's appearance by choosing from dozens of watch faces available through the VeryFit app. You can also upload your own photos to create a unique and personalized watch face.



Figure 5: Personalized Watch Faces

This image showcases various personalized watch faces available for the Padmate C21 Smart Watch, ranging from digital to analog styles, some displaying health metrics. The watch itself is shown with a dynamic watch face, emphasizing customization options.

### 3.5 Additional Functions

The Padmate C21 Smart Watch offers several other practical features:

- **Music Control:** Control music playback on your smartphone directly from the watch.
- **Find Phone:** Locate your misplaced phone by triggering an alarm from your watch.
- **Weather Notification:** Receive real-time weather updates on your wrist.
- **Time Function:** Includes alarms, timers, and stopwatch.
- **Noise Monitoring:** Monitor ambient noise levels.
- **Reminder Module:** Set reminders for various activities, such as moving or drinking water.

# Personalized Watch Faces

Choose from dozens of watch faces to suit your mood and outfit.  
You can even upload your own photos for a more personalized watch face.



Figure 6: More Practical Functions

This image highlights several practical functions of the Padmate C21 Smart Watch, including Noise Monitoring, Time Function, Weather Notification, Music Control, Reminder Module, and Find Phone, each depicted with a corresponding visual on the watch screen.

## 4. HEALTH AND FITNESS TRACKING

The Padmate C21 Smart Watch is equipped with advanced sensors to monitor your health and track your fitness activities.

### 4.1 Health Monitoring

- **Heart Rate Monitoring:** Provides 24/7 continuous heart rate tracking.
- **Sleep Quality Monitoring:** Tracks sleep patterns, including REM, deep, and light sleep.
- **SpO2 Monitoring:** Measures blood oxygen levels.
- **Stress Level Monitoring & Breath Training:** Helps manage stress through guided breathing exercises.



Figure 7: All-round Health Management on Your Wrist

This image showcases the comprehensive health management features of the Padmate C21 Smart Watch, including Heart Rate Monitoring, 24/7 Sleep Quality Monitoring, SpO2 Monitoring, and Stress Level Monitoring. The watch displays sleep data, and a smartphone screen shows detailed health data from the app.

## 4.2 Sports Modes and Activity Tracking

The watch supports over 60 sports modes for daily activity and fitness tracking. You can select specific activities like cycling, running, hiking, and swimming to get detailed metrics.

- **Step Counter:** Accurately tracks your daily steps.
- **Calories Burned:** Estimates calorie expenditure during activities.
- **Distance Traveled:** Records the distance covered during workouts.

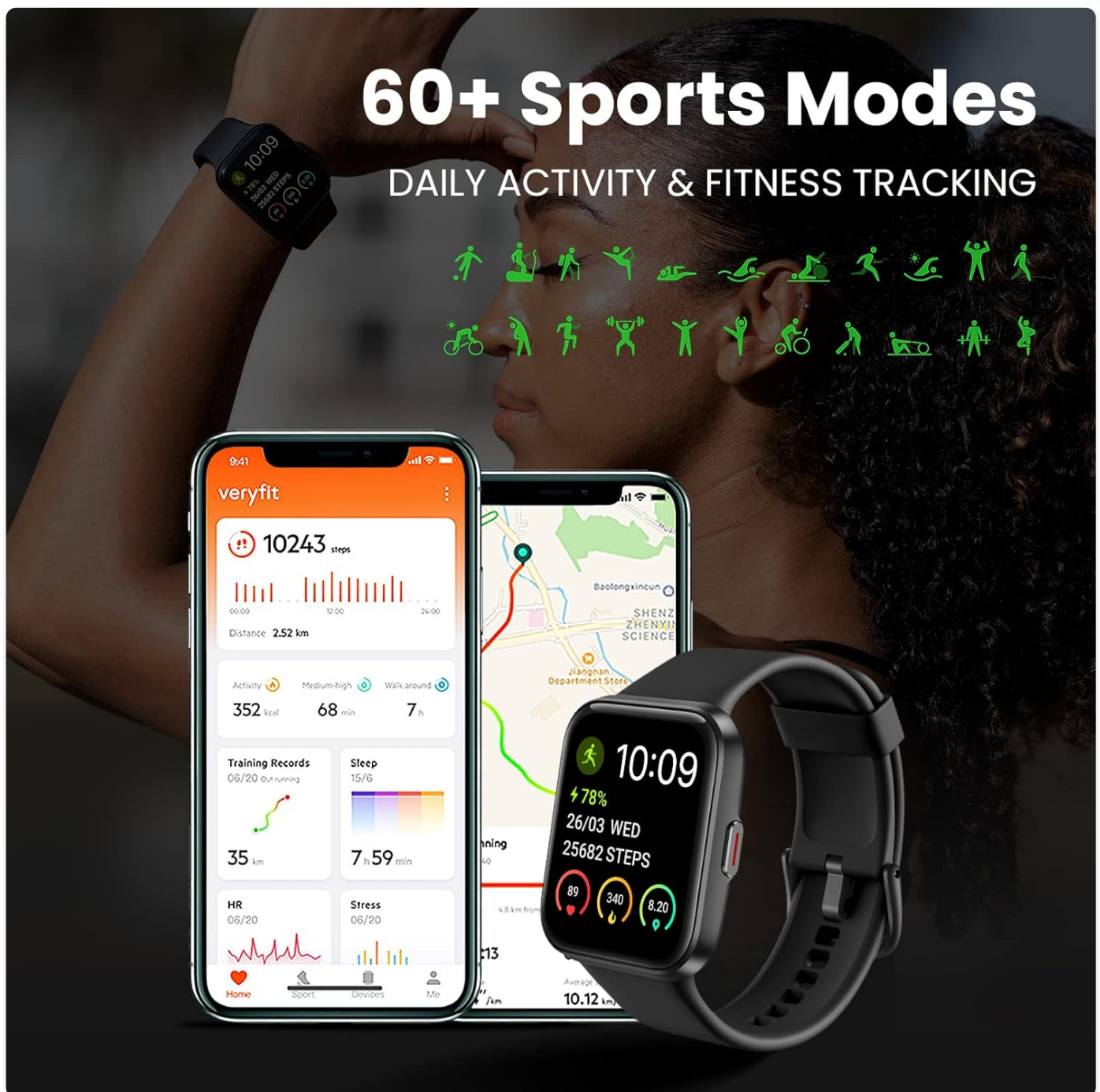


Figure 8: 60+ Sports Modes

This image highlights the extensive range of over 60 sports modes available on the Padmate C21 Smart Watch for daily activity and fitness tracking. It shows the watch displaying various sport options and a smartphone screen with detailed workout data, including steps, distance, and heart rate.

Your browser does not support the video tag.

Video 3: Padmate C21 Smart Watch Activity Fitness Tracker

This video demonstrates the activity and fitness tracking capabilities of the Padmate C21 Smart Watch, showcasing various sports modes and how the watch records workout data.

## 5. MAINTENANCE AND CARE

### 5.1 Water Resistance

The Padmate C21 Smart Watch is IP68 waterproof, meaning it is resistant to dust and can withstand immersion in water up to 1.5 meters for 30 minutes. It is suitable for daily use, including hand washing, rain, and swimming. Avoid hot water,

steam, or prolonged immersion in deep water.

# IP68 Waterproof



Figure 9: IP68 Waterproof

This image visually represents the IP68 waterproof rating of the Padmate C21 Smart Watch, showing the watch submerged in water with bubbles, indicating its resistance to water immersion.

## 5.2 Cleaning and Storage

Regularly clean your watch and strap with a soft, damp cloth. Ensure the charging contacts are dry and clean before charging. Store the watch in a cool, dry place when not in use.

## 6. TROUBLESHOOTING

---

### 6.1 Pairing Issues

If you experience difficulty pairing your watch:

- Ensure Bluetooth is enabled on your phone and the watch is within range.
- Restart both your phone and the watch.
- Check if the VeryFit app has necessary permissions (Location, Bluetooth).
- If the watch was previously paired, try unpairing it from your phone's Bluetooth settings and then re-pairing through the app.

## 6.2 Inaccurate Heart Rate/SpO2 Readings

For accurate readings, ensure the watch is worn snugly on your wrist, about one finger's width away from your wrist bone. The sensors on the back of the watch should be in direct contact with your skin. Avoid wearing it too loosely or too tightly.

## 6.3 Notification Problems

If you are not receiving notifications:

- Verify that notifications are enabled in the VeryFit app for specific applications.
- Check your phone's notification settings to ensure the VeryFit app has permission to send notifications.
- Note that the "Other" notification category may include all remaining app notifications without individual selection.

## 6.4 Alexa Functionality Issues

If Alexa is not responding or is confused:

- Ensure your watch is properly connected to your Amazon account via the VeryFit app.
- Check your internet connection on your phone, as Alexa requires online access.
- Avoid speaking to other Alexa-enabled devices simultaneously, as this may cause confusion.

## 7. SPECIFICATIONS

Feature	Detail
Model Name	MG-Padmate C21
Screen Size	1.69 Inches
Display Type	TFL-LCD (240*280 full touch 2.5D curved glass)
Connectivity	Bluetooth
Operating System	Android (Compatible with Android & iPhone)
Special Features	Sleep Monitor, Activity Tracker, Phone Call, Notifications, Heart Rate Monitor, Alexa Built-in
Water Resistance	IP68
Battery Life	Up to 7-25 days (typical use)
Charging Time	Approx. 2 hours
Item Weight	0.08 Kilograms
Included Components	Smart watch, USB charging cable, user manual

## 8. WARRANTY AND SUPPORT






The Padmate C21 Smart Watch comes with a 1-year warranty. For any product inquiries, technical support, or warranty claims, please contact Padmate customer service through the contact information provided on their official website or through your retailer.

For the latest information and updates, please visit the [Padmate Store on Amazon](#).



© 2024 Padmate. All rights reserved.

### Related Documents - MG-Padmate C21

	<p><a href="#">Padmate S31 Bluetooth Earbuds User Manual &amp; Safety Guide</a></p> <p>Comprehensive user manual for Padmate S31 Bluetooth earbuds. Includes setup, operation, safety tips, warranty details, and FCC compliance information.</p>
	<p><a href="#">Padmate T3 PaMu Scroll Plus TWS Wireless Earbuds User Manual</a></p> <p>This user manual provides essential information for the Padmate T3 PaMu Scroll Plus TWS wireless earbuds, including setup, Bluetooth pairing, charging instructions (wired and wireless), touch controls, battery life, and important safety precautions. It also covers maintenance and charging requirements. This guide is intended for customers of the Rumikom online store.</p>
	<p><a href="#">Padmate S58 True Wireless Earbuds User Manual</a></p> <p>Comprehensive user manual for the Padmate S58 True Wireless Earbuds, detailing features, operation, specifications, and safety information.</p>
	<p><a href="#">Padmate Pamu S32 Wireless Earbuds User Manual and Safety Guide</a></p> <p>Official user manual and safety information for the Padmate Pamu S32 wireless Bluetooth earbuds, including operating instructions, features, and warranty details.</p>
	<p><a href="#">Xiamen Padmate T23C Sport Headphones Quick Guide and Specifications</a></p> <p>Quick guide, specifications, and FCC compliance information for the Xiamen Padmate T23C Sport headphones.</p>
	<p><a href="#">PaMu Z1 Bluetooth Earphones User Manual - Padmate</a></p> <p>Comprehensive user manual for the Padmate PaMu Z1 Bluetooth Earphones. Find setup instructions, pairing guides, usage tips, touch controls, charging information, and compliance details.</p>