

Apple MQDP3LL/A

Apple Magic Keyboard Folio User Manual

Brand: **Apple**
Model: **MQDP3LL/A**

INTRODUCTION

The Apple Magic Keyboard Folio is a versatile two-piece accessory designed for the iPad (A16 and 10th Generation). It provides a comfortable typing experience, a precise trackpad, and comprehensive front and back protection for your iPad. Its innovative design allows for both a connected keyboard experience and a standalone protective case with an adjustable stand.

This manual provides detailed instructions on setting up, operating, maintaining, and troubleshooting your Magic Keyboard Folio to ensure optimal performance and longevity.



This image displays the Apple Magic Keyboard Folio fully assembled with an iPad, viewed from directly above. It highlights the full-size keyboard, trackpad, and the iPad's display.

SETUP AND CONNECTION

The Magic Keyboard Folio connects to your iPad (10th generation) magnetically via the Smart Connector. No charging or pairing is required, making setup quick and effortless.

Initial Setup:

1. **Unpack Contents:** Ensure you have the Magic Keyboard Folio, which includes the detachable keyboard and the protective

back panel. The product package contains: Magic Keyboard Folio for iPad (10th generation) - US English.

2. **Attach Back Panel:** Align the iPad (10th generation) with the protective back panel. The magnets will automatically snap the iPad into place, securing it firmly.
3. **Attach Keyboard:** Align the keyboard component with the Smart Connector on the edge of your iPad. The magnets will guide the keyboard into the correct position, establishing an instant connection.
4. **Begin Typing:** Once connected, the keyboard and trackpad are immediately ready for use.



A side profile view of the iPad connected to the Magic Keyboard Folio, illustrating the adjustable stand that allows for various viewing angles.

OPERATING THE MAGIC KEYBOARD FOLIO

Typing Experience:

The Magic Keyboard Folio features a full-size keyboard with a 14-key function row, providing a comfortable and responsive typing experience. The keys are designed for quiet operation and precise input.

Trackpad Usage:

The large, click-anywhere trackpad supports Multi-Touch gestures and enables precise cursor control, similar to a traditional computer. You can navigate your iPad, select text, and interact with apps efficiently using the trackpad.

Adjustable Stand:

The protective back panel includes an integrated adjustable stand. This stand allows you to smoothly and continuously adjust the viewing angle of your iPad, making it ideal for various activities such as typing, watching videos, or drawing.



This image shows the two-piece design of the Magic Keyboard Folio, with the iPad propped up by its protective back panel and the keyboard unit detached and placed separately.

MAINTENANCE AND CARE

Proper care ensures the longevity and optimal performance of your Magic Keyboard Folio. Follow these guidelines for maintenance:

- **Cleaning:** Use a soft, lint-free cloth slightly dampened with water to clean the exterior surfaces. Avoid using abrasive materials, aerosols, solvents, or ammonia-based cleaners.
- **Protection:** The protective back panel helps shield your iPad from scratches and minor impacts. When not in use, ensure the keyboard is closed over the iPad to protect the screen.
- **Storage:** Store the Magic Keyboard Folio in a clean, dry environment away from extreme temperatures and direct sunlight.
- **Connectivity:** Keep the Smart Connector on both the iPad and the keyboard clean and free of debris to ensure a reliable connection.

TROUBLESHOOTING

If you encounter issues with your Magic Keyboard Folio, try the following troubleshooting steps:

Keyboard Not Responding:

- **Check Connection:** Ensure the Magic Keyboard Folio is securely attached to the iPad via the Smart Connector. Detach and reattach the keyboard.
- **Clean Smart Connector:** Inspect the Smart Connector on both the iPad and the keyboard for any dust or debris. Gently clean with a soft, dry cloth.
- **Restart iPad:** Sometimes, a simple restart of your iPad can resolve connectivity issues.
- **Software Update:** Ensure your iPad is running the latest version of iPadOS. Go to Settings > General > Software Update.

Trackpad Issues:

- **Check Settings:** Verify trackpad settings on your iPad. Go to Settings > General > Trackpad.

- **Clean Trackpad:** Ensure the trackpad surface is clean and free of smudges or debris.
- **Restart iPad:** As with keyboard issues, restarting the iPad can often resolve trackpad unresponsiveness.

SPECIFICATIONS

Feature	Detail
Product Dimensions	10.22 x 7.68 x 0.89 inches
Item Weight	1.95 pounds
Manufacturer	Apple
Language	English
ASIN	B0BJLFH8RC
Item Model Number	MQDP3LL/A
Date First Available	October 18, 2022
Compatible Devices	iPad (10th generation), iPad (A16)
Connectivity Technology	Smart Connector
Keyboard Description	Flexible, Multifunctional, Multimedia
Recommended Uses	Business, Multimedia, Personal
Special Features	Ergonomic, Foldable, Integrated Stand, Trackpad
Color	White
Number of Keys	78
Style	US English




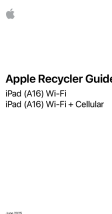


WARRANTY AND SUPPORT

For information regarding warranty coverage, technical support, and service options for your Apple Magic Keyboard Folio, please refer to the official Apple support website or contact Apple customer service directly.

You can find detailed support resources, including FAQs, troubleshooting guides, and contact information, by visiting support.apple.com.



Related Documents - MQDP3LL/A

	<p>iPad (iOS 7)</p> <p>iPad iPad iOS 7 Siri App Store iCloud</p>
	<p>Apple iPad (A16) Recycler Guide: Wi-Fi and Wi-Fi + Cellular</p> <p>A comprehensive guide for electronics recyclers on the safe and efficient disassembly of Apple iPad (A16) Wi-Fi and iPad (A16) Wi-Fi + Cellular models to maximize resource recovery.</p>
	<p>Apple Recycler Guide for iPad (6th, 7th, 8th Generations)</p> <p>A comprehensive guide for electronics recyclers on safely disassembling Apple iPad models (6th, 7th, and 8th generations) to maximize resource recovery and material categorization.</p>
	<p>Apple Recycler Guide for iPad (A16) Wi-Fi and Wi-Fi + Cellular</p> <p>A guide for electronics recyclers on how to disassemble iPad (A16) Wi-Fi and iPad (A16) Wi-Fi + Cellular models to maximize resource recovery. Includes safety considerations, disassembly instructions, and product component information.</p>
	<p>iPad User Guide for iOS 8.4 Software</p> <p>Comprehensive user guide for Apple iPad devices running iOS 8.4 software. Learn how to set up, use, and customize your iPad, including features like Siri, iCloud, FaceTime, Safari, and various apps. Covers troubleshooting and safety information.</p>
	<p>Dracool Backlit Bluetooth Keyboard with Touchpad for iPad 10th Gen - Instruction Manual</p> <p>User guide for the Dracool Backlit Bluetooth Keyboard with Touchpad, compatible with iPad 10th Generation (10.9-inch). Covers setup, pairing, keyboard functions, touchpad gestures, charging, product specifications, and package contents.</p>

[illegible][illegible]

Apple US Education Institution Price List 07 22 2023 Inc apple education pricelists s |||

lang:de score:9 filesize: 2.11 M page_count: 48 document date: 2023-07-22

EPPPList 2023 01 17 EN xls Compatibility Mode Andy Makridis Apple — iMac English Keyboard

lang:en score:9 filesize: 527.41 K page count: 28 document date: 2023-01-20

Official Apple price list for US educational institutions, featuring hardware and software pricing for iMac, MacBooks, iPads, Apple Watch, and more, dated December 7, 2023. Includes details on various models and AppleCare+ options.

lang:en score:9 filesize: 2.15 M page_count: 49 document date: 2023-12-08