

## Apple iPad Pro 12.9-inch (6th Generation)

# Apple iPad Pro 12.9-inch (6th Generation) User Manual


Model: MNXQ3LL/A

## 1. INTRODUCTION

---

This manual provides essential information for the setup, operation, and maintenance of your Apple iPad Pro 12.9-inch (6th Generation). Featuring the powerful M2 chip, a stunning Liquid Retina XDR Display, and advanced Wi-Fi 6E connectivity, your iPad Pro is designed for high performance and versatility.

Please read this manual thoroughly to ensure proper use and to maximize your device's capabilities.



Front view of the Apple iPad Pro 12.9-inch (6th Generation), showcasing its edge-to-edge Liquid Retina XDR display.

## 2. SETUP

---


### 2.1. Unboxing and Initial Charge

Upon opening your iPad Pro package, verify that all components are present:

- 12.9-inch iPad Pro
- USB-C Charge Cable (1 meter)
- 20W USB-C Power Adapter

Before first use, connect your iPad Pro to the 20W USB-C Power Adapter using the provided USB-C Charge Cable. Allow the device to charge for at least 30 minutes or until the battery indicator shows sufficient charge to begin setup.

# What's in the Box



## USB-C Charge Cable



## USB-C Power Adapter



Image illustrating the contents of the iPad Pro box: the iPad Pro device, a USB-C charge cable, and a 20W USB-C power adapter.

## 2.2. Powering On and Initial Configuration

1. Press and hold the **Top button** until the Apple logo appears.
2. Follow the on-screen instructions to select your language and region.
3. Connect to a Wi-Fi network. The iPad Pro supports **Wi-Fi 6E** for fast wireless connections.
4. Set up **Face ID** for secure authentication.
5. Sign in with your **Apple ID** or create a new one.
6. Choose your preferred settings for location services, Siri, and analytics.







## 3. OPERATING INSTRUCTIONS

---

### 3.1. M2 Chip Performance

The iPad Pro is powered by the Apple M2 chip, featuring an 8-core CPU with 4 performance cores and 4 efficiency cores, a 10-core GPU, and a 16-core Neural Engine. This architecture provides significant performance for demanding applications, graphics-intensive tasks, and machine learning operations.

### 3.2. Liquid Retina XDR Display

The 12.9-inch Liquid Retina XDR display offers 1000 nits of full-screen brightness and 1600 nits of peak brightness, alongside a 1,000,000:1 contrast ratio. Advanced display technologies include ProMotion for adaptive refresh rates up to 120Hz, True Tone for ambient light color adjustment, and P3 wide color support for accurate color reproduction. Reference Mode is available for color-accurate workflows.



Two Apple iPad Pro devices side-by-side, showcasing the vibrant and detailed Liquid Retina XDR display quality.

### 3.3. Camera System

The iPad Pro features a versatile camera system:

- **Front Camera:** 12MP Ultra Wide TrueDepth camera with Center Stage, Portrait mode, Portrait Lighting, and Smart HDR 4, ideal for video conferencing and selfies.
- **Rear Cameras:** 12MP Wide and 10MP Ultra Wide cameras with True Tone flash, Smart HDR 4, and support for 4K video recording at 24, 25, 30, or 60 fps, including ProRes video recording.
- **LiDAR Scanner:** Enhances augmented reality (AR) experiences by capturing a depth map of any space.

### 3.4. iPadOS and Multitasking

iPadOS provides a productive, intuitive, and versatile user experience. Key features include:

- **Multitasking:** Run multiple applications simultaneously.
- **Stage Manager:** Organize apps with resizable, overlapping windows and external display support.
- **Scribble:** Use Apple Pencil to write in any text field.
- **App Store:** Access over a million applications, including essential apps like Safari, Messages, and Keynote.



The Apple iPad Pro connected to a Magic Keyboard, with an Apple Pencil magnetically attached, showcasing the iPadOS Stage Manager interface with multiple overlapping application windows.

### 3.5. Apple Pencil (2nd Generation) and Magic Keyboard

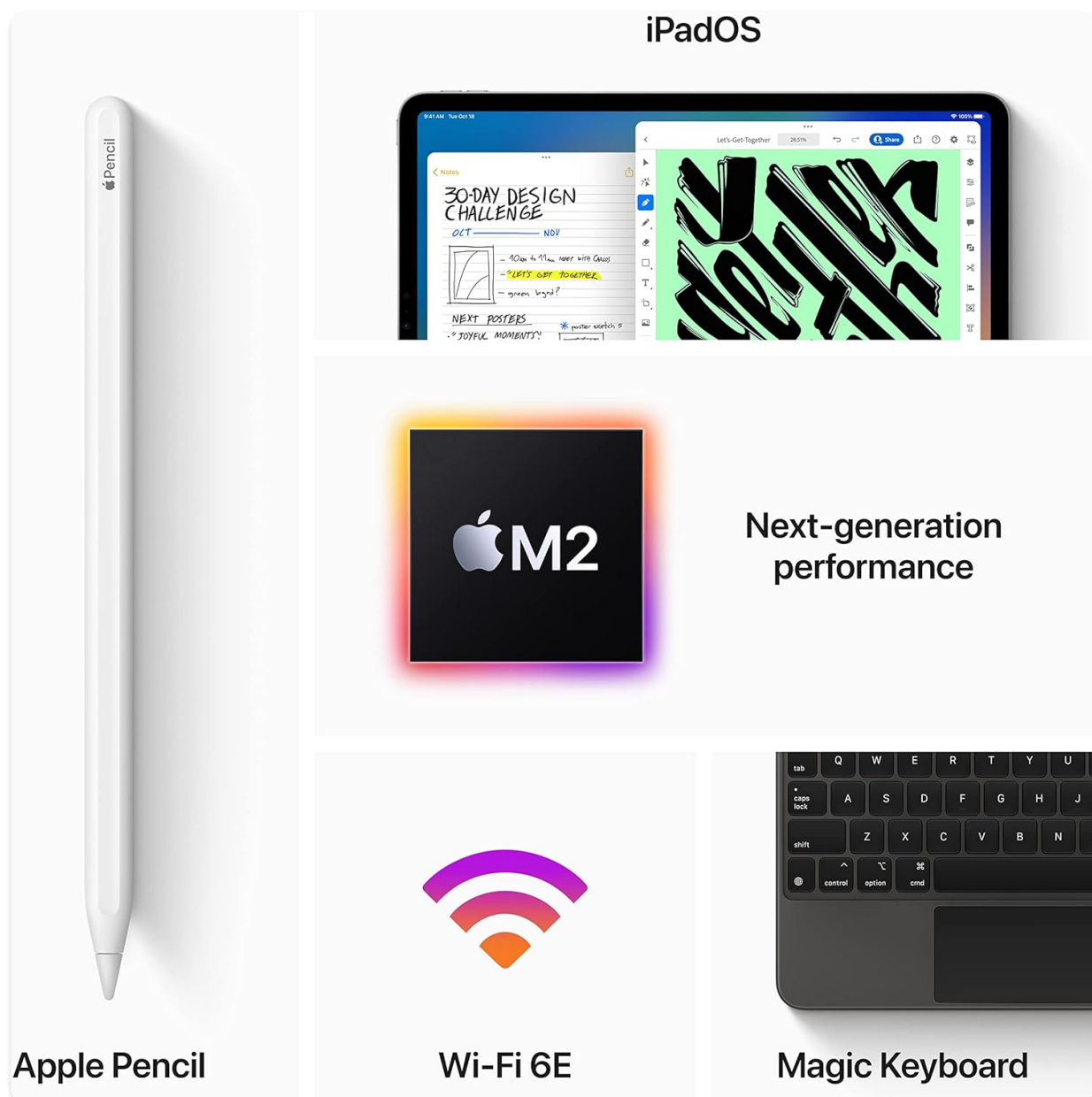
The iPad Pro supports the Apple Pencil (2nd Generation) and Magic Keyboard (both sold separately) to enhance productivity and creativity:

- **Apple Pencil (2nd Generation):** Transforms the iPad Pro into a drawing canvas and note-taking device with precision and low latency.
- **Magic Keyboard:** Provides a comfortable typing experience with a built-in trackpad and doubles as a protective cover for the iPad Pro.





A person using an Apple Pencil to interact with an iPad Pro, demonstrating its utility for creative and productive tasks.



A graphic illustrating key features of the iPad Pro: Apple Pencil, M2 chip for next-generation performance, Wi-Fi 6E, and the Magic Keyboard.

### 3.6. Face ID

Face ID allows you to securely unlock your iPad Pro, authenticate purchases, and sign in to applications using facial recognition.

### 3.7. Connectivity

The iPad Pro supports **Wi-Fi 6E** for high-speed wireless internet access. The **USB-C connector** supports Thunderbolt / USB 4, enabling fast data transfers and connection to various accessories.

## 4. MAINTENANCE

### 4.1. Cleaning Your iPad Pro

- Use a soft, lint-free cloth to clean the screen and exterior.
- Avoid using abrasive materials, aerosols, solvents, or ammonia-based cleaners.
- Dampen the cloth slightly with water if necessary, but avoid getting moisture into any openings.



## 4.2. Battery Care

To optimize battery life:

- Keep your iPadOS updated to the latest version.
- Adjust screen brightness to a comfortable level.
- Disable Wi-Fi or Bluetooth when not in use.
- Limit background app refresh for apps that don't require constant updates.
- The iPad Pro offers up to 10 hours of web surfing on Wi-Fi or video playback, and up to 9 hours using cellular data.

## 4.3. Software Updates

Regularly check for and install iPadOS updates to ensure your device has the latest features, security enhancements, and performance improvements. Go to **Settings > General > Software Update**.

# 5. TROUBLESHOOTING

## 5.1. Common Issues and Solutions

- **Device Not Powering On:** Ensure the iPad Pro is charged. Connect it to the power adapter and wait a few minutes. If it still doesn't turn on, perform a force restart: Press and quickly release the Volume Up button, press and quickly release the Volume Down button, then press and hold the Top button until the Apple logo appears.
- **Wi-Fi Connectivity Problems:** Check if Wi-Fi is enabled in Settings. Restart your Wi-Fi router. Forget the network and reconnect. Ensure your iPadOS is updated.
- **Battery Draining Quickly:** Review battery usage in Settings to identify power-consuming apps. Adjust brightness, disable unnecessary background refresh, and ensure optimal battery care practices.
- **Performance Slowdowns:** Close unused apps. Restart your iPad Pro. Ensure sufficient storage space is available.
- **Face ID Not Working:** Ensure your face is clear and unobstructed. Check Face ID settings. If issues persist, reset Face ID and set it up again.

## 5.2. Further Assistance

If you encounter issues not covered here, or if problems persist, refer to Apple's official support resources or contact Apple Support.

# 6. SPECIFICATIONS

Feature	Detail
Product Dimensions	0.25 x 8.46 x 11.05 inches
Item Weight	1.5 pounds
Manufacturer	Apple

ASIN	B0BJLD4SWD
Item Model Number	MNXQ3LL/A
Batteries	1 Lithium Ion battery required (included)
Date First Available	October 18, 2022
Brand	Apple
Model Name	iPad Pro
Memory Storage Capacity	128 GB
Screen Size	12.9 Inches
Display Resolution Maximum	2732 x 2048 Pixels
Display	12.9-inch Liquid Retina XDR display with ProMotion technology and True Tone
Capacity Options	128GB, 256GB, 512GB, 1TB or 2TB
Chip	Apple M2 chip, 8-core CPU, 10-core GPU, 16-core Neural Engine, 100GB/s memory bandwidth, 8GB RAM (128GB/256GB/512GB models), 16GB RAM (1TB/2TB models)
Camera and Video	12MP Wide and 10MP Ultra Wide cameras with Smart HDR 4 and 4K video at 24, 25, 30, or 60 fps
Front Camera	TrueDepth camera with 12MP Ultra Wide front camera, Center Stage, Portrait mode, Portrait Lighting, and Smart HDR 4
Battery Life	Up to 10 hours of surfing the web on Wi-Fi or watching video; Up to 9 hours of surfing the web using cellular data network
Connector	USB-C connector with support for Thunderbolt / USB 4
Height	11.04 inches (280.6 mm)
Width	8.46 inches (214.9 mm)
Depth	0.25 inch (6.4 mm)
Weight	1.5 pounds (682 grams) Wi-Fi model; 1.51 pounds (685 grams) Wi-Fi + Cellular model
Apple Pencil Support	Apple Pencil (2nd Generation) - sold separately

## 7. WARRANTY AND SUPPORT


### 7.1. Warranty Information



Your Apple iPad Pro is covered by a limited warranty provided by Apple. For detailed information regarding warranty terms, conditions, and coverage, please refer to the warranty documentation included with your product or visit the official Apple website.

7.2. Technical Support

For technical assistance, troubleshooting, or service requests, please visit the official Apple Support website at [support.apple.com/ipad](https://support.apple.com/ipad) or contact Apple Support directly. You can also find extensive resources, FAQs, and community forums on their website.

Related Documents - iPad Pro 12.9-inch (6th Generation)

	<p><a href="#">Apple iPad Recycler Guide: Disassembly and Material Recovery for 6th, 7th, and 8th Generation Models</a></p> <p>This guide provides electronics recyclers with step-by-step instructions for disassembling Apple iPad models (6th, 7th, and 8th generations) to maximize resource recovery. It includes essential safety considerations, recommended tools, and detailed material categorization for proper downstream processing, adhering to environmental regulations.</p>
	<p><a href="#">iPad (iOS 7)</a></p> <p>iPad iPad iOS 7 Siri App Store iCloud</p>
	<p><a href="#">Apple Recycler Guide for iPad (6th, 7th, 8th Generations)</a></p> <p>A comprehensive guide for electronics recyclers on safely disassembling Apple iPad models (6th, 7th, and 8th generations) to maximize resource recovery and material categorization.</p>
	<p><a href="#">Apple iPad Pro (4th &amp; 6th Gen) Recycler Guide: Disassembly and Material Recovery</a></p> <p>Comprehensive recycler guide for Apple iPad Pro 11-inch (4th generation) and 12.9-inch (6th generation) models. Provides detailed step-by-step disassembly instructions and material categorization for efficient resource recovery.</p>

	<p><a href="#">Apple iPad Technician Guide: Overview and Troubleshooting</a></p> <p>Comprehensive technician guide for the Apple iPad, covering overview, hardware information, software updates, and detailed troubleshooting steps for various issues. Includes system requirements and technical resources.</p>
	<p><a href="#">iPhone 12 Pro Max - Dane Techniczne   Specyfikacje Apple</a></p> <p>Szczegółowe dane techniczne iPhone 12 Pro Max, w tym informacje o kolorach, pojemności, wymiarach, wyświetlaczu, aparacie, czipie, baterii, łączności i funkcjach systemu iOS.</p>