

Cuifati XS11

Cuifati XS11 Mini Mobile Phone User Manual

Model: XS11 | Brand: Cuifati

1. INTRODUCTION

The Cuifati XS11 Mini Mobile Phone is a compact and portable smartphone designed for ease of use and convenience. Featuring a 2.5-inch display, Android 6.0 operating system, and 3G internet capabilities, this device is suitable for various daily communication and entertainment needs. Its lightweight and streamlined design make it an ideal companion for students or as a backup phone for travelers.

2. PACKAGE CONTENTS

Please verify that all items listed below are included in your product package:

- Cuifati XS11 Mini Mobile Phone
- USB Charging Cable
- Protective Case
- Screen Protector
- SIM Ejector Tool



Image: Contents of the Cuifati XS11 Mini Mobile Phone package, including the phone, USB cable, protective case, screen protector, and SIM ejector tool.

3. PRODUCT OVERVIEW

The XS11 Mini Mobile Phone combines advanced features with a compact form factor.

3.1 Design and Portability

The phone features a slim, round, and stylish body made from aviation plastic material, offering a comfortable grip and enhanced durability. Its mini compact design allows for easy portability, fitting into small pockets or even worn around the neck or wrist.

Slim body round and stylish
Slim body design, the connection of technology and fashion



Image: The slim and stylish design of the Cuifati XS11 Mini Mobile Phone, showcasing its compact form factor.

Portable
Portable without weight
Small and exquisite, you can hang it on your neck or your
wrist when you go out



Image: Demonstrating the portability of the Cuifati XS11 Mini Mobile Phone, shown being worn around the neck and on the wrist.

3.2 Camera Features

Capture life's moments with the HD camera. It supports high-definition photos with clear details even when zoomed in, and offers wide-angle framing for more comprehensive recording. Features include portrait beauty lens, HD focus with optical image stabilization, macro shot for close-ups, and high-frequency flash.

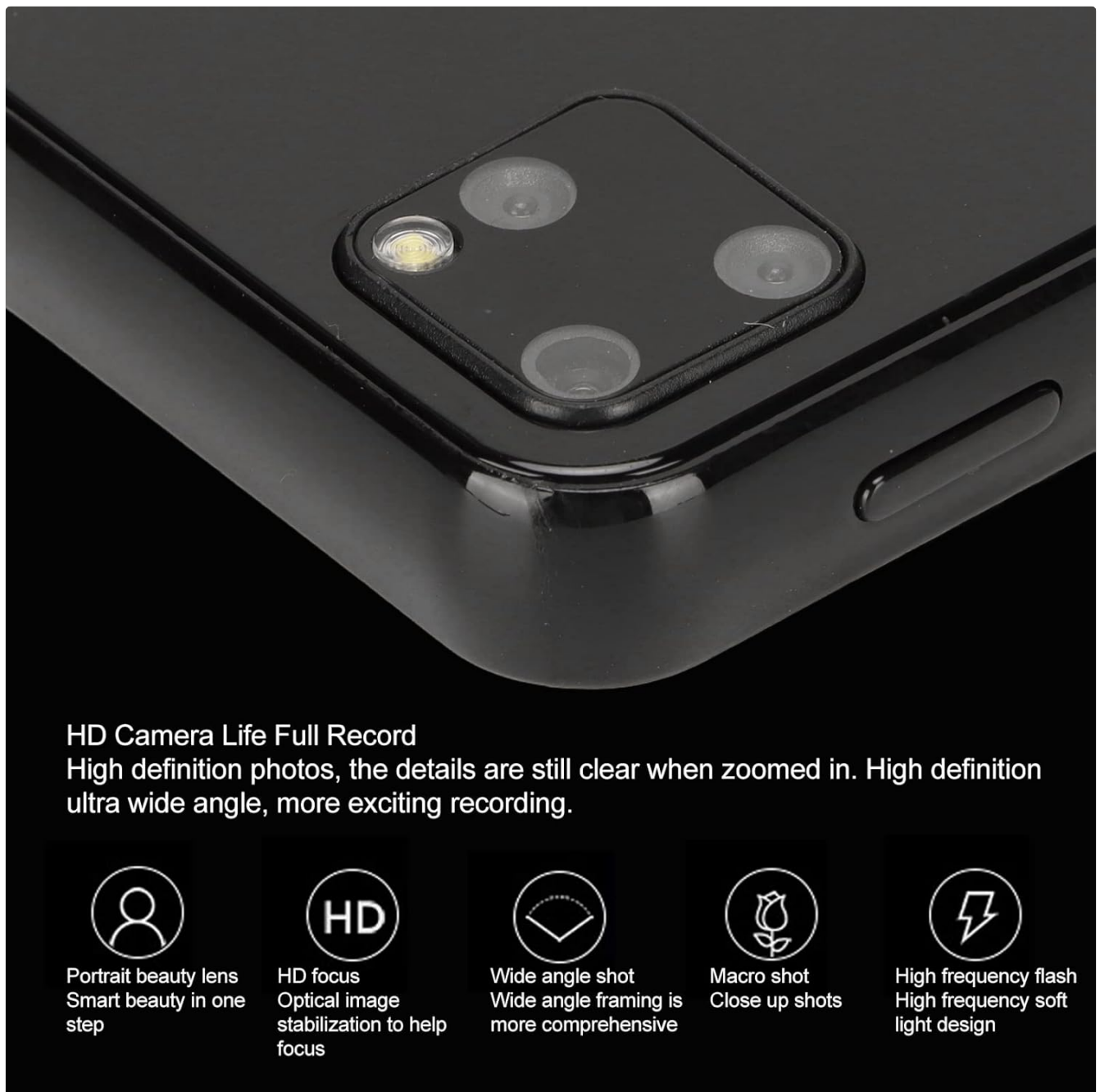


Image: Close-up of the Cuifati XS11 Mini Mobile Phone's camera module, highlighting its HD camera capabilities and various shooting modes.

3.3 Battery and Performance

Equipped with a 1580mAh large capacity polymer battery, the XS11 provides strong battery life for extended use, allowing you to listen to music and watch videos without frequent recharging. It runs on Android 6.0 and supports app downloads, offering a smooth user experience with its quad-core processor and 1GB RAM.

battery life

1580mAh large battery

Equipped with a large capacity polymer battery, with strong battery life, you can listen to songs and watch dramas from morning to night without worrying about power.

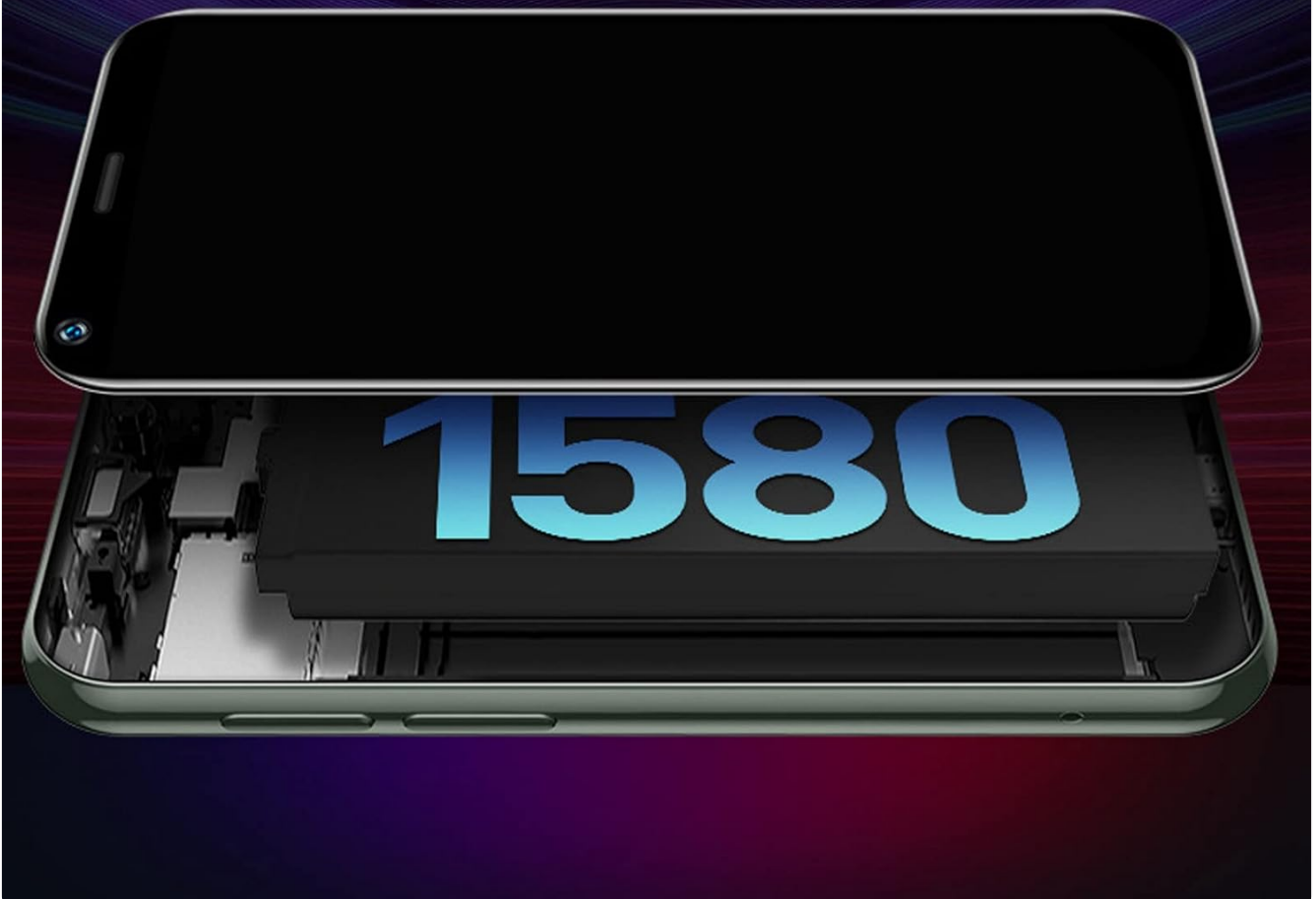


Image: An illustration showing the 1580mAh battery inside the Cuifati XS11 Mini Mobile Phone, emphasizing its large capacity.

3.4 Network and Connectivity

The phone supports 3G internet and features dual SIM dual standby for strong signal reception. It includes AI intelligent star selection and dual frequency positioning technology for accurate navigation. Support for dual card dual standby and Wi-Fi dual antenna ensures high-speed and stable network connections.

network
Dual SIM Dual Standby Strong Signal
AI intelligent star selection and dual frequency positioning
technology make your navigation more accurate and travel
trajectory more accurate.
Support dual card dual standby and WFI dual antenna,
high speed and stable network connection.



Image: The Cuifati XS11 Mini Mobile Phone display showing network status, indicating its dual SIM and strong signal capabilities.

4. SETUP GUIDE

4.1 Inserting SIM Card(s)

1. Locate the SIM card tray on the side of the phone.
2. Insert the SIM ejector tool into the small hole next to the tray to open it.
3. Place your Nano-SIM card(s) into the designated slots on the tray. Ensure the gold contacts face downwards.
4. Carefully push the tray back into the phone until it clicks into place.

4.2 Charging the Device

1. Connect the small end of the provided USB charging cable to the charging port on the bottom of the phone.
2. Connect the larger end of the USB cable to a compatible USB wall adapter or a computer's USB port.
3. Allow the phone to charge until the battery indicator shows a full charge.

4.3 Initial Power On


1. Press and hold the Power button (usually on the side) until the screen lights up.
2. Follow the on-screen prompts to complete the initial setup, including language selection, Wi-Fi connection, and Google account setup.

5. OPERATING INSTRUCTIONS

5.1 Basic Navigation

The XS11 runs on Android 6.0. Use touch gestures to navigate:

- **Tap:** Select an item or open an app.
- **Swipe:** Scroll through screens or lists.
- **Pinch:** Zoom in or out on photos and web pages.
- **Long Press:** Access contextual menus or move icons.



System: for Android native system, support APP application download
for Android system, easy to download various types of APP software, large memory blessing, make the operation more fluent.

Image: The Cuifati XS11 Mini Mobile Phone displaying its Android interface, ready for app downloads and usage.

5.2 Connecting to Wi-Fi

1. Go to **Settings > Wi-Fi**.
2. Toggle Wi-Fi **On**.
3. Select your desired network from the list.
4. Enter the password if prompted, then tap **Connect**.

5.3 Making Calls and Sending Messages

Use the pre-installed Phone and Messaging applications for communication. Ensure your SIM card is active and has sufficient balance or plan.

5.4 App Usage and Downloads

The phone supports downloading various applications. You can access the pre-installed app store (e.g., Google Play Store) to download apps like WhatsApp, Chrome, Waze, Instagram, and many more.



Image: The Cuifati XS11 Mini Mobile Phone screen displaying various popular application icons, indicating its app compatibility.

6. MAINTENANCE AND CARE

To ensure the longevity and optimal performance of your Cuifati XS11 Mini Mobile Phone, follow these care guidelines:

- **Cleaning:** Use a soft, lint-free cloth to clean the screen and body. Avoid abrasive materials or harsh chemicals.
- **Protection:** Use the provided protective case and screen protector to guard against scratches and minor impacts.
- **Temperature:** Avoid exposing the phone to extreme temperatures (hot or cold) or direct sunlight for prolonged periods.
- **Water Exposure:** This phone is not waterproof. Keep it away from water, humidity, and liquids.
- **Storage:** If storing the phone for an extended period, ensure it is partially charged (around 50%) and stored in a cool, dry place.

7. TROUBLESHOOTING

This section addresses common issues you might encounter with your Cuifati XS11 Mini Mobile Phone.

Problem	Possible Cause	Solution
---------	----------------	----------

Problem	Possible Cause	Solution
Phone does not power on.	Low battery; software crash.	Charge the phone for at least 30 minutes. Perform a forced restart by holding the Power button for 10-15 seconds.
Cannot connect to network (2G/3G).	Incorrect SIM card insertion; network compatibility issue; no signal.	Ensure SIM card is correctly inserted. Verify your memory card supports 2G GSM 850, 900, 1800, 1900 and 3G WCDMA B1, B5. Check signal strength in your area. Try restarting the phone.
Apps are slow or crashing.	Too many apps running; low storage; outdated app.	Close background apps. Clear app cache/data. Free up storage space. Update apps to their latest versions.
Screen is blank or unresponsive.	Software glitch; hardware issue.	Perform a forced restart. If the issue persists after restarting, contact customer support.

8. SPECIFICATIONS

Detailed technical specifications for the Cuifati XS11 Mini Mobile Phone:



Feature	Specification
Model Name	XS11
Operating System	Android 6.0
Screen Size	3.3 Inches
Resolution	480 x 270
RAM Memory Installed Size	1 GB
Memory Storage Capacity	8 GB
CPU Model	Mediatek Dimensity 900 (Quad Core)
Battery Capacity	1580 Milliamp Hours (Lithium-Ion)
Item Weight	141 Grams (approx. 5 ounces)
Cellular Technology	2G, 3G (GSM 850/900/1800/1900, WCDMA B1/B5)
Form Factor	Smartphone
Package Dimensions	4.45 x 3.62 x 1.38 inches

9. WARRANTY AND SUPPORT

For warranty information or technical support, please refer to the documentation provided with your purchase or contact the seller directly. Keep your proof of purchase for any warranty claims.

© 2025 Cuifati. All rights reserved.
For further assistance, please visit the [Cuifati Store on Amazon](#).

Related Documents - XS11

	<p>Shenzhen SOYES XS15 WCDMA Digital Mobile Phone SAR Test Report</p> <p>This SAR test report details the Specific Absorption Rate (SAR) measurements for the Shenzhen SOYES XS15 WCDMA digital mobile phone, conducted by Shenzhen LCS Compliance Testing Laboratory Ltd. according to FCC and IEEE standards.</p>
	<p>Erica Synths DIY Bassline Bill of Materials</p> <p>This document provides the bill of materials for the Erica Synths DIY Bassline, including component designators, package types, quantities, designations, and supplier references for both the Main Board and Controls Board.</p>