



[Manuals.plus](#) /

› [ShanWan](#) /

› ShanWan Mobile Game Controller Instruction Manual

ShanWan Q13XA-1

ShanWan Mobile Game Controller Instruction Manual

Model: Q13XA-1

INTRODUCTION

This manual provides comprehensive instructions for the setup, operation, and maintenance of your ShanWan Mobile Game Controller. Designed for seamless integration with both iPhone and Android devices, this Bluetooth wireless gamepad enhances your mobile gaming experience across various platforms including PS Remote Play, Xbox Cloud, Steam Link, GeForce NOW, and MFi Arcade Games. Please read this manual thoroughly to ensure optimal performance and longevity of your device.

PRODUCT FEATURES

- **Wide Compatibility:** Supports PS Remote Play, Xbox Game Pass Ultimate, Steam Link, GeForce NOW, Arcade and MFi games, and hundreds of popular mobile games.
- **Adjustable Joystick:** Features an upgraded adjustable joystick allowing you to choose preferred heights (Min 3.8mm, Max 6.3mm) by rotating, without additional tools.
- **Linear Trigger Buttons:** Provides multi-stage performance for precise control of in-game movement speed.
- **Bluetooth 5.0 Connectivity:** Ensures stable and low-latency wireless connection.
- **Long Battery Life:** Built-in rechargeable battery offers approximately 25 hours of gameplay on a single charge, recharging in under 2 hours via Type-C. Includes an automatic power-saving shutdown after 15 minutes of inactivity.
- **Case-Friendly Design:** The left side features a sunken design to accommodate phone cameras and cases, eliminating the need to remove your phone case. Sturdy rubber grips prevent sliding.
- **Configurable Back Buttons:** Four M1-M4 buttons on the back are configurable for assigning complex in-game macros, offering a console-like control experience.

PACKAGE CONTENTS

- ShanWan Mobile Game Controller
- Type-C Charging Cable
- Instruction Manual

- (Potentially) Additional accessories like joystick grips

SETUP GUIDE

1. Charging the Controller

Before first use, fully charge the controller. Connect the included Type-C charging cable to the controller's charging port and the other end to a USB power source (e.g., computer, wall adapter). The charging indicator light will show charging status and turn off when fully charged. A full charge takes approximately 2 hours.



Image: The controller displaying its battery life, indicating over 25 hours of usage.

2. Inserting Your Phone

Gently stretch the controller to expand its length. The controller supports phones with a stretch length between 127mm and 180mm. Carefully place your smartphone into the controller, ensuring it is securely seated within the grips. The left side's sunken design accommodates most phone cameras and cases.



Image: Diagram illustrating the controller's stretch length from 127mm to 180mm.

3. Bluetooth Pairing

1. Ensure the controller is charged.
2. Turn on the controller by pressing the power button (refer to controller layout for exact location).
3. On your smartphone, navigate to Bluetooth settings.
4. Search for available devices. The controller will typically appear as "Xbox Wireless Controller" or "ShanWan Controller".
5. Select the controller to pair. Once paired, the indicator light on the controller will stabilize.

Play Your Favorite Gaming Platform

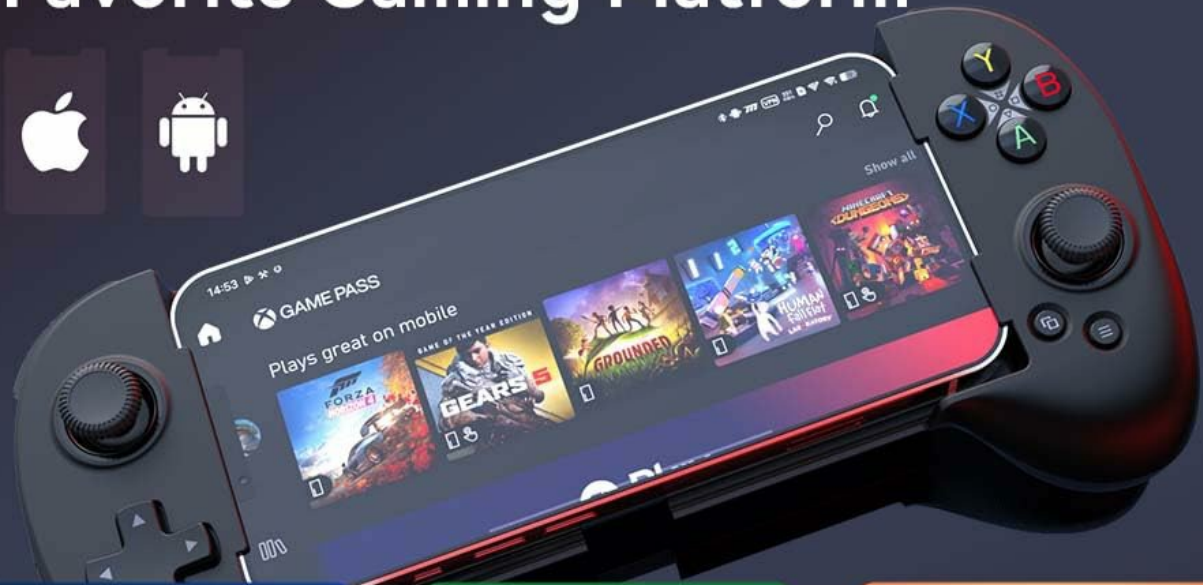


Image: The controller with a phone displaying various compatible gaming platforms like PS Remote Play, Xbox Game Pass, Steam Link, and GeForce NOW.



Image: The ShanWan controller positioned on a desk alongside a keyboard and mouse, demonstrating its integration into a gaming setup.

OPERATING INSTRUCTIONS

1. General Gameplay

Once paired, the ShanWan Mobile Game Controller functions as a standard gamepad. Launch your desired game or cloud gaming service on your smartphone. The controller's inputs (joysticks, buttons, triggers) will automatically map to in-game actions for supported titles. For games that do not natively support controllers, third-party mapping applications may be required (refer to the app store for "ShanWan Controller" or similar mapping tools).




Image: The ShanWan Mobile Game Controller with a smartphone inserted, displaying a game interface, ready for play.

2. Adjustable Joysticks

To adjust the height of the joysticks, simply rotate them. This allows you to customize the feel and responsiveness to your preference without needing any tools. The joystick height can be set between a minimum of 3.8mm and a maximum of 6.3mm.

You can adjust the height of the joystick




Image: A diagram illustrating how to adjust the joystick height by rotating it, showing minimum (3.8mm) and maximum (6.3mm) positions.

3. Configurable Back Buttons (M1-M4)

The controller features four programmable buttons (M1, M2, M3, M4) on the back. These buttons can be configured to perform complex in-game macros or re-map existing button functions. Refer to the controller's companion application (if available) or specific game settings for detailed instructions on button mapping.

Your browser does not support the video tag.

Video: An official product video demonstrating the ShanWan Mobile Game Controller's use with Xbox Game Pass Ultimate, highlighting its functionality for mobile gaming.

MAINTENANCE

- **Cleaning:** Use a soft, dry cloth to wipe down the controller. Avoid using abrasive cleaners or solvents.
- **Storage:** Store the controller in a cool, dry place away from direct sunlight and extreme temperatures.
- **Battery Care:** To prolong battery life, avoid fully discharging the controller frequently. If storing for an extended

period, charge it to about 50% and recharge every few months.

TROUBLESHOOTING

Problem	Possible Cause	Solution
Controller does not turn on.	Low battery.	Charge the controller fully using the provided Type-C cable.
Unable to pair via Bluetooth.	Controller not in pairing mode; Bluetooth interference; previously paired device.	Ensure controller is on and in pairing mode. Turn off and on Bluetooth on your phone. Forget the device in your phone's Bluetooth settings and try pairing again. Ensure no other devices are actively connected to the controller.
Buttons or joysticks are unresponsive in game.	Game does not support controllers; incorrect button mapping; software glitch.	Verify if the game supports external controllers. Check in-game settings for controller options. Use a third-party button mapping application if necessary. Restart both the controller and the game/phone.
Phone does not fit or is loose.	Phone size outside supported range; improper insertion.	Ensure your phone's length is between 127mm and 180mm. Re-insert the phone carefully, ensuring it is centered and securely gripped by the rubber pads.
Back buttons (M1-M4) not working.	Not configured; game does not recognize custom mapping.	Refer to the controller's companion app or game settings to configure these buttons. Some games may not support custom button assignments.

SPECIFICATIONS

Feature	Detail
Model Number	Q13XA-1
Brand	ShanWan
Connectivity	Bluetooth 5.0
Battery Life	Approx. 25 hours (normal use)
Charging Time	Under 2 hours
Charging Port	Type-C
Product Dimensions	8.5 x 2 x 5.5 inches
Item Weight	9.59 ounces
Compatible Phone Length	127mm - 180mm
Adjustable Joystick Height	3.8mm - 6.3mm

WARRANTY AND SUPPORT

The ShanWan Mobile Game Controller is covered by a manufacturer's warranty against defects in materials and

workmanship. For specific warranty terms and conditions, please refer to the warranty card included with your product or visit the official ShanWan website.

For technical support, troubleshooting assistance, or to inquire about replacement parts, please contact ShanWan customer service through their official channels. You can find more information and contact details by visiting the [ShanWan Official Store on Amazon](#).