

## ENDORFY EY5A036

# ENDORFY Omnis Pudding Onyx White Red Mechanical Keyboard

Model: EY5A036

## INTRODUCTION

This manual provides comprehensive instructions for the ENDORFY Omnis Pudding Onyx White Red mechanical keyboard (Model EY5A036). This full-size keyboard features Kailh Red mechanical switches, durable PBT Pudding keycaps, and customizable ARGB backlighting. It is designed for various applications, including gaming, creative work, and general office use, offering a responsive and comfortable typing experience. Key features include a reinforced chassis, a detachable magnetic wrist rest, and a metal volume wheel for convenient audio control.

## PACKAGE CONTENTS

- ENDORFY Omnis Pudding Onyx White Red Mechanical Keyboard
- Detachable USB-A Cable
- Magnetic Wrist Rest
- User Manual (this document)

## SETUP

### 1. Connecting the Keyboard

Connect the detachable USB-A cable to the USB-C port on the keyboard and then to an available USB-A port on your computer. The keyboard is plug-and-play and should be recognized automatically by your operating system.



Image: Front view of the ENDORFY Omnis Pudding Onyx White Red mechanical keyboard, showcasing its full layout and connected cable.

## 2. Attaching the Wrist Rest

Align the magnetic wrist rest with the front edge of the keyboard. The magnets will automatically secure it in place, providing ergonomic support during use.



Image: Angled view of the ENDORFY Omnis Pudding Onyx White Red mechanical keyboard with the magnetic wrist rest attached, highlighting the seamless integration.

## 3. Software Installation (Optional)

For advanced customization of lighting effects, key assignments, and macros, download the official ENDORFY software from the manufacturer's website. Follow the on-screen instructions for installation.

## OPERATING INSTRUCTIONS

---

## Basic Keyboard Functions

The keyboard features a standard full-size layout with a dedicated numpad, function keys (F1-F12), and navigation keys. All keys operate as standard input devices for your computer.

## Volume Wheel Operation

The metal volume wheel located on the top right of the keyboard allows for quick audio adjustments:

- **Rotate Up:** Increase volume.
- **Rotate Down:** Decrease volume.
- **Press Down:** Mute/Unmute audio.



Image: Close-up view of the keyboard's numpad and the prominent metal volume wheel, indicating its position for easy access.

## RGB Backlighting Control

The keyboard features customizable ARGB backlighting. Lighting effects and brightness can be adjusted using the dedicated ENDORFY software. Some basic lighting modes and brightness levels may also be accessible via keyboard shortcuts (e.g., Fn + arrow keys or specific function keys), though advanced customization is recommended through the software.



Image: The ENDORFY Omnis Pudding Onyx White Red mechanical keyboard illuminated with vibrant RGB backlighting, showcasing the Pudding keycaps.

## N-Key Rollover (NKRO)

The keyboard supports N-Key Rollover, which means every key press is registered independently, regardless of how many other keys are being pressed simultaneously. This feature is particularly beneficial for fast typists and gamers, preventing ghosting or missed inputs.

## Software Functionality

The ENDORFY software allows users to:

- Customize ARGB lighting effects and colors.
- Remap individual keys.
- Create and assign macros for complex command sequences.
- Manage multiple profiles for different applications or games.

## MAINTENANCE

---

### Cleaning the Keyboard

To maintain optimal performance and appearance:

- Disconnect the keyboard from your computer before cleaning.
- Use a soft, lint-free cloth slightly dampened with water or a mild cleaning solution to wipe down the keycaps and chassis.
- For dust and debris between keycaps, use compressed air.
- Avoid using harsh chemicals or abrasive materials.

### Keycap Removal and Replacement

The PBT Pudding keycaps can be removed for thorough cleaning or replacement. Use a keycap puller (not included) to gently lift keycaps straight up. When replacing, align the keycap with the switch stem and press down firmly until it clicks into place.



Image: Close-up view of the Kailh Red mechanical switches, visible when keycaps are removed, illustrating the switch mechanism.

## TROUBLESHOOTING

- Keyboard Not Responding:**  
Ensure the USB cable is securely connected to both the keyboard and the computer. Try connecting the keyboard to a different USB port or a different computer to rule out port or system issues. Restart your computer.
- Backlighting Not Working or Incorrect:**  
Check the brightness settings via the ENDORFY software or any onboard shortcuts. Ensure the software is up to date. If specific keys have incorrect lighting, reset the lighting profile in the software.
- Keys Not Registering:**  
Clean under the affected keycaps to remove any debris that might be obstructing the switch. If the issue persists, it may indicate a hardware fault; refer to the Warranty and Support section.
- Wrist Rest Not Attaching Securely:**  
Ensure there is no debris between the keyboard and the wrist rest that might interfere with the magnetic connection.

## SPECIFICATIONS




Feature	Detail
Brand	ENDORFY
Model Number	EY5A036
Color	White
Key Switches	Kailh Red Mechanical
Keycaps	PBT Pudding

Feature	Detail
Layout	Full-size (US Layout)
Backlighting	ARGB (Configurable RGB)
Connectivity	USB-A (Detachable Cable)
Wrist Rest	Magnetic, Detachable
Volume Control	Metal Volume Wheel
N-Key Rollover	Yes
Compatible Operating Systems	Linux, Mac OS X 10.12 Sierra, Windows 7, Windows 8, Windows 10
Recommended Use	Gaming, Multimedia
Material	Polybutylene Terephthalate (PBT)

## WARRANTY AND SUPPORT

ENDORFY products are covered by a manufacturer's warranty. For detailed warranty terms, technical support, or service inquiries, please refer to the official ENDORFY website or contact your local retailer. Keep your proof of purchase for warranty claims.

### Related Documents - EY5A036

	<p><a href="#">Endorfy Thock Wireless Mechanical Gaming Keyboard - User &amp; Safety Manual</a></p> <p>Comprehensive guide to the Endorfy Thock Wireless mechanical gaming keyboard, covering setup, connectivity (USB, Bluetooth), operation, LED customization, and safety instructions. Features Kailh switches, PBT keycaps, and RGB lighting.</p>
	<p><a href="#">ENDORFY Omnis Mechanical Keyboard - Extended Safety Manual</a></p> <p>Extended safety manual for the ENDORFY Omnis mechanical keyboard series (EY5A028, EY5A029, EY5A030), detailing hotkeys, safety precautions, and reset functions.</p>
	<p><a href="#">Endorfy Thock 75% Wireless Mechanical Gaming Keyboard User and Safety Manual</a></p> <p>Comprehensive user and safety manual for the Endorfy Thock 75% Wireless mechanical gaming keyboard, detailing features, connectivity options (Bluetooth, 2.4GHz), operation, power management, RGB lighting, and important safety precautions. Includes model numbers EY5A073, EY5A074, and EY5B008.</p>

	<p><a href="#">ENDORFY Thock Compact Wireless Keyboard User Manual</a></p> <p>Comprehensive user manual for the ENDORFY Thock Compact Wireless mechanical keyboard. Learn about its features, connectivity options (Bluetooth, 2.4G, USB), Kailh Box switches, hot-swap capability, PBT keycaps, RGB lighting, and battery status indicators.</p>
	<p><a href="#">Endorfy Thock TKL Pudding Mechanical Gaming Keyboard User Manual</a></p> <p>User and safety manual for the Endorfy Thock TKL Pudding mechanical gaming keyboard, detailing features, functions, and safety instructions in multiple languages.</p>
	<p><a href="#">Endorfy Thock TKL Pudding Mechanical Gaming Keyboard - Features &amp; Guide</a></p> <p>Explore the features and functionalities of the Endorfy Thock TKL Pudding Mechanical Gaming Keyboard, including multimedia keys, hotkeys, customizable LED lighting, and setup instructions. Learn how to enhance your gaming experience.</p>

Documents - ENDORFY – EY5A036



[\[pdf\]](#) User Manual

EY5A034 EY5A035 EY5A036 extended safety manual T0 1716 [www](#) Omnis Pudding Onyx White Red →

ENDORFY endorfy products Blue Manual ai |||

...

lang: **score:27** filesize: 9.45 M page\_count: 21 document date: 2023-07-27



[pdf] User Manual

EY5A034 EY5A035 EY5A036 rev1 1 safety manual T0 0753 www Omnis Pudding Onyx White Red → ENDORFY REV11 endorfy products Blue REV1 Manual ai |||

...

lang: score:26 filesize: 2.11 M page\_count: 10 document date: 2022-12-02



[pdf] User Manual

EY5A034 EY5A035 EY5A036 rev1 1 extended safety manual T0 1710 www Omnis Pudding Onyx White Red → ENDORFY REV11 endorfy products Blue REV1 Manual ai |||

...

lang: score:25 filesize: 9.55 M page\_count: 21 document date: 2023-07-27



[pdf] User Manual

EY5A034 EY5A035 EY5A036 safety manual T0 0177 www Omnis Pudding Onyx White endorfyEY5A034 More at endorfy CEFC LA ROHS CEFCUKX MADE IN CHINA We are all cal technology Mheroes Page 2 Whiteendorfy products Blue Manual ai |||

...

lang: score:21 filesize: 2.11 M page\_count: 10 document date: 2022-09-29



[pdf] User Manual

EY5A034 EY5A035 EY5A036 extended safety manual T0 1334 www Omnis Pudding Onyx White

MECHANICAL GAMING Endorfy Page 1 ENDORFY KEYBOARD Esc F1 F2 F3 F4 F5 F6 F7 F8 F9 F 10

F11 12 PrtSc Srik endorfy 2023 03 Untitled |||

...

lang: score:19 filesize: 9.27 M page\_count: 21 document date: 2023-03-02