

## sofirn USSC35T

# Sofirn SP35T Tactical Flashlight User Manual

MODEL: USSC35T

Brand: sofirn

## Introduction

---

The Sofirn SP35T is a high-performance tactical LED flashlight designed for versatility and durability. It delivers a maximum output of 3800 lumens with a beam distance of up to 280 meters (918 feet), providing an excellent balance of flood and throw illumination. This flashlight is an upgraded version of the SP35, featuring a dual-switch interface for intuitive control and quick access to various lighting modes. Its robust construction, including an IPX8 water-resistance rating and a hard-anodized aluminum body, ensures reliability in diverse environments, from daily carry to outdoor adventures and emergency situations.



Image: Sofirn SP35T Tactical Flashlight, showcasing its sleek design and included USB-C charging cable.

## What's in the Box

- 1x Sofirn SP35T Flashlight (5500K-6000K)
- 1x Battery (inserted, please remove insulating paper before first use)
- 1x Type-C Charging Cable
- 1x User Manual

## Setup

1. **Battery Preparation:** Before initial use, unscrew the tail cap of the flashlight. Remove the insulating paper disc located between the battery and the spring. Re-screw the tail cap tightly to ensure proper electrical contact.

2. **Initial Charging:** It is recommended to fully charge the battery before the first use. Connect the included USB-C charging cable to the flashlight's USB-C port and a compatible USB power source. The indicator light will show charging status.




Image: Diagram illustrating the compact and portable size of the Sofirn SP35T flashlight.

## Operating Instructions

The SP35T features a dual-switch design for intuitive control: a tactical tail switch and a side switch.

### Tail Switch Operation

- **Full Press:** Turns the flashlight ON or OFF.
- **Half Press (Momentary On):** Activates the light momentarily. Release to turn off.

### Side Switch Operation (when light is ON)

- **Single Click:** Cycles through general lighting modes: Eco → Low → Medium → High.
- **Double Click:** Activates Turbo mode. Double click again to return to the previous mode.
- **Triple Click:** Activates Strobe mode. Single click to cycle through Strobe → SOS → Beacon. Press and hold to return to general lighting modes.
- **Press and Hold:** Activates Eco mode from OFF.



# Multiple Lighting Modes



Image: Visual representation of the multiple lighting modes available on the Sofirn SP35T, including Eco, Low, Medium, High, Turbo, Beacon, SOS, and Strobe.

## Convenient Dual Switches



Image: Illustration highlighting the convenient dual switch design of the Sofirn SP35T, featuring both a side switch and a tactical tail switch.

## Charging

The Sofirn SP35T features a built-in USB-C charging port for convenient and direct recharging of the

included battery. This eliminates the need for an external battery charger.

- **Charging Process:** Open the rubber cover on the side of the flashlight to reveal the USB-C port. Insert the USB-C cable into the port and connect the other end to a USB power source (e.g., wall adapter, power bank, computer USB port).
- **Charging Indicator:** The indicator light on the side switch will illuminate red during charging. Once fully charged, the indicator will turn green.
- **Charging Time:** A full charge typically takes approximately 4 hours.

## Versatile illumination

Eco / Low / Medium / High / Turbo / Strobe / SOS / Beacon



Image: The Sofirn SP35T flashlight connected via its USB-C port to a power bank, indicating the convenient charging feature.



Image: Close-up of the Sofirn SP35T's smart power indicator, showing different light colors (red, flashing red, green, flashing green) corresponding to battery charge levels.



## Maintenance

---

- **Cleaning:** Clean the flashlight body with a soft, damp cloth. Do not use abrasive cleaners or solvents.
- **Threads and O-rings:** Periodically lubricate the threads and O-rings with silicone grease to maintain water resistance and smooth operation.
- **Battery Care:** If the flashlight will not be used for an extended period, remove the battery to prevent potential leakage. Store the battery in a cool, dry place.
- **Water Resistance:** The SP35T is rated IPX8 water-resistant, meaning it can be submerged up to 2 meters for 30 minutes. Ensure the USB-C port cover is securely closed before exposing the flashlight to water.





Image: The Sofirn SP35T flashlight positioned under a vehicle tire, demonstrating its durable hard-anodized aluminum body and robust construction.



Image: The Sofirn SP35T flashlight resting on wet rocks, illustrating its solid build and water-resistant capabilities (IPX8 rated).

### Specifications

Feature	Specification
Model	USSC35T
Light Source	LED
Brightness	Up to 3800 Lumens
Beam Distance	Up to 280 meters (918 feet)
Power Source	Battery Powered (1x Lithium Polymer battery included)
Charging	USB-C Rechargeable
Water Resistance	IPX8 (up to 2 meters for 30 minutes)
Impact Resistance	1 Meter
Material	Hard-anodized Aluminum
Dimensions	3.2"D x 1.1"W x 1.3"H (approx.)
Weight	3.07 Ounces (approx.)
Color Temperature	5500K-6000K



OUTPUT								
Mode	Eco	Low	Medium	High	Turbo	Strobe	SOS	Beacon
	5 lumens	100 lumens	500 lumens	1500 lumens	3800 lumens	3800 lumens	500 lumens	3800 lumens
	220 hours	26 hours	7 hours	2.5 hours	1.75 hours	/	/	/
	10 meters	47 meters	107 meters	182 meters	280 meters	/	/	/
	26 cd	550 cd	2,858 cd	8,258 cd	19,625 cd	/	/	/

**Water Resistance**  
**IPX8**  
up to 2 meter water,  
not for diving

**Impact Resistance**  
**1 M**  
1 Meter /3.28 ft

**Charging Specification**  
**USB-C**  
USB-C port,  
input DC 5V/2A

**Length**  
**5.5"**

**Diameter**  
**1.1"**

**Weight**  
**3.07 oz**

Image: Detailed table outlining the output levels (lumens, meters, candela) for each mode, along with key specifications like water resistance, impact resistance, and dimensions.

## Troubleshooting

### • Flashlight not turning on:

- Ensure the tail cap is screwed on tightly.
- Check if the insulating paper has been removed from the battery compartment.
- Verify the battery is charged. Connect to a USB-C charger and check the indicator light.
- Inspect the battery for damage or proper orientation.

### • Light is dim or flickers:

- The battery may be low. Recharge the flashlight.
- Clean the battery contacts and the flashlight's internal contacts with a cotton swab and rubbing alcohol.
- Ensure the tail cap and head are screwed on tightly.

### • Charging not working:

- Ensure the USB-C cable is fully inserted into both the flashlight and the power source.
- Try a different USB-C cable or power adapter.
- Check if the charging port is free of debris.







## Warranty and Support

The Sofirn SP35T Tactical Flashlight comes with a limited warranty. For specific warranty terms and conditions, please refer to the documentation included with your purchase or contact Sofirn customer service directly.

For technical support, troubleshooting assistance, or warranty claims, please contact Sofirn customer support through their official website or the platform where the product was purchased. Please have your model number (USSC35T) and purchase details ready when contacting support.

### Related Documents - USSC35T



<div><div>Sofirn SP35T Manual</div><div><p>Read the operating instructions carefully before using the product.</p><p>Sofirn SP35T is a high-performance tactical flashlight. It features a 3800-lumen output, USB-C recharging, and multiple operation modes. The flashlight is compact, durable, and easy to use. It is suitable for outdoor activities, emergency situations, and everyday use. Please read the manual carefully to ensure safe and proper use.</p></div></div>	<p><a href="#">Sofirn SP35T Tactical Flashlight Manual: Features, Specs, and Operation</a></p> <p>Comprehensive user manual for the Sofirn SP35T tactical flashlight. Learn about its 3800-lumen output, USB-C recharging, operation modes, safety guidelines, and troubleshooting. Includes ANSI/NEMA FL1 chart and specifications.</p>
<div><div>Sofirn SC32 Manual</div><div><p>Read the operating instructions carefully before using the product.</p><p>Sofirn SC32 is a high-performance tactical flashlight. It features a 2000-lumen output, USB-C recharging, and multiple operation modes. The flashlight is compact, durable, and easy to use. It is suitable for outdoor activities, emergency situations, and everyday use. Please read the manual carefully to ensure safe and proper use.</p></div></div>	<p><a href="#">Sofirn SC32 Flashlight User Manual: Features, Operation, and Specifications</a></p> <p>Comprehensive user manual for the Sofirn SC32 flashlight, detailing its features, ANSI/NEMA FL1 performance, operation modes, charging, safety instructions, and troubleshooting. Learn how to use your 2000-lumen LED flashlight.</p>
<div><div>Sofirn SC33 Manual</div><div><p>Read the operating instructions carefully before using the product.</p><p>Sofirn SC33 is a high-performance tactical flashlight. It features a 5200-lumen output, USB-C recharging, and multiple operation modes. The flashlight is compact, durable, and easy to use. It is suitable for outdoor activities, emergency situations, and everyday use. Please read the manual carefully to ensure safe and proper use.</p></div></div>	<p><a href="#">Sofirn SC33 Flashlight User Manual</a></p> <p>Comprehensive manual for the Sofirn SC33 flashlight, detailing its specifications, operation, battery installation, charging, troubleshooting, and safety instructions. Features a Cree XHP70.3 HI LED, 5200 lumens output, 327-meter beam distance, and USB-C charging.</p>
<div><div>Sofirn SP35T Manual</div><div><p>Read the operating instructions carefully before using the product.</p><p>Sofirn SP35T is a high-performance tactical flashlight. It features a 3800-lumen output, USB-C recharging, and multiple operation modes. The flashlight is compact, durable, and easy to use. It is suitable for outdoor activities, emergency situations, and everyday use. Please read the manual carefully to ensure safe and proper use.</p></div></div>	<p><a href="#">Sofirn SP35T Flashlight User Manual</a></p> <p>Comprehensive user manual for the Sofirn SP35T tactical flashlight, covering its features, specifications, operation instructions, safety guidelines, and troubleshooting tips.</p>
<div><div>Sofirn SC28 Manual</div><div><p>Read the operating instructions carefully before using the product.</p><p>Sofirn SC28 is a high-performance tactical flashlight. It features a 2800-lumen output, USB-C recharging, and multiple operation modes. The flashlight is compact, durable, and easy to use. It is suitable for outdoor activities, emergency situations, and everyday use. Please read the manual carefully to ensure safe and proper use.</p></div></div>	<p><a href="#">Sofirn SC28 Rechargeable EDC Flashlight User Manual</a></p> <p>Comprehensive user manual for the Sofirn SC28 rechargeable EDC flashlight, covering specifications, operation, safety, and troubleshooting. Features 2800 lumens output and ANSI/NEMA FL1 performance data.</p>
<div><div>Sofirn SR23 Manual</div><div><p>Read the operating instructions carefully before using the product.</p><p>Sofirn SR23 is a high-performance floodlight. It features a 1000-lumen output, USB-C recharging, and multiple operation modes. The flashlight is compact, durable, and easy to use. It is suitable for outdoor activities, emergency situations, and everyday use. Please read the manual carefully to ensure safe and proper use.</p></div></div>	<p><a href="#">Sofirn SR23 High-Performance Floodlight: Features, Specifications, and Operation</a></p> <p>Detailed overview of the Sofirn SR23 flashlight, including its powerful white and UV light modes, ANSI/NEMA FL1 performance data, technical specifications, battery indicators, charging information, and important safety warnings.</p>