

ORDRO EP6 Plus

ORDRO EP6 Plus 4K Head Mounted Camera User Manual

PRODUCT OVERVIEW

The ORDRO EP6 Plus is a 4K head-mounted camera designed for hands-free video recording, offering a first-person perspective. It features advanced image stabilization, wide-angle capture, and seamless integration with a mobile application for enhanced control and sharing.

Key Features:

- **4K 30fps Video Recording:** Equipped with a 1/2.8-inch high-sensitivity starlight CMOS sensor for clear video capture.
- **Hands-Free Design:** Head-wearable for first-person perspective recording, ideal for vlogging, cycling, and handicrafts.
- **Lightweight and Comfortable:** Weighs only 75g, made from ABS+PSC material, with a two-way adjustable headband.
- **EIS 6.0 Anti-shake Technology:** Provides stable and clear video, particularly effective in dynamic scenes (available at 1080P resolution).
- **130° Adjustable Wide-angle:** Captures a broad field of view, adjustable to 110° when EIS is active. Includes a correction function for reduced distortion in close-range shots.
- **Mobile App Control:** Connects via Wi-Fi to the "OD Cam" or "RoadCam" app for real-time viewing, recording, editing, and sharing.
- **Horizontal & Vertical Screen Switching:** One-click switching in the app to optimize content for various social media platforms.
- **Smart Remote Control:** Includes a remote control and wrist strap for convenient wireless operation.
- **Extended Battery Life:** 1000mAh battery provides up to 90 minutes of recording and supports recording while charging.
- **Tripod Mount:** Features a 1/4-inch screw hole for standard tripod connection.



The ORDRO EP6 Plus 4K Head Mounted Camera, showcasing its compact design.

Brings Bright Clarity to Every Frame



- 1/2.8" Sensor
- 4K/30fps Video
- 18MP Photo
- EIS 6.0 Anti-shake



Visual representation of the ORDRO EP6 Plus camera highlighting its key specifications: 1/2.8 inch sensor, 4K/30fps video, 18MP photo, and EIS 6.0 Anti-shake technology.

Your browser does not support the video tag.

Official product video demonstrating the ORDRO EP6 Plus 4K Head Camera in use.

GETTING STARTED

Package Contents:

Verify that all items are present in your package:

- ORDRO EP6 Plus Camera
- Remote Control
- User's Manual
- Headband
- Micro USB Cable

- 2 * Headband Brackets
- Small Wrench
- Soft Rubber Sleeve
- Screw Head
- Hook

Charging the Battery:

Before first use, fully charge the camera's internal 1000mAh battery. Connect the provided Micro USB cable to the camera's charging port and a standard USB power adapter (not included) or a computer USB port. The charging indicator light will show the charging status. A full charge provides approximately 90 minutes of recording time. The camera supports recording while connected to a power source.



High-capacity Long Life Battery

The battery life has been increased from 60 minutes to 90 minutes, and it also supports recording while charging.



The ORDRO EP6 Plus camera highlighting its 1000mAh battery and Micro USB charging port.

Inserting a MicroSD Card:

The ORDRO EP6 Plus requires a MicroSD card (not included) for storing recordings. It supports cards up to 256GB.

For optimal performance, use a Class 10 or V60 speed rating MicroSD card. Locate the MicroSD card slot on the camera, gently insert the card with the contacts facing down until it clicks into place. It is recommended to format the MicroSD card using the camera's settings or the mobile app after insertion.

Attaching the Headband:

Attach the camera to the adjustable headband using the provided headband brackets and screw head. Ensure the camera is securely fastened and positioned correctly for your desired recording angle. Adjust the headband for a comfortable and stable fit on your head.



2.4 WiFi Preview

"OD Cam" APP turns your smartphone into a real-time remote control with which you can control the camcorder.

A user wearing the ORDRO EP6 Plus camera, with a smartphone displaying the real-time view from the OD Cam app.

OPERATION GUIDE

Power On/Off:

To power on the camera, press and hold the power button until the indicator light illuminates. To power off, press and hold the power button again until the indicator light turns off.

Recording Video:

Once powered on, press the dedicated record button to start video recording. The indicator light will change to confirm recording is in progress. Press the button again to stop recording. The camera records at 4K 30fps by default. For enhanced stability, enable EIS 6.0 anti-shake technology, which is effective at 1080P resolution.

Taking Photos:


To capture a still image, press the photo button. The camera will briefly flash or provide an audible cue to indicate a photo has been taken.

Using the Remote Control:

The included remote control allows for convenient wireless operation. Ensure the remote is paired with the camera according to the instructions in the full manual. Use the designated buttons on the remote to start/stop video recording or capture photos from a distance.

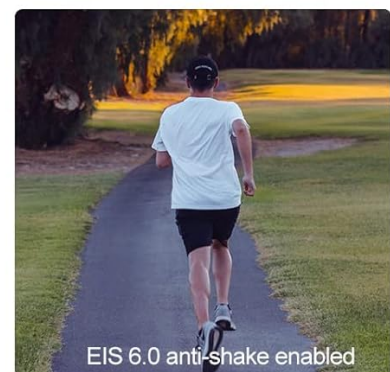
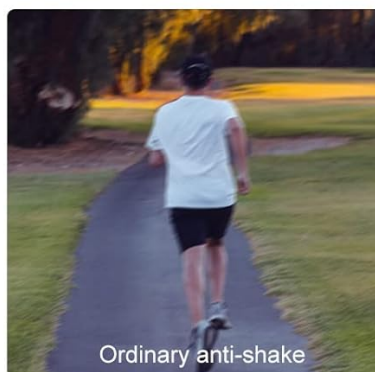
EIS 6.0 anti-shake technology

With the latest EIS 6.0 anti-shake technology, EP6 Plus can guarantee clear, stable video effects in movements by adjusting the “Axis X translation + Axis Y translation + Axis Z rotation” and using upgraded algorithms



No vagueness
but clearer and
better effects

Stable all the time
for better effects



A user interacting with the OD Cam app on a smartphone while wearing the wrist-mounted remote control for the ORDRO EP6 Plus camera.

Connecting to the Mobile App (OD Cam / RoadCam):

Download the "OD Cam" or "RoadCam" application from your smartphone's app store (available for Android and iOS). Turn on the camera's Wi-Fi function. On your smartphone, connect to the camera's Wi-Fi network (SSID and password can be found in the camera settings or full manual). Open the app to access live view, control recording, adjust camera settings, and manage your media files. The app also allows for real-time editing and direct sharing to social media platforms.



1000mAh large-capacity battery

Upgraded polymer lithium battery



App + wristband for filming with dual remote control

The App named "OD Cam" can be downloaded or purchase a wristband controller for easy remote control



Brings Bright Clarity to Every Frame


- 1/2.8" Sensor
- 4K/30fps Video
- 18MP Photo
- EIS 6.0 Anti-shake



The OD Cam app interface demonstrating the one-click horizontal and vertical screen switching feature.


Wide-Angle Function and EIS 6.0 Anti-shake:

The camera features a 130° wide-angle lens for expansive shots. When the EIS 6.0 anti-shake function is enabled, the effective shooting angle will be adjusted to 110°. For close-range subjects, activate the picture correction function in the camera settings or app to minimize distortion.



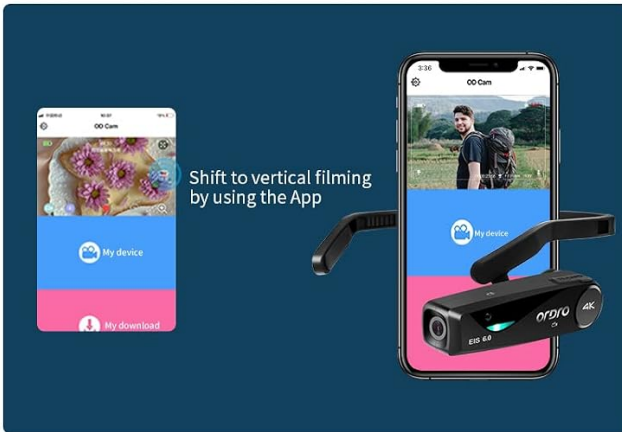
4K 130° wide-angle photographing

HD images can be made by using the HD 4K 130° wide-angle function



EIS 6.0 anti-shake technology

With EIS 6.0 technology, it can effectively prevent shakes and vibrations when filming



Horizontal/vertical filming available

16:9 or 9:16 can be switched easily



Sony Starvis sensor

With Sony Starvis sensor, it can work even in rayless conditions

A diagram explaining the 130-degree wide-angle feature and the internal workings of the EIS 6.0 anti-shake technology in the ORDRO EP6 Plus camera.



A visual comparison demonstrating the effectiveness of EIS 6.0 anti-shake technology, showing clearer footage when enabled

versus ordinary anti-shake.

CARE AND MAINTENANCE

- **Lens Cleaning:** Use a soft, lint-free cloth specifically designed for camera lenses to clean the camera lens. Avoid abrasive materials or harsh chemicals.
- **Environmental Protection:** Do not expose the camera to extreme temperatures (hot or cold), high humidity, or direct sunlight for extended periods.
- **Water Resistance:** The ORDRO EP6 Plus is **not water-resistant**. Avoid contact with water or other liquids to prevent damage.
- **Storage:** When not in use, store the camera in a dry, cool place, away from dust and moisture.
- **Data Management:** Regularly back up your recorded videos and photos to a computer or external storage. Periodically format the MicroSD card in the camera to maintain optimal recording performance and prevent data corruption.

TROUBLESHOOTING

Camera Not Powering On:

- Ensure the battery is sufficiently charged. Connect the camera to a power source and allow it to charge for at least 30 minutes before attempting to power on again.
- Check the Micro USB charging cable for any visible damage and ensure it is securely connected.

Mobile App Connectivity Issues:

- Verify that the camera's Wi-Fi function is enabled.
- Confirm that your smartphone is connected to the camera's Wi-Fi network (not your home Wi-Fi).
- Try restarting both the camera and the mobile application ("OD Cam" or "RoadCam").
- Ensure you have downloaded the correct and latest version of the app from your app store.

Video Recording Problems (e.g., not saving, garbled audio):

- Check if the MicroSD card is properly inserted and has enough free storage space.
- Format the MicroSD card through the camera settings or the app. This can resolve many recording and file corruption issues.
- Ensure the camera's firmware is up to date. Refer to the ORDRO website for the latest firmware.
- For audio issues, ensure the microphone is not obstructed and that audio recording is enabled in settings.

Battery Drains Quickly:

- Ensure the camera is fully charged before each use.
- Continuous Wi-Fi usage and high-resolution recording (4K) consume more power. Reduce these if extended battery life is critical.
- Utilize the "recording while charging" feature for longer sessions.

Image Stabilization (EIS) Not Working:

- EIS 6.0 anti-shake technology is only active when recording at 1080P resolution. Verify your current video

resolution setting.

TECHNICAL SPECIFICATIONS

Brand	ORDRO
Model Name	EP6 Plus
Video Capture Resolution	4K
Photo Sensor Technology	CMOS (1/2.8 inch)
Maximum Aperture	1.8 f
Flash Memory Type	SD (up to 256 GB, V60 recommended)
Connectivity Technology	HDMI, USB, Wi-Fi
Image Stabilization	EIS 6.0 (Electronic)
Item Weight	75 Grams
Battery Average Life	1.5 Hours (90 minutes)
Viewing Angle	130 Degrees (110 Degrees with EIS)
Water Resistance Level	Not Water Resistant
Operating System	Laptops, desktop computers, Android/IOS phones
File Format	JPEG, MP4

WARRANTY AND SUPPORT

Warranty Information:

The ORDRO EP6 Plus 4K Head Mounted Camera comes with a **one-year manufacturer's warranty**. This warranty covers defects in materials and workmanship under normal use. Please retain your proof of purchase for any warranty claims.

Customer Support:

For technical assistance, troubleshooting, or warranty service, please visit the official ORDRO website or contact their customer support team. You can also find updated information and frequently asked questions on their support pages. For app-related queries, ensure you are using the latest version of the "OD Cam" or "RoadCam" app.