

## Manuals+

[Q & A](#) | [Deep Search](#) | [Upload](#)

manuals.plus /

> [JBL](#) /

> [JBL Wave Beam True Wireless In-Ear Headphones User Manual](#)

## JBL JBLWBEAMBLK

# JBL Wave Beam True Wireless In-Ear Headphones

User Manual

## INTRODUCTION

Thank you for choosing JBL Wave Beam True Wireless In-Ear Headphones. This manual provides comprehensive instructions for setting up, operating, maintaining, and troubleshooting your new headphones. Please read this manual carefully before use to ensure optimal performance and longevity of your device.



Image: The JBL Wave Beam earbuds and their charging case, both in black. One earbud is shown outside the open charging case, which has a green indicator light.

## SETUP

## What's in the Box

- JBL Wave Beam True Wireless In-Ear Headphones (Left and Right Earbuds)
- Charging Case
- USB-C Charging Cable
- Multiple Sizes of Ear Tips (S, M, L)
- Quick Start Guide / Safety Sheet

## Charging the Headphones

Before first use, fully charge the earbuds and the charging case. The charging case provides additional battery life for your earbuds.

1. Place both earbuds into the charging case.
2. Connect the USB-C charging cable to the charging port on the case and to a power source.
3. The LED indicator on the case will show charging status. A full charge for the earbuds takes approximately 0.17 hours (10 minutes for 2 hours playtime), and the case provides up to 24 hours of additional battery life.

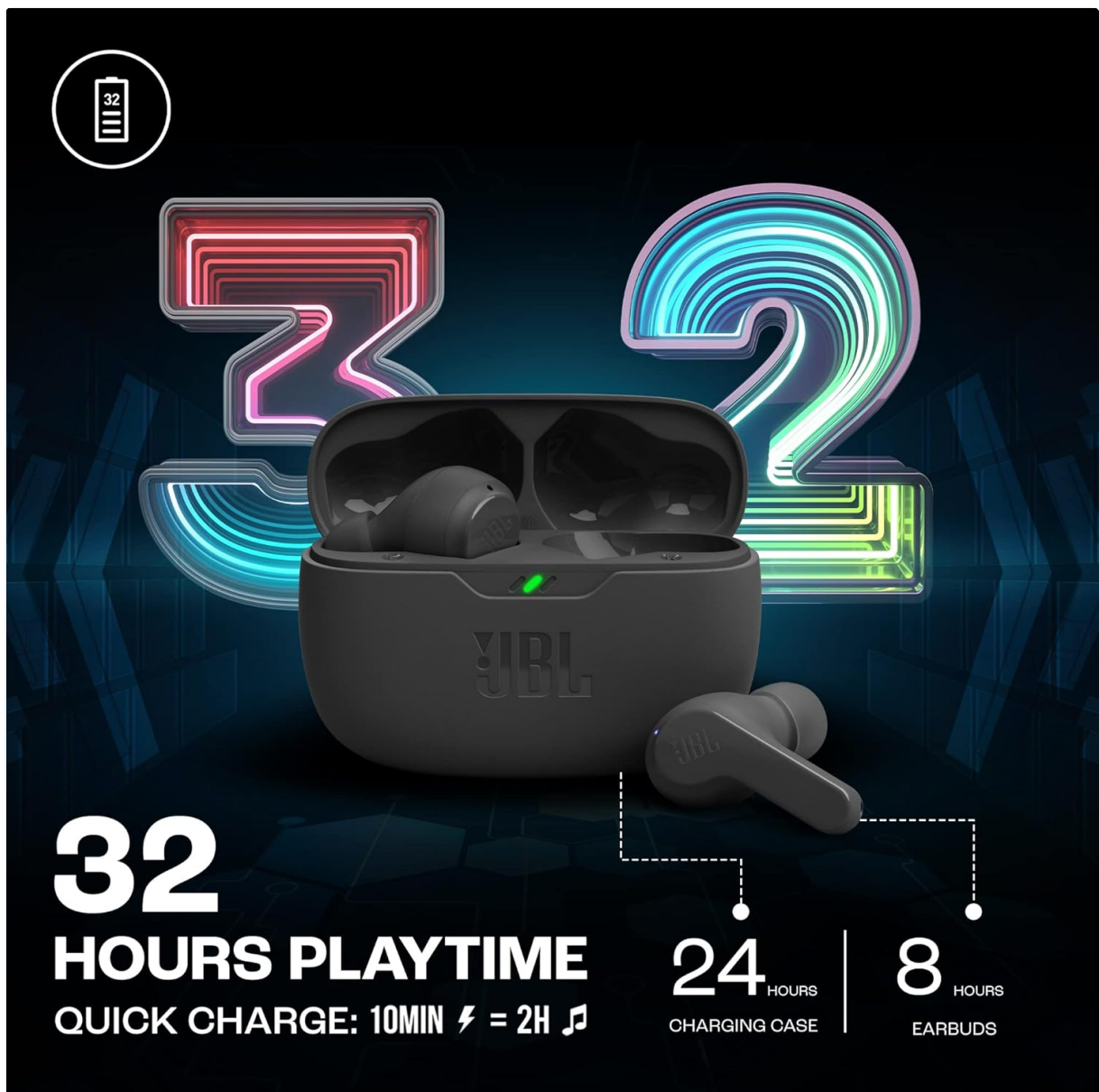


Image: A visual representation of the 32-hour total playtime, indicating 8 hours from the earbuds and 24 hours from the

charging case. It also highlights a quick charge feature: 10 minutes of charging provides 2 hours of playtime.

## Bluetooth Pairing

The JBL Wave Beam headphones use Bluetooth 5.2 for wireless connectivity.

1. Open the charging case. The earbuds will automatically enter pairing mode.
2. On your device (smartphone, tablet, laptop), go to Bluetooth settings and enable Bluetooth.
3. Select "JBL Wave Beam" from the list of available devices.
4. Once connected, you will hear an audible confirmation, and the LED indicator on the earbuds may change.

## Fitting the Earbuds

Proper fit is crucial for sound quality and comfort. The JBL Wave Beam features an in-the-ear earpiece shape with oval tubes for a comfortable and secure fit.

1. Choose the ear tips that provide the best seal and comfort for your ears. Experiment with different sizes (S, M, L).
2. Gently insert the earbud into your ear canal.
3. Twist the earbud slightly to ensure a snug and secure fit.

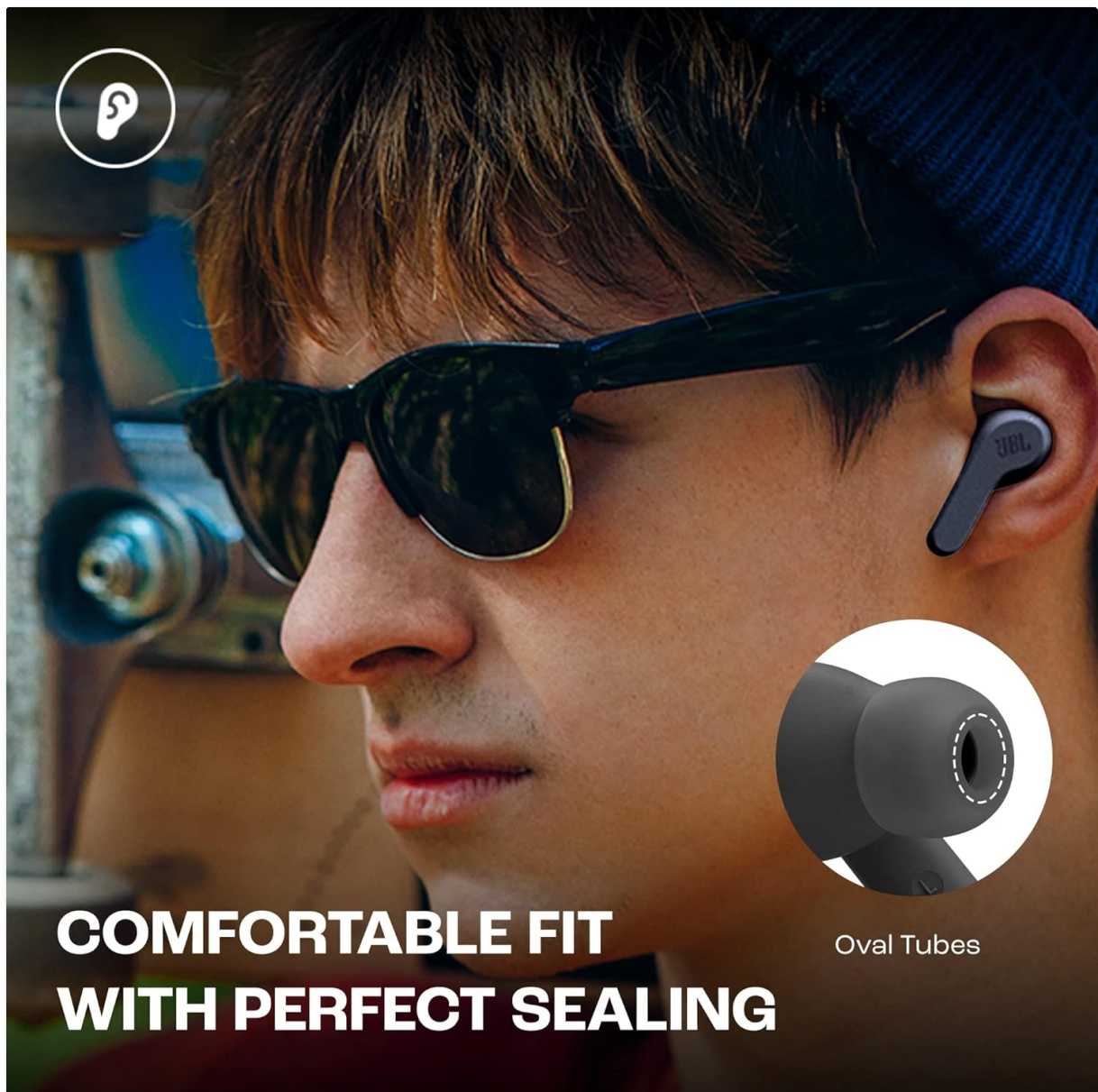


Image: A man wearing a black JBL Wave Beam earbud. An inset graphic highlights the oval tube design of the ear tips,

emphasizing a comfortable and perfect sealing fit.

## JBL Headphones App

Enhance your listening experience by downloading the JBL Headphones App. This app allows for customization of sound settings, control methods, and access to additional features.

- Download the "JBL Headphones" app from your device's app store.
- Open the app and follow the on-screen instructions to connect your JBL Wave Beam headphones.



Image: A smartphone screen displaying the JBL Headphones App's equalizer interface, showing various sound presets like Jazz, Vocal, Bass, and Extreme Bass, along with a customizable frequency curve. The JBL Wave Beam earbuds and case are visible in the foreground.

## OPERATING INSTRUCTIONS

### Basic Controls

The JBL Wave Beam headphones feature touch controls for media playback and call management. Specific gestures can be customized via the JBL Headphones App.

| Action | Function |
|--------|----------|
|--------|----------|

| Action       | Function   |
|--------------|--|
| Single Tap   | Play/Pause music, Answer/End call                    |
| Double Tap   | Skip track forward, Reject call                      |
| Triple Tap   | Skip track backward                                  |
| Tap and Hold | Activate voice assistant, Switch Ambient Sound Modes |

### Ambient Sound Control (Ambient Aware & TalkThru)

The JBL Wave Beam headphones offer features to control how much of your surroundings you hear.

- **Ambient Aware:** Allows you to hear your surroundings while still enjoying your music. Useful for staying aware of traffic or announcements.
- **TalkThru:** Lowers music volume and amplifies voices, enabling quick conversations without removing your earbuds.

These modes can be toggled via the touch controls or through the JBL Headphones App.



Image: A split image illustrating "Ambient Aware" and "TalkThru" features. Ambient Aware is described as being for when you want to stay aware of your surroundings, while TalkThru is for when you want to have a conversation without taking off

your earbuds. Two individuals are shown, one wearing the earbuds, demonstrating the use cases.

## Sound Customization

Utilize the JBL Headphones App to personalize your audio experience. The app provides an equalizer to adjust frequency ranges and pre-set sound profiles, including JBL Deep Bass Sound with 8mm drivers.

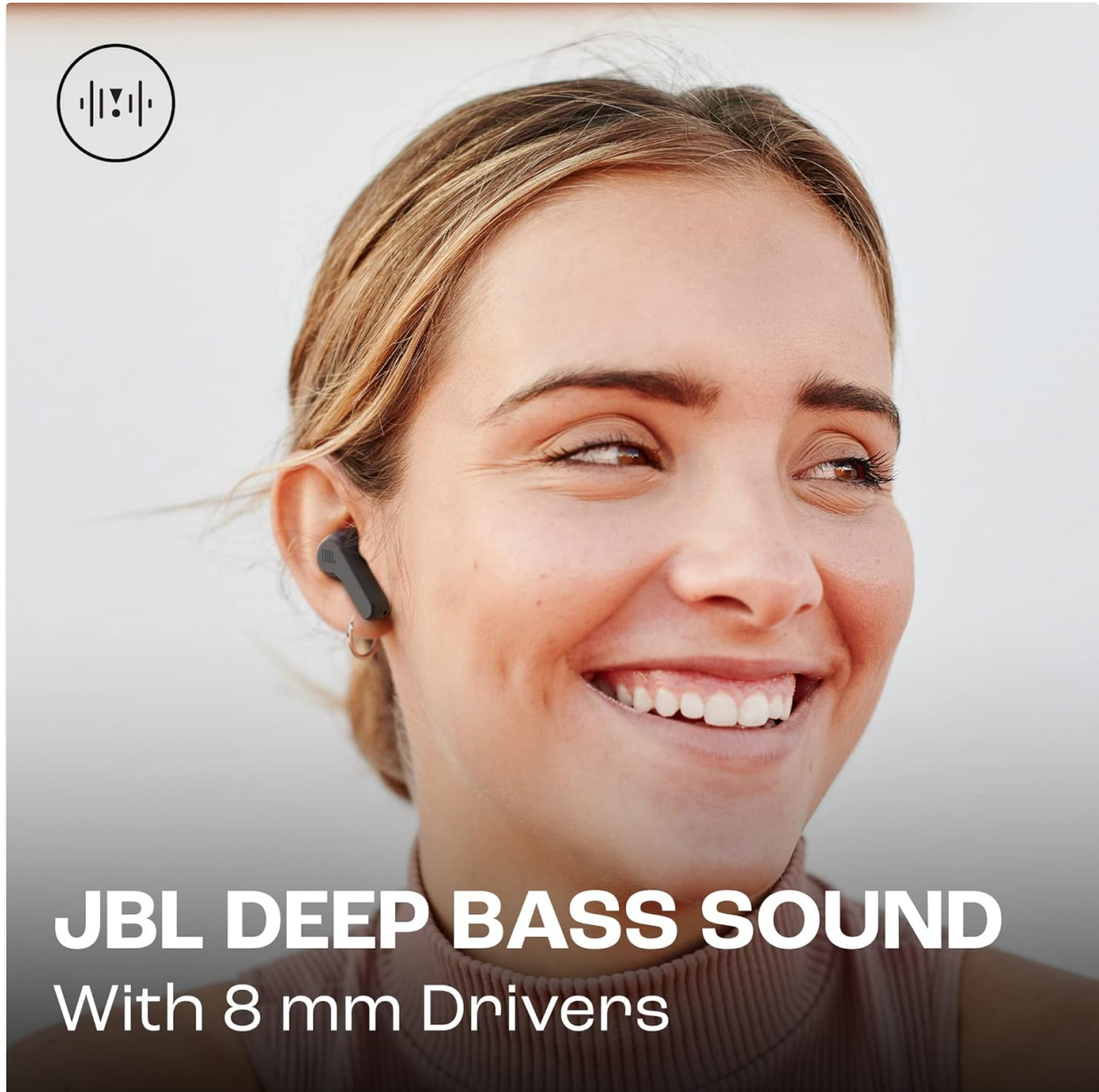


Image: A woman smiling and wearing a black JBL Wave Beam earbud. The image emphasizes the "JBL Deep Bass Sound" feature, noting it is delivered with 8mm drivers.

## MAINTENANCE

### Cleaning

Regular cleaning helps maintain sound quality and hygiene.

- Gently wipe the earbuds and charging case with a soft, dry, lint-free cloth.
- For ear tips, remove them from the earbuds and clean with a mild soap solution if necessary, then rinse thoroughly and dry completely before reattaching.
- Avoid using abrasive cleaners, alcohol, or chemical solvents.

### Water and Dust Resistance (IP54 Certified)

The JBL Wave Beam headphones are IP54 certified, meaning they are protected against dust ingress and splashing water from any direction. This makes them suitable for workouts and outdoor use.

- Do not submerge the headphones in water.
- Ensure the charging port is dry before charging.
- If the earbuds get wet, wipe them dry before placing them back in the charging case.



Image: Two black JBL Wave Beam earbuds are shown with water splashing and dust particles around them, visually representing their IP54 certification for dust and water resistance.

## Storage

When not in use, store the earbuds in their charging case to protect them and keep them charged.

## TROUBLESHOOTING

If you encounter issues with your JBL Wave Beam headphones, try the following solutions:

- **No Power/Not Charging:**
  - Ensure the charging cable is securely connected to both the case and the power source.
  - Check if the power source is active.

- Clean the charging contacts on the earbuds and inside the case.

- **No Sound/Poor Sound Quality:**

- Ensure the earbuds are properly paired and connected to your device.
- Check the volume levels on both the earbuds and your connected device.
- Try re-pairing the earbuds with your device.
- Clean any debris from the earbud nozzles.
- Ensure you have the correct size ear tips for a good seal.

- **Earbuds Not Pairing with Each Other:**

- Place both earbuds back into the charging case, close the lid, wait a few seconds, then open it again. This often re-syncs them.
- If issues persist, consult the JBL support website for specific reset instructions for your model.

- **Bluetooth Connection Issues:**

- Move closer to your connected device to avoid interference.
- Turn off and on Bluetooth on your device.
- Forget "JBL Wave Beam" from your device's Bluetooth list and re-pair.

## SPECIFICATIONS

| Feature                           | Detail   |
|-----------------------------------|--|
| Model Name                        | WAVE-BEAM (JBLWBEAMBLK)  |
| Connectivity Technology           | Wireless (Bluetooth 5.2)   |
| Ear Placement                     | In Ear   |
| Earpiece Shape                    | In-the-ear (Oval Tubes)  |
| Audio Driver Type                 | Dynamic Driver (8mm)   |
| Frequency Range                   | 20 Hz – 20 kHz   |
| Sensitivity                       | 24 dB  |
| Noise Control                     | Sound Isolation (Ambient Aware, TalkThru)                            |
| Battery Life (Earbuds)            | Up to 8 Hours  |
| Battery Life (with Charging Case) | Up to 32 Hours (8 + 24)  |
| Charging Time                     | 0.17 Hours (10 minutes for 2 hours playtime)                         |
| Water Resistance Level            | IP54 Certified (Dust and Water Resistant)                            |
| Control Type                      | Media Control (Touch), App Control                                   |
| Compatible Devices                | Smartphones, Tablets, Laptops, Desktops, Smart Speakers, Televisions |
| Item Weight (Earbuds)             | 58 Grams (total for earbuds and case) / 2.05 ounces                  |

| Feature              | Detail                       |
|----------------------|------------------------------|
| Carrying Case Weight | 100 Grams                    |
| Product Dimensions   | 19.69 x 19.69 x 11.02 inches |
| Color                | Black                        |
| UPC                  | 194644098759, 050036390934   |

## WARRANTY AND SUPPORT

---

JBL products are designed for durability and performance. For detailed warranty information, please refer to the warranty card included with your product or visit the official JBL website.

For technical support, frequently asked questions, or to download the full product manual, please visit the JBL support page:

[Visit JBL Support](#)

---

© 2024 JBL. All rights reserved.  
Product Model: JBLWBEAMBLK