

[Manuals.plus](#) /

› [LAUSAINT HOME](#) /

› LAUSAINT HOME 10'x12' Hardtop Gazebo Instruction Manual (Model B0BHQSL33H)

LAUSAINT HOME B0BHQSL33H

LAUSAINT HOME 10'x12' Hardtop Gazebo Instruction Manual

Model: B0BHQSL33H

INTRODUCTION

This manual provides detailed instructions for the assembly, operation, and maintenance of your LAUSAINT HOME 10'x12' Hardtop Gazebo. Please read all instructions carefully before beginning assembly and retain this manual for future reference. This gazebo features a durable galvanized steel double-roof, an aluminum frame, and includes nettings and curtains for enhanced comfort and privacy.



Image: The LAUSAINT HOME 10'x12' Hardtop Gazebo set up on a patio next to a pool, featuring its double roof, curtains, and netting.

SAFETY INFORMATION

To ensure safe use and longevity of your gazebo, observe the following:

- Ensure proper assembly by following all instructions provided in this manual.
- Secure the gazebo to a stable foundation using the provided expansion screws.
- Do not exceed the weight limit of 2600 lbs for the structure.
- Regularly inspect all connections and fasteners to ensure they remain tight and secure.
- In extreme weather conditions (heavy snow, strong winds), consider disassembling or taking additional precautions to prevent damage.

PACKAGE CONTENTS

Your LAUSAINT HOME Hardtop Gazebo is shipped in a total of 4 boxes. Please verify all parts are present and undamaged before beginning assembly. Refer to the parts list in your separate printed manual for a complete inventory.

SETUP AND ASSEMBLY INSTRUCTIONS

Assembly of this gazebo typically requires 3-5 people and an estimated completion time of 4 hours. Follow the step-by-step instructions provided in the included assembly guide. Do not fully tighten bolts until the entire structure is aligned.




Image: An important assembly note indicating that 24 parts are located inside a tube and must be removed before assembly.



Key structural features for stability:

- **Triangular Structure:** The gazebo incorporates a stable triangular structural frame for improved stability and extended service life.
- **Reinforced Corners:** Additional reinforcement is provided for all four top corners, enhancing structural integrity and supporting a capacity of 2600 lbs.
- **Expansion Bolts:** The package includes 8 expansion bolts and 8 ground nails to secure the gazebo firmly to the ground, improving structural stability against wind.



Triangular Structure

Adopt the most stable triangle structure



Expansion Bolts Included

Improve structural stability

Image: Close-up view illustrating the triangular structural supports and the base plate with included expansion bolts for ground anchoring.

Assembly Video Guide

Your browser does not support the video tag.

Video: Official LAUSAINT HOME assembly guide for the Hardtop Gazebo. This video provides a visual walkthrough of the installation process.

OPERATING INSTRUCTIONS

Your gazebo is designed for versatile outdoor use, offering protection and comfort.

- **Dual-Track System:** The gazebo is equipped with a dual-track system, allowing independent operation of the nettings and curtains. This provides flexibility for ventilation, mosquito protection, and privacy.
- **Nettings and Curtains:** Both the nettings and curtains feature removable zippers for easy adjustment and maintenance. Strappings are included to secure them when not in use, preventing them from becoming messy in the wind. Hooks are also provided to lock them onto the frame legs for a clean and tidy appearance.
- **Double-Tiered Roof:** The double-tiered roof design includes a metal net to facilitate air circulation, reduce heat

buildup, and block leaves and mosquitoes.

- **Water Gutter Design:** The integrated drainage ditch design guides rainwater away, preventing accumulation on the roof and ensuring a long service life for the galvanized steel roof.




Image: The gazebo showcasing its mosquito netting and privacy sidewalls, demonstrating the dual functionality.

MAINTENANCE

Proper maintenance will extend the life and appearance of your gazebo.

- **Cleaning the Frame:** Wipe the aluminum frame with a damp cloth and mild soap. Avoid abrasive cleaners that could damage the finish.
- **Cleaning the Roof:** The galvanized steel roof is rust-resistant. Clean it periodically with water to remove debris and dirt. Ensure gutters are clear of blockages.
- **Cleaning Nettings and Curtains:** The nettings and curtains are water-resistant and fire-resistant. They can be spot cleaned with mild soap and water. For deeper cleaning, remove them and follow fabric care instructions. Ensure they are completely dry before storing or reattaching to prevent mildew.
- **Fastener Check:** Periodically check all bolts and screws to ensure they are tight. Loose fasteners can compromise the gazebo's stability.

TROUBLESHOOTING

Here are solutions to common issues you might encounter:

- **Water Leakage from Roof:** If water seeps through roof bolt holes, apply a silicone sealant to the underside of each bolt. Ensure the gutter system is clear of debris to allow proper water flow.
- **Difficulty Sliding Nettings/Curtains:** Ensure the dual tracks are clean and free of obstructions. Lubricate the tracks with a silicone-based spray if necessary. Check that the zippers are not snagged.
- **Parts Not Aligning During Assembly:** Do not fully tighten any bolts until all major components are loosely assembled and aligned. Slight adjustments and gentle nudging with a rubber mallet may be required to fit parts together.
- **Gazebo Instability:** Verify that all expansion bolts are securely fastened to a stable foundation. Ensure all frame connections are tightened.

SPECIFICATIONS

Feature	Detail
Brand	LAUSAINT HOME
Model	10'x12' Hardtop Gazebo (B0BHQSL33H)
Material	Alloy Steel, Aluminum
Style	Modern
Product Dimensions (L x W x H)	144"L x 192"W x 124"H
Item Weight	350 Pounds
Frame Material	Alloy Steel, Aluminum, Metal
Water Resistance Level	Waterproof
Shape	Rectangular
Ultraviolet Light Protection	50
Assembly Required	Yes
Floor Area	120 Square Feet

Dimensions of Double Roof Permanent Gazebo

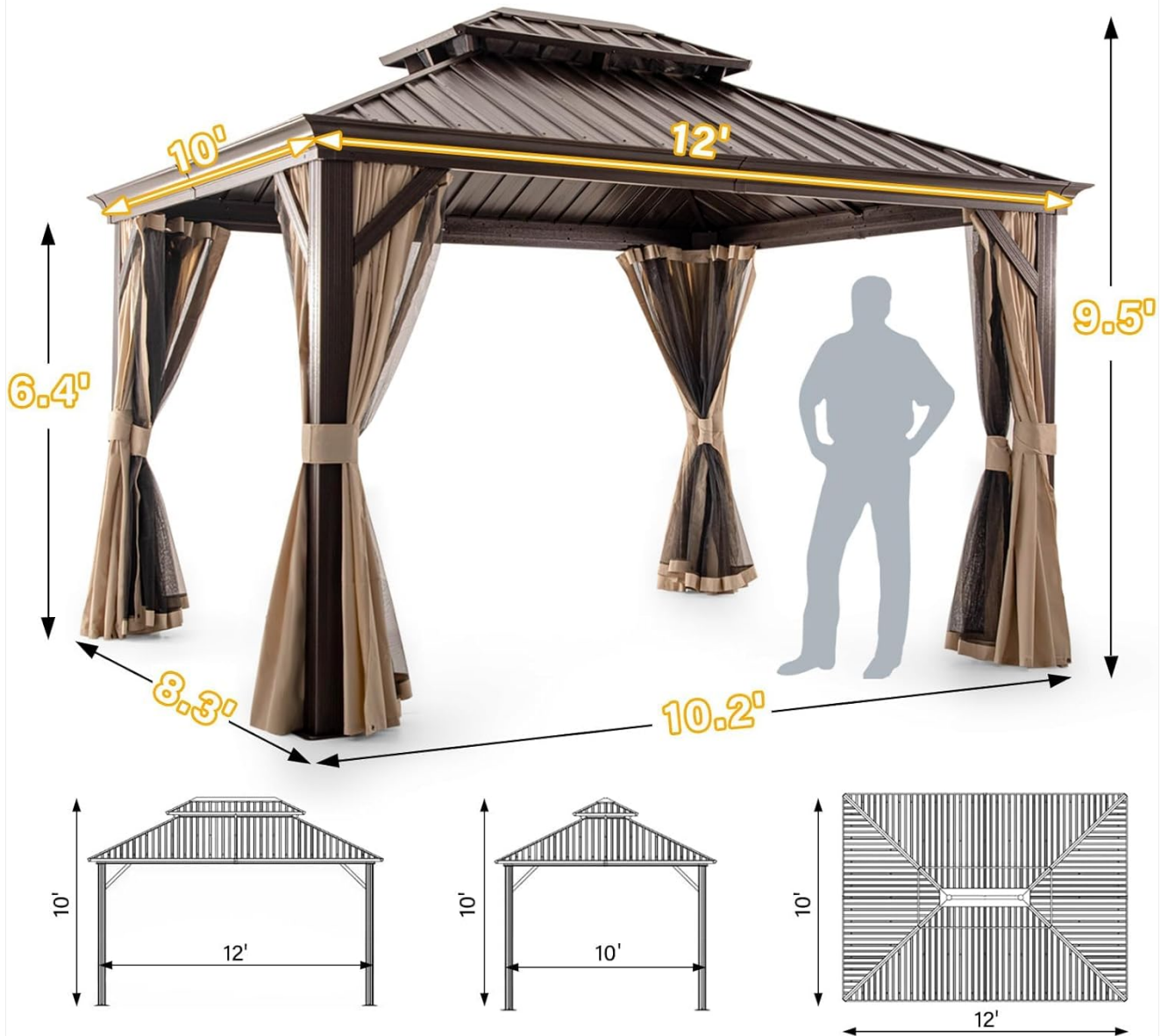


Image: Diagram illustrating the overall dimensions of the 10'x12' Hardtop Gazebo, including height and base measurements.

WARRANTY AND SUPPORT

For warranty information or technical support, please refer to the contact details provided with your purchase documentation or visit the official LAUSAINT HOME website. Keep your proof of purchase for any warranty claims.