



[Manuals.plus](#) /

> [Sanpyl](#) /

> Sanpyl Language Translator Earbuds (Model Sanpylww9qsp6g3h7714-11) Instruction Manual

Sanpyl Sanpylww9qsp6g3h7714-11

Sanpyl Language Translator Earbuds (Model Sanpylww9qsp6g3h7714-11) Instruction Manual

Brand: Sanpyl | Model: Sanpylww9qsp6g3h7714-11

INTRODUCTION

The Sanpyl Language Translator Earbuds provide real-time language translation capabilities, supporting 84 languages and 5 distinct translation modes. Designed for seamless communication, these earbuds integrate Bluetooth 5.1 technology for stable connections and offer extended battery life. They can also function as standard Bluetooth headphones for music playback and phone calls.

SETUP

- Charge the Earbuds:** Ensure the earbuds and charging case are fully charged using the provided USB Type-C cable. The charging case indicates battery level.
- Download the App:** Scan the QR code provided in the manual/packaging box or search for the "Woask" app in your mobile app store (Google Play Store or Apple App Store).
- Register/Log In:** Open the "Woask" app and either register a new account or log in with existing credentials.
- Bluetooth Pairing:**
 - Enable Bluetooth on your smartphone.
 - Take the earbuds out of the charging case.
 - In your phone's Bluetooth settings, search for and connect to the device (e.g., "Translation Earphones").
 - Within the "Woask" app, tap the '+' icon to find and connect to your earbuds.
- Initial Setup in App:** Follow the on-screen prompts in the app to select your desired translation languages.

Dear user, first of all thank you for your trust! The following is an introduction to the use process of the product, hoping to help you understand and use the product faster. After you purchase this product, you need to download the "woosk" APP to use the translation function. Please follow the steps below to experience and use our translation function.

I. Prepare before use

Scan to download woosk APP



Before using the translator, please follow the steps below:

1. Scan the QR code of the manual/packing box to download and install.
2. In the major mobile application markets, search for the "woosk" APP.
3. Make sure the earphones have sufficient power before use.

Woosk Translator Earbuds



Scan for How to Use

II. Operation steps

1. Registration and login

- 1.1. Open the app and click the "Sign" button.
- 1.2. Click the "Login" button.
- 1.3. Click the "Register New Account" button, use any email address to register an account, and return to the login interface to log in after creation.

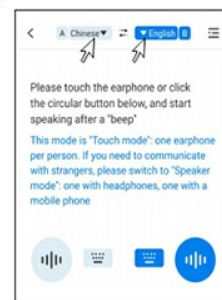


2. Connect the Bluetooth headset

- 2.1 Go back to the main interface and click "Translation Earphones".
- 2.2 Click "to connect" in the upper right corner of the interface to enter the Bluetooth connection interface. Or directly find the Bluetooth connection in the phone settings, take the Bluetooth headset out of the charging compartment, and start the Bluetooth connection. When connecting to Bluetooth, find the name of the Bluetooth headset corresponding to your headset and connect it.

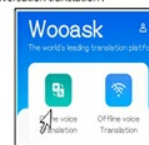


- 2.3 After the connection is successful, select the function to enter the translation page, and select the language you want to translate at the top of the translation interface.



3. Translation tests use

- 3.1 Dear user, if the translation headset is not connected, you can try 8 times for free in this "conversation translation".



- 3.2 After the number of tests is used up, enter the "Translation Earphones" and use 3 online translation functions.



Please Read The Translation App Manual Before Use

Image: Screenshot of the Woosk app showing the setup process, including downloading the app, registering, and pairing the earbuds via Bluetooth.

OPERATING MODES

The Sanpyl Language Translator Earbuds offer five distinct translation modes to suit various communication scenarios:

1. **Wandering Earth Mode:** One person wears one earbud. No manual operation is needed; direct conversation is translated while speaking.
2. **Chatting Mode:** One person wears an earbud, and the other uses the phone's speaker. Tap the earbud (short press or double-click) for earbud microphone recording, or double-click (long press or triple-click) for phone microphone recording.
3. **Simultaneous Interpretation Mode:** For watching foreign language movies or courses. Place the phone near the sound source for real-time simultaneous translation.
4. **AI Translator Mode:** One person wears an earbud, and the other uses a cell phone. Useful for asking directions or ordering food.
5. **Off-site Call Mode:** Supports real-time translation during calls using the headset or speaker.

5 translation modes

Wandering Earth mode

One person with a headset, without any operation, direct conversation, and support translation while talking

Chat mode

One person with one headset, by manipulating the headset or speaker button can carry on the conversation; click (some headset short press or double click) headset microphone recording, double click (some headset long press or three clicks) cell phone microphone recording)

Simultaneous interpretation mode

You can watch supported foreign language movies or courses, put the phone close to the sound source, real time simultaneous translation

AI translator mode

One person with headset, one person with cell phone, can ask for directions and order food very conveniently

Off site call mode

Support headset, speaker and headset or speaker to talk or real time translation




Image: Visual representation of the five translation modes: Wandering Earth, Chat, Simultaneous Interpretation, AI Translator, and Off-site Call modes.

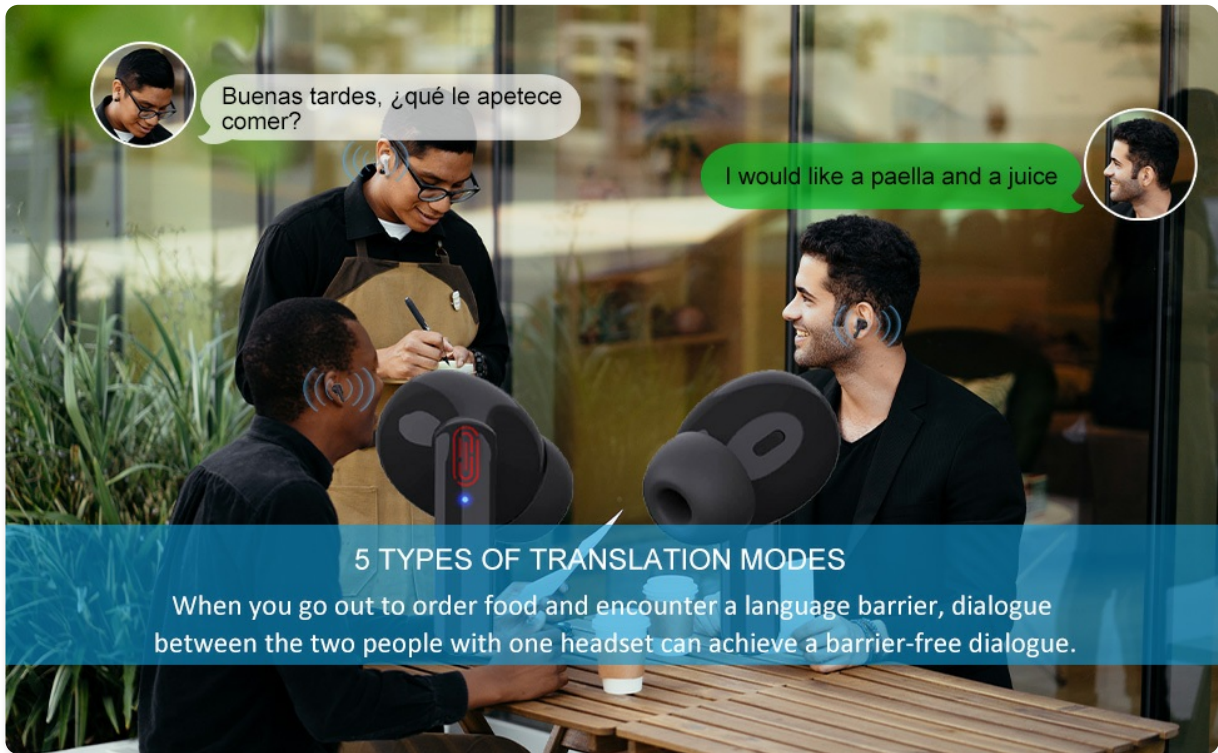


Image: Illustration of two people using the earbuds for real-time conversation translation in a cafe setting, demonstrating the "5 Types of Translation Modes" for barrier-free dialogue.

MEDIA INTEGRATION

Product Images

Support for online translation in 84 languages

Powered by 6 top translation engines
Achieves 99 percent translation accuracy



Description: A pair of black Sanpyl Language Translator Earbuds shown with their charging case and a USB-C charging cable. The earbuds feature a sleek, in-ear design with a short stem.

Each headset or speaker is an ID account

When the other party is not online, you can also leave a message

Equipped with superior speakers

Immersive music listening experience

Can be used as a headset for listening to music and making phone calls



Description: A close-up of a person wearing one black Sanpyl Language Translator Earbud, demonstrating its discreet and comfortable fit in the ear.



Long 24 hour battery life

Headphones can play for about 3 hours
Rechargeable with charging bin
Can be used for a whole day



Description: The black charging case for the Sanpyl Language Translator Earbuds, shown open with both earbuds inside, indicating they are charging. A battery icon suggests long battery life.

Official Product Videos

Your browser does not support the video tag.

Video Description: A seller-provided video demonstrating the SANSUI 6-in-1 Bluetooth 6.0 Language Translator Earbuds, showcasing their features and usage. This video is relevant for understanding similar translator earbud functionalities.

MAINTENANCE

- **Cleaning:** Regularly wipe the earbuds and charging case with a soft, dry cloth. Avoid using harsh chemicals or abrasive materials.
- **Storage:** Store the earbuds in their charging case when not in use to protect them and ensure they remain charged.
- **Battery Care:** To prolong battery life, avoid fully discharging the earbuds frequently. Charge them regularly, even if not completely depleted.

TROUBLESHOOTING

- **Connection Issues:** If earbuds fail to connect, ensure Bluetooth is enabled on your device and the earbuds are out of the case. Try restarting your phone and the earbuds.
- **Translation Inaccuracy:** Ensure a clear speaking environment with minimal background noise. Speak clearly and at a moderate pace. Verify that the correct source and target languages are selected in the app.
- **App Functionality:** If the app is not responding, try closing and reopening it. Ensure the app is updated to the latest version.
- **Audio Problems:** Check the volume settings on both your phone and within the app. Ensure earbuds are properly seated in your ears.

SPECIFICATIONS

Feature	Detail
Brand	Sanpyl
Model Number	Sanpylwv9qsp6g3h7714-11
Translation Languages	84 Languages (online)
Translation Modes	5 Modes (Wandering Earth, Chatting, Simultaneous Interpretation, AI Translator, Off-site Call)
Bluetooth Version	5.1
Battery Life (Earbuds)	Approx. 3 hours playback
Battery Life (with Charging Case)	Up to a full day
Charging Port	USB Type C
Color	Black
Item Weight	0.22 Pounds

WARRANTY AND SUPPORT

For any questions or dissatisfaction with the product after purchase, please contact Sanpyl customer service. They are committed to providing the best solution for you.

Please refer to the contact information provided in your product packaging or on the official Sanpyl website for support details.