

Whistler Titan

Whistler Titan Extreme Performance Radar Detector and Laser Detector User Manual

Model: Titan

Brand: Whistler

INTRODUCTION

This manual provides detailed instructions for the installation, operation, and maintenance of your Whistler Titan Extreme Performance Radar Detector and Laser Detector. The Titan detector features 360° Maxx Coverage, Auto Learning Technology, DSP Technology for maximum sensitivity, and GPS Enhanced Features including TFSR. Please read this manual thoroughly before using your device to ensure optimal performance and understanding of its capabilities.

PRODUCT OVERVIEW

The Whistler Titan is designed to provide advanced detection capabilities for radar and laser signals. It incorporates a new DSP platform for enhanced performance and reduced false alerts.



Front view of the Whistler Titan Radar Detector, showing the OLED display and control buttons.



Diagram illustrating key components of the Whistler Titan, including the GPS Antenna, Mounting Bracket Location, Front Laser sensor, Radar Antenna, Large OLED Display, USB Output, and Intelli-Cord connection point.

SETUP

What's Included

The Whistler Titan package includes:

- Whistler Titan laser radar detector unit
- 12V DC Intelli-Cord 2.0 power cord

- Two suction cup windshield mounts
- Zippered travel/storage case
- Protective cloth bag



Everything You Need

Equipped with everything you need
to start detecting radar and laser



Image showing the Whistler Titan radar detector, user guide, zippered case, Intelli-Cord 2.0, and two suction cup mounts, representing all included items.

Mounting the Detector

Proper mounting ensures optimal detection performance and clear visibility of the display.

1. Attach the suction cups and rubber bumper to your windshield mount and position the mount on your windshield. Ensure a clear line of sight.
2. Pinch and bend the windshield bracket so that the unit is leveled and securely positioned.
3. Connect the small end of the power cord to the radar detector and the other end to a 12V cigarette lighter socket in your vehicle.

How To Mount Your Radar Laser Detector



1.

Attach suction cups and rubber bumper to your windshield mount and position the mount on your windshield



2.

Pinch and bend the windshield bracket so that the unit is leveled



3.

Connect the small end of the power cord to the radar detector and the end of the power cord to a 12v cigarette lighter socket

A visual guide demonstrating the three steps for mounting the radar detector: attaching suction cups, leveling the unit, and connecting the power cord.

Power Connection

Use the provided 12V DC Intelli-Cord 2.0 for power. This cord also features a USB output for charging other devices.



Close-up of the Intelli-Cord 2.0 power adapter, which connects the detector to the vehicle's 12V socket and includes a USB charging port.

OPERATING INSTRUCTIONS

The Whistler Titan offers a range of features to enhance your driving awareness.

DSP Platform and Detection Range

The new DSP platform provides improved detection range and performance, minimizing false alerts.




Our Best Range Yet

Experience our extreme performance
laser radar detector



The Whistler Titan detector mounted on a car dashboard, indicating its effective detection range while driving.



New DSP Platform

Explore a plethora of features, performance
and reduced false alerts with our
new DSP platform



A close-up of the Whistler Titan's OLED display, highlighting the new DSP platform's capability to show detailed frequency information.

GPS Technology

Integrated GPS technology allows the detector to automatically adjust settings based on vehicle speed and location:

- **Automatic Volume Adjustment:** Volume adapts to your speed.
- **City Mode Application:** Automatically engages city mode in urban areas.
- **Low Speed Quiet:** Reduces audible alerts at lower speeds.
- **Overspeed Alerts:** Notifies you if you exceed a preset speed limit.

Red Light and Speed Camera Alerts

The detector comes preloaded with red light and speed camera locations. Free database and firmware updates ensure the information remains current.

Large OLED Display

The easy-to-read OLED display shows essential information including the current time, compass heading, and detected

radar frequency.

Voice Alerts

Clear voice announcements provide information on band identification, Ka radar signature ID, feature selections, and compass heading (N, S, E, W), allowing you to keep your eyes on the road.

Auto and Manual Lock-Outs

The unit supports automatic and manual lock-outs for stationary X and K band locations, reducing repetitive false alerts from known sources.

False Alert Filtering

Advanced K/KA band filtering technology reduces or eliminates false alerts originating from K band blind spot monitoring systems and K band collision avoidance systems in other vehicles.

City Modes

Three distinct City modes (City, City 1, City 2) are available for driving in urban and rural environments. These modes are designed to minimize audible annoyances from radar-based door openers and other devices that share frequencies with police radar.

MAINTENANCE

To ensure the longevity and optimal performance of your Whistler Titan, follow these maintenance guidelines:

- **Cleaning:** Gently wipe the exterior of the detector with a soft, dry cloth. Avoid using abrasive cleaners or solvents, which can damage the display or casing.
- **Storage:** When not in use for extended periods, store the detector in its provided zippered travel/storage case in a cool, dry place, away from direct sunlight and extreme temperatures.
- **Cable Care:** Inspect the power cord regularly for any signs of wear or damage. Replace if necessary.
- **Firmware Updates:** Periodically check the Whistler website for available firmware updates to ensure your device has the latest features and performance enhancements.

TROUBLESHOOTING

If you encounter issues with your Whistler Titan, refer to the following common troubleshooting steps:

- **No Power:** Ensure the 12V DC Intelli-Cord 2.0 is securely plugged into both the detector and the vehicle's cigarette lighter socket. Check the vehicle's fuse for the cigarette lighter.
- **No Audio Alerts:** Verify that the volume is turned up. Check the settings to ensure voice alerts are enabled and not muted.
- **Frequent False Alerts:** Ensure the detector is in an appropriate City mode for urban driving. Utilize the Auto and Manual Lock-Out features for known stationary false sources. Verify that advanced K/KA band filtering is active.
- **GPS Not Connecting:** Ensure the detector has a clear view of the sky for satellite acquisition. Allow a few minutes for initial GPS lock.
- **Display Issues:** If the OLED display is dim or not functioning correctly, try adjusting the brightness settings in the menu. If the issue persists, contact customer support.

For further assistance, please refer to the support section of this manual or visit the official Whistler website.

SPECIFICATIONS

Feature	Detail
Item Weight	1.61 pounds
Package Dimensions	11.38 x 7.72 x 3.62 inches
Display Type	OLED
ASIN	B0BHFD7FBQ
Date First Available	October 5, 2022
Manufacturer	Whistler Group Inc.
Brand	Whistler
Frequency Bands Supported	10.5 - 10.55 GHz, 24.05 GHz - 24.25 GHz, 33.4 - 36.0 GHz
Power Source	DC power supply
Voltage	12 Volts
UPC	052303409349

WARRANTY AND SUPPORT

Manufacturer Warranty




The Whistler Titan comes with an industry-leading **3-year manufacturer warranty**.




Customer Support

For any questions or assistance, Whistler provides USA-based support. You can reach out via telephone or email directly from their headquarters in Bentonville, Arkansas.

For the most current contact information, please visit the official Whistler website.

Related Documents - Titan

	Whistler Pro-3600 Laser/Radar Detector Installation Instructions This document provides detailed installation instructions for the Whistler Pro-3600 Laser/Radar Detector, covering component identification, mounting hardware, antenna installation, interface box setup, optional module integration, power connections, error codes, and troubleshooting. It guides users through the process of safely and effectively installing the device in their vehicle.
	Whistler CR80 High Performance Laser-Radar Detector Owner's Manual Comprehensive owner's manual for the Whistler CR80 High Performance Laser-Radar Detector, covering features, installation, operation modes, troubleshooting, care, and specifications.
	Whistler CR85 High Performance Laser-Radar Detector Owner's Manual Comprehensive owner's manual for the Whistler CR85 High Performance Laser-Radar Detector, detailing features, installation, operation modes, troubleshooting, legal compliance, and speed monitoring information.

	<p>Whistler Z-19R/Z-23R Laser-Radar Detector User Manual</p> <p>Comprehensive user manual for the Whistler Z-19R and Z-23R Laser-Radar Detectors, covering installation, operation, features, troubleshooting, and warranty information.</p>
	<p>Whistler GT-435Xi Laser/Radar Detector Owner's Manual</p> <p>Comprehensive owner's manual for the Whistler GT-435Xi Laser/Radar Detector, covering installation, operation, features, troubleshooting, specifications, and warranty information. Includes details on radar and laser detection, alert modes, and legal considerations.</p>
	<p>Whistler Z-19R/Z-23R Laser-Radar Detector User Manual</p> <p>Comprehensive user manual for the Whistler Z-19R and Z-23R Laser-Radar Detectors, covering installation, operation, features, troubleshooting, and warranty information.</p>

Documents - Whistler – Titan



[\[pdf\]](#) Frequently Asked Questions Guide Warranty Accessories

Titan User GuideTitan GuideWhistler The Whistler GroupWhistler GroupTitan Guidecdn shopify s files 10911 9976 6823 Guide v 1744596777cdn 1744596777 |||

User Guide RADAR DETECTOR WELCOME Dear Whistler Customer, If you have questions concerning the ope ... com CUSTOMER RETURN CENTER 1412 South 1st St. Rogers, AR 72756 Email: support whistlergroup.com P/N **Titan** 10B21 2021 The Whistler Group, Inc. ...

lang:en **score:33** filesize: 1.1 M page_count: 48 document date: 2021-10-04



[\[pdf\]](#) User Manual Frequently Asked Questions Guide Warranty Accessories

User Manual The Whistler Group WH50 HSXWH50 wh50

User Guide RADAR DETECTOR WELCOME Dear Whistler Customer, If you have questions concerning the ope ... com CUSTOMER RETURN CENTER 1412 South 1st St. Rogers, AR 72756 Email: support whistlergroup.com P/N **Titan** 10B21 2021 The Whistler Group, Inc. ...


lang:en **score:25** filesize: 1.1 M page_count: 48 document date: 2021-10-04



[\[pdf\]](#) User Manual Instructions Diagram


wireless World Radio History the sudio on April 3 and will contributo Full instructions wiring circuit diagrams supplied with each Pack speak Manual Training Wireless Weekly 1929 03 29 worldradiohistory AUSTRALIA Archive AU

wireless II II/ 1.0 a Weekly INCORPORATING 7 4010 IN AUSTRALIA NEW ZEALAND 19 USING PHILIPS COMP ... d 5 to I Pilot Bakelite Audio Transformers, 31 to I Ediswan 45 -amp. actual 2v. Cell, Accumulator **Titan** A 2 -amp. Charger, complete ... Eye Plugs and Sockets Genuine Carborundum Crystal Detecto...
lang:en score:23 filesize: 7.93 M page_count: 60 document date: 2019-01-04



[\[pdf\]](#) User Manual

UVI HX ODDY Soundbank Manual Sound Without Limits hx oddy manual uvi s3 amazonaws Manuals ||| Soundbank Manual Software Version 1.0 EN240718 End-User License Agreement EULA Use of this produ ... erbie Bass Light Funk Micro Mod Mosquito Normal One Odybass Rough Funk Seventies Touch Solid SynSaw **Titan** Brass Energy Esquisse Fast Circuit Galactic Times Hill Metalic Robert Spirit Robot Speech Shar...
lang:en score:22 filesize: 2.91 M page_count: 14 document date: 2024-07-18




[\[pdf\]](#)

aktuell Magazine for Heating Technology 41th Year 2009 Issue 2 Viessmann Werke GmbH Co KG viessmann instruction manuals German translation Linguee 02 GB com etc medialib internet global documents magazin gb Par 64535 File tmp |||

Magazine for Heating Technology 41th Year 2009 Issue 2 Climate protection: a driver of innovation ... of achieving a reversal by 2015 must be initiated now or it will be as though we are sitting on the **Titanic**. We know where the iceberg is this is something that science can tell us with a reasonable ...

lang:en score:21 filesize: 2.5 M page_count: 36 document date: 2010-01-20



[pdf]

Apple s Reply Instructs Samsung On The Finer Points Of Tablet And Smartphone Design reply PI motion assets sbnation 807205 |||

Case5:11-cv-01846-LHK Document424 Filed11/28/11 Page1 of 40 1 HAROLD J. MCELHINNY CA SBN 66781 hm ... 5 Fed. Cir. 2011

..... 18 24 **Titan** Tire Corp. v. Case New Holland, Inc., 25 566 F.3d 1372 Fed. Cir. 2009

lang:en score:18 filesize: 3.29 M page_count: 40 document date: 2011-11-29



[Popular Electronics Magazine - April 1992 Issue - Tech Reviews & Projects](#)

Explore the April 1992 issue of Popular Electronics magazine, featuring reviews of the Panasonic PT-10L projector, Canon UCS1 camcorder, Fluke multimeters, and more, alongside DIY electronics projects and articles on audio equipment and electronics careers.

lang:en score:14 filesize: 7.41 M page_count: 92 document date: 2017-11-29




[pdf] User Manual

Sweet 16s! Good Sam with manual jacks chocks and wedges The Level Up hydraulic leveling system stabilizes your fifth wheel RV in less than one minute TrailerLifeMagazineNovember2015 webcontent goodsam trailerlife digital editions

FOUR-SEASON FREEDOM: PREPPING FOR OLD MAN WINTER Sweet 16s The Latest from Ram, Chevy/GMC, Ford, ... 0,400 pounds. NISSAN You ve been hearing about it for years, and now it s finally here: the Nissan **Titan** XD with an available 5.0-liter Cummins turbodiesel V-8 engine. All new for 2016, the **Titan** XD ...

lang:en score:12 filesize: 46.7 M page_count: 84 document date: 2015-09-24




[pdf] User Manual Guide Catalog

Marty Grosser Diamond Comic Distributors PREVIEWS PUBLICATIONS 307 APRIL 2014 premiere manual for exposing capturing prosecuting and burning witches used by every right thinking European magistrate of the late middle february complete catalogue d11fdyfhxcs9cr cloudfront net templates 181016 myimages PREVIEWS #305 VOL. XXIV #2, FEB14 PREVIEWS PUBLICATIONS PREVIEWS #307 APRIL 2014 THIS MONTH S ... C, 4.99 US RATED T Skitter finally returns to the team and it s perfect timing, because the Teen **Titans** are going to need all the power they can muster in this final battle against the man known as... lang:en score:11 filesize: 1.41 M page_count: 353 document date: 2014-02-09




[pdf]

RPG Magic Item Collection Luke Hart The DM Lair LLC c 2023 Items5e Downloads Laircdn shopify s files 1 0552 2856 3642 v 1699018199 ||| RPG MAGIC ITEM COLLECTION The DM Lair Credits Contact the Author Notice of Open Game Content Ga ... Decanter of Dark Brew Dleep s Dexterous Doll Ember-Touched Dagger Sunfury s Hammer Cornucopia **Titan** Shard Amulet Amulet of Extra Chances Featherbrand Mask of The Facestealer Soles of The Da... lang:en score:10 filesize: 6.08 M page_count: 27 document date: 2023-11-03



[pdf] Catalog

Titan Exploring an Earthlike World 411 Pages Athena Coustenis Fredric W Taylor the eye eu public WorldTracker org Physics Astrophysics **TITAN** Exploring an Earthlike World Second Edition SERIES ON ATMOSPHERIC, OCEANIC AND PLANETARY PH ... 1. Introduction 1 1.1 Early History 1 1.2 **Titan** in Mythology 5 1.3 Space Exploration of the So... lang:en score:10 filesize: 34.46 M page_count: 412 document date: 2008-12-26



[pdf] Price List

óta rai Rem Satellite Times 1997 11 12 worldradiohistory Archive ||| 350 US 55 CAN A pLblication of Grove Enterprises r . tarai Rem Monitoring tile Music ofMother Eart ... b/s slightly elliptical orbit with an altitude of approximately 150 km. After separation from the **Titan**, the Centaur will burn for about two minutes to establish the final parking orbit. Up to 90 mi... lang:en score:10 filesize: 6.61 M page_count: 96 document date: 2021-11-03

