

## Aroepurt P414-SJ-106

# Aroepurt P414-SJ-106 Protective Case User Manual

For Cwowdefu F80w 5G 8-inch Tablet (2022 Model)

## 1. INTRODUCTION

Thank you for choosing the Aroepurt P414-SJ-106 Protective Case. This manual provides essential information for the proper installation, use, and maintenance of your new tablet case. This case is specifically designed to fit the **Cwowdefu F80w 5G 8-inch Tablet (2022 Model)** offering protection and enhanced functionality.

## 2. PRODUCT FEATURES

- **Unobstructed Access:** All tablet hardware, including webcam, flash, fingerprint reader, and speakers, remains fully accessible and functional.
- **Enhanced Protection:** Features a flip cover and thickened silicone protection ring for comprehensive, lightweight defense against daily wear and tear.
- **Durable Design:** Exquisite inkjet pattern maintains its vibrant appearance over time without fading.
- **Integrated Stand Function:** The case can be folded to prop up the tablet for hands-free viewing.
- **Note:** This case does not include a keyboard slot.

## 3. SETUP AND INSTALLATION

Follow these steps to correctly install your Cwowdefu F80w 5G 8-inch Tablet into the Aroepurt protective case:

1. Ensure your tablet is clean and free of dust or debris.
2. Gently align the tablet with the silicone frame of the case.
3. Press the tablet firmly into the case, starting from one corner and working your way around, ensuring all edges are securely seated within the silicone protection ring.
4. Verify that all ports, buttons, camera, and speakers are correctly aligned with the case's cutouts and remain fully accessible.



This composite image illustrates the process of installing the tablet into the case, highlights the precise cutouts for ports and camera, and demonstrates how the case folds into a stand for hands-free viewing.

#### 4. OPERATING THE STAND FUNCTION

The Aroepurt protective case features a built-in stand for convenient hands-free viewing. To activate the stand function:

1. Open the flip cover of the case.
2. Fold the front cover backward, aligning it with the grooves or design on the back of the case.
3. Adjust the angle to your preferred viewing position. The case is designed to hold the tablet securely in an upright orientation.



This image displays the Aroepurt protective case in its closed position, showcasing the vibrant bookshelf pattern on the exterior.





This image shows the Aroepurt protective case opened flat, revealing the interior lining and the full extent of the bookshelf design.

## 5. MAINTENANCE AND CARE

To ensure the longevity and appearance of your Aroepurt protective case, please follow these care instructions:

- **Cleaning:** Wipe the case with a soft, damp cloth. Avoid using harsh chemicals, abrasive cleaners, or solvents, as these may damage the polyurethane material or the printed design.
- **Storage:** Store the case in a cool, dry place away from direct sunlight and extreme temperatures when not in use.
- **Avoid Sharp Objects:** Keep the case away from sharp objects to prevent scratches or punctures.

## 6. TROUBLESHOOTING

If you encounter any issues with your case, consider the following:

- **Tablet Not Fitting:** Ensure you have the correct tablet model (Cwowdefu F80w 5G 8-inch Tablet, 2022 Model). Re-check the installation steps to ensure the tablet is properly seated.
- **Ports Blocked:** Verify that the tablet is correctly aligned within the case. Slight adjustments may be needed to ensure full access to all ports and buttons.

## 7. SPECIFICATIONS

Feature	Detail
---------	--------

Brand	Aroepurt
Product Type	Flip Case
Model Number	P414-SJ-106
Special Features	Integrated Stand
Material	Polyurethane
Compatible Tablet Models	Cwowdefu F80w 5G 8-inch Tablet (2022 Model)
Dimensions (L x W x H)	30 x 20 x 1 centimeters




## 8. WARRANTY AND SUPPORT




For warranty information or technical support, please refer to the documentation provided with your purchase or contact the retailer/manufacturer directly. Keep your proof of purchase for any warranty claims.



© 2023 Aroepurt. All rights reserved.

### Related Documents - P414-SJ-106

	<p><a href="#">Sharp Refrigerator-Freezer Operation Manual</a></p> <p>This operation manual provides detailed instructions for the safe and efficient use of Sharp Refrigerator-Freezer models, including safety precautions, installation guidelines, description of features, useful modes, control panel operations, temperature control, food storage advice, care and cleaning instructions, and troubleshooting tips.</p>
	<p><a href="#">AND SJ Series Digital Scale Instruction Manual</a></p> <p>Comprehensive instruction manual for the AND SJ Series digital scales (SJ-1000, SJ-2000, SJ-5000, SJ-12K, SJ-20K, SJ-30K). Covers safety precautions, introduction, parts identification, handling, operation, functions, specifications, regional usage, and warranty information.</p>
	<p><a href="#">SHARP INFORMATION TECHNIQUE - Modes Service et Codes Défauts Réfrigérateurs</a></p> <p>Guide technique SHARP détaillant l'activation du mode service, l'utilisation du panneau de commande, et les codes défauts pour les modèles de réfrigérateurs SJ-BA10, SJ-BA11, SJ-BA20, SJ-BA21.</p>

	<p><a href="#">SHARP Refrigerator-Freezer Operation Manual</a></p> <p>This operation manual provides detailed instructions for the SHARP Refrigerator-Freezer models SJ-3822M, SJ-4122M, SJ-4422M, SJ-FTS11BVS, and SJ-FTS13BVS, covering safety, installation, operation, description, temperature control, food storage, care and cleaning, and troubleshooting.</p>
	<p><a href="#">SHARP SJ-TB01ITX Fridge-freezer User Manual   Installation &amp; Operation Guide</a></p> <p>This user manual from SHARP provides detailed instructions for the SJ-TB01ITX series of fridge-freezers. It covers installation, operation, food storage, troubleshooting, energy saving tips, and customer support, ensuring optimal performance and longevity of your home appliance.</p>
	<p><a href="#">Sharp Refrigerator-Freezer Operation Manual: Safety, Installation, and Usage Guide</a></p> <p>Comprehensive operation manual for Sharp Refrigerator-Freezer models including SJ-P50M-S, SJ-U43P-SL, SJ-P55M-K, SJ-U43P-BK, SJ-P59M-S, SJ-U47P-SL, SJ-FTS16AVP-SL, SJ-U47P-BK, SJ-FTS17AVP-SL. Covers safety, installation, description, useful modes, control panel, food storage, care, cleaning, and troubleshooting.</p>