

## Accsoon SEEMO

# Accsoon SeeMo HDMI to USB C Video Transmitter Adapter Instruction Manual

Model: SEEMO

## 1. INTRODUCTION

---

The Accsoon SeeMo is a compact and versatile HDMI to USB-C video transmitter adapter designed to transform your iOS device (iPhone or iPad) into a high-grade monitor for your camera or other HDMI sources. It enables real-time monitoring, recording, and streaming, enhancing your filmmaking workflow with portability and advanced features.



Image 1.1: Accsoon SeeMo adapter connected to a camera, with an iPhone mounted for monitoring.

## Key Features:

- **High-Grade Monitoring:** Connects your camera or HD HDMI source to your iPhone or iPad for professional monitoring.
- **Portable Design:** Compact and lightweight, ideal for on-the-go filmmakers using handheld cameras, gimbals, or studio setups.
- **iOS Compatibility:** Features a built-in clamp for recent iPhones and connects via an included right-angle Lightning to USB-C cable.
- **Flexible Power:** Powered by rechargeable Sony NP-F type batteries (NP-F550/F750/F970), offering up to 8 hours of operation with an NP-F 970 battery.
- **Accessory Power Output:** A useful 5V 2A USB-C output port allows powering of external devices like microphones or small on-camera lights.
- **iPad Integration:** Can connect to a recent iPad or iPad Pro using an Accsoon PowerCage (sold separately) for a larger director's monitor setup.

## 2. WHAT'S IN THE BOX

Upon unboxing your Accsoon SeeMo, please ensure all the following items are present:

# Package List !



If you want use with iPad, you can choose  
Accsoon PowerCage in our shop.  
Note: Battery not included.

- |                            |    |
|----------------------------|----|
| • Accsoon SeeMo            | *1 |
| • AccsoonCold Shoe Adapter | *1 |
| • USB-C to Lightning Cable | *1 |
| • USB-C to USB-C Cable     | *1 |

Image 2.1: Accsoon SeeMo package contents.

- Accsoon SeeMo Unit x1
- Accsoon Cold Shoe Adapter x1
- USB-C to Lightning Cable x1
- USB-C to USB-C Cable x1

*Note: Sony NP-F type batteries are not included and must be purchased separately.*

## 3. SETUP

---

### 3.1 Mounting the SeeMo

1. Attach the Accsoon Cold Shoe Adapter to your camera's hot shoe or a compatible mounting point on your camera rig. Secure it firmly.
2. Slide the Accsoon SeeMo unit onto the cold shoe adapter until it clicks into place.
3. Adjust the angle of the SeeMo unit as needed using the cold shoe adapter's articulation.
4. Extend the built-in clamp on the SeeMo unit and carefully insert your iPhone (5.5–6.7 inches wide) into the clamp. Ensure it is securely held.



Image 3.1: Accsoon SeeMo mounted on a camera with an iPhone.

### 3.2 Powering the SeeMo

1. Insert a fully charged Sony NP-F type battery (NP-F550/F750/F970) into the battery holder on the back of the SeeMo unit.

2. Press the 'ON/OFF' button on the side of the SeeMo unit to power it on. The LED indicators will light up to show the battery level.

### 3.3 Connecting to Your Camera and iOS Device

1. Connect your camera's HDMI output port to the HDMI-A input port on the Accsoon SeeMo using a compatible HDMI cable.
2. Connect the USB-C output port on the Accsoon SeeMo to your iPhone's Lightning or USB-C port using the appropriate included cable (USB-C to Lightning or USB-C to USB-C).



Image 3.2: Connection diagram for Accsoon SeeMo with various devices.

### 3.4 App Installation

The Accsoon SeeMo requires the Accsoon SEE app (iOS 12.0 or later) to function. Upon connecting the SeeMo to your iOS device, you may receive a prompt to download the app from the App Store. If not, search for 'Accsoon SEE' in the App Store and install it.

Your browser does not support the video tag.

Video 3.1: Accsoon SeeMo 4K Guide & Tutorial - Installation. This video demonstrates the physical installation and connection process of the Accsoon SeeMo with a camera and iPhone.

## 4. OPERATING INSTRUCTIONS

Once the Accsoon SEE app is launched and connected, your iOS device will display the live feed from your camera. The app provides a comprehensive interface for monitoring, recording, and streaming.



# Together We Creat More

Our goal is to make it easier for every creator to present their creativity anywhere.



Image 4.1: Accsoon SEE app interface on an iPhone.

## 4.1 Monitoring Features

The Accsoon SEE app offers a suite of professional monitoring tools:

- **Focus Assist:** Tools like focus peaking to ensure sharp focus.
- **Exposure Tools:** Waveforms, histograms, and false color for accurate exposure control.
- **Framing Guides:** Grids, aspect ratio guides, and safe areas.
- **LUTs:** Apply custom Look Up Tables in real-time for creative previews.
- **De-squeeze:** For anamorphic lens monitoring.
- **Mirror/Flip:** Adjust the image orientation as needed.

# Accsoon SEE App Support

Live streaming from anywhere

Accsoon supports RTMP streaming


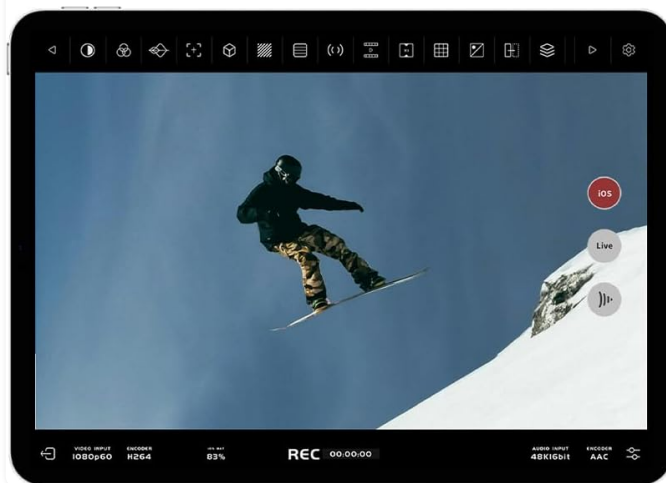



Image 4.2: Accsoon SEE app monitoring tools.

## 4.2 Recording

You can record the video feed directly to your iOS device. The app supports recording in 1080p at up to 60fps, providing a convenient backup or quick-share option for your footage.

## 4.3 Streaming

The Accsoon SEE app supports RTMP/SRT streaming, allowing you to live stream your camera's feed to various platforms like YouTube, Facebook, and Twitch directly from your iOS device.

# Live streaming from Everywhere

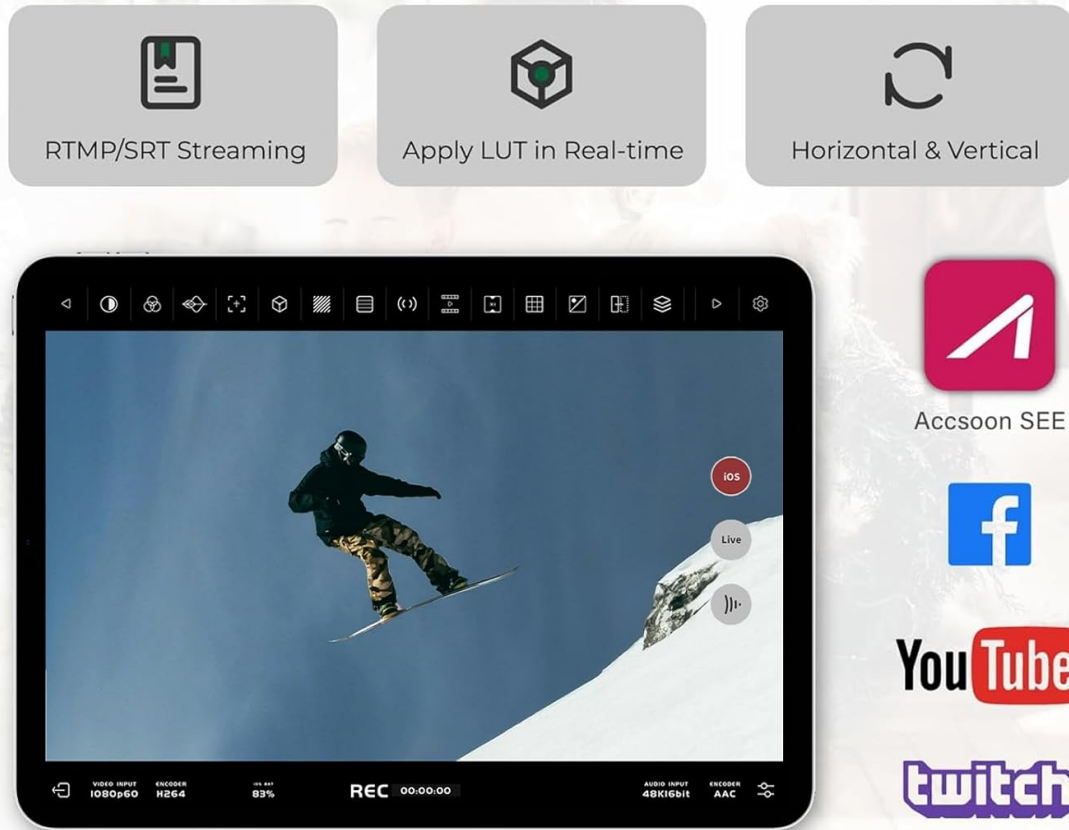


Image 4.3: Accsoon SEE app live streaming features.

Your browser does not support the video tag.

Video 4.1: What is the Accsoon SeeMo 4K. This video provides an overview of the Accsoon SeeMo's capabilities for monitoring, recording, and streaming.

Your browser does not support the video tag.

Video 4.2: Accsoon SeeMo 4K HDMI Transmission Video Capture Terminal for iPhone and for iPad. This video highlights the features and benefits of using the SeeMo for video capture and monitoring.

Your browser does not support the video tag.

Video 4.3: Accsoon SeeMo HDMI to USB C Video Capture Adapter. This video demonstrates the adapter's functionality and ease of use.

## 5. MAINTENANCE

### 5.1 Firmware Updates



Accsoon regularly releases firmware updates to improve performance and add new features. To update the firmware:

1. Ensure your SeeMo unit is fully charged (battery level above 50%).
2. Connect your SeeMo to your iOS device and launch the Accsoon SEE app.
3. Navigate to the 'Firmware' section within the app's menu.
4. Follow the on-screen instructions to download and install the latest firmware. Do not interrupt the update process, as this can cause permanent damage to the device.

Your browser does not support the video tag.

Video 5.1: SeeMo Series Upgrade Tutorial. This video guides users through the firmware update process for the Accsoon SeeMo.

## 5.2 Battery Care

- Always use genuine Sony NP-F type batteries or reputable third-party alternatives.
- Store batteries in a cool, dry place when not in use.
- Avoid fully discharging batteries to prolong their lifespan.

## 6. TROUBLESHOOTING

---

- **No Video Signal:**

- Ensure all HDMI and USB-C cables are securely connected.
- Verify that your camera's HDMI output is active and configured correctly.
- Check if the Accsoon SeeMo unit is powered on and has sufficient battery.
- Confirm that the Accsoon SEE app is open and running on your iOS device.

- **App Not Recognizing SeeMo:**

- Restart the Accsoon SEE app and reconnect the SeeMo.
- Ensure your iOS device is running iOS 12.0 or later.
- Try a different USB-C to Lightning/USB-C cable.

- **Short Battery Life:**

- Use higher capacity NP-F batteries (e.g., NP-F970).
- Ensure external accessories are not drawing excessive power from the 5V USB-C output.

## 7. SPECIFICATIONS

---

# Specification



Image 7.1: Accsoon SeeMo physical features and specifications.

Feature	Specification
Product Dimensions	4.13 x 2.7 x 1.18 inches
Item Weight	11.3 ounces
Model Number	SEEMO
Compatible Devices	Devices with HDMI output
Connector Type	USB Type C
Color	White
Video Input Format	1080p 60/59.94/50/30/29.97/25/24/23.98fps, 720p 60/59.94/50fps
Video Output Format	1080p 60/50/30/25/24fps 720p
Video Input Port	HDMI-A
Video Output Port	USB-C
Adjustable Width (Phone Clamp)	65mm–90mm
Size Compatibility (Phone Clamp)	5.5–6.7 inch
Battery Compatibility	NP-F550/F750/F970
Charging Port	USB-C 5V/1A Out
Power Consumption	2.0 Watt

Feature	Specification
iOS Version	iOS 12.0 or later

## 8. WARRANTY AND SUPPORT

---

For warranty information and technical support, please refer to the official Accsoon website or contact your local distributor. Keep your proof of purchase for warranty claims.