

HisoHu HIB01-30-AH

HisoHu Insert Range Hood User Manual

Model: HIB01-30-AH

1. INTRODUCTION

Thank you for choosing the HisoHu Insert Range Hood. This manual provides essential information for the safe and efficient operation, installation, and maintenance of your appliance. Please read it thoroughly before use and retain it for future reference.



This image displays the HisoHu Insert Range Hood, showcasing its sleek black finish, stainless steel top, and integrated LED lighting. The control panel is visible on the front.

2. IMPORTANT SAFETY INFORMATION

READ ALL INSTRUCTIONS BEFORE INSTALLATION AND OPERATION.

- This range hood is designed for **residential indoor use only**. Do not use it for commercial purposes.
- To reduce the risk of fire, electric shock, or injury, ensure proper grounding and installation in accordance with all applicable national and local electrical codes.
- **CAUTION:** To reduce the risk of a range top grease fire, never leave surface units unattended at high settings.
- Do not install the range hood closer than **25 inches (63.5 cm)** above the cooking surface. Refer to the installation section for specific clearance requirements.
- Always switch off power at the service panel and lock the service panel to prevent power from being switched on accidentally during maintenance or installation.
- Clean grease filters frequently. Grease accumulating on the filters may result in a grease fire.

3. SETUP AND INSTALLATION

3.1 Unboxing and Package Contents

Upon opening the package, you will find the HisoHu Insert Range Hood securely packed with foam for protection. The package includes the range hood unit, mounting hardware, a remote control, and the installation guide/user manual. A charcoal filter is also included for ductless conversion.



This official video from HisoHu provides a detailed overview of the Insert Range Hood, including its unboxing, key features like 900 CFM suction, convertible ducted/ductless options, and control functionalities. It offers a visual guide to the product's capabilities.

3.2 Installation Options (Ducted vs. Ductless)

The HisoHu range hood offers versatile installation options, supporting both ducted and ductless configurations. For ducted operation, the hood connects to a 6-inch round duct to vent air outside. For ductless (recirculation) operation, the included charcoal filter traps grease and odors, and the filtered air is recirculated back into the kitchen.

Convertible Range Hood

Ducted convertible ductless, simply combine it with our effective charcoal filters. (come with 1 charcoal filters)

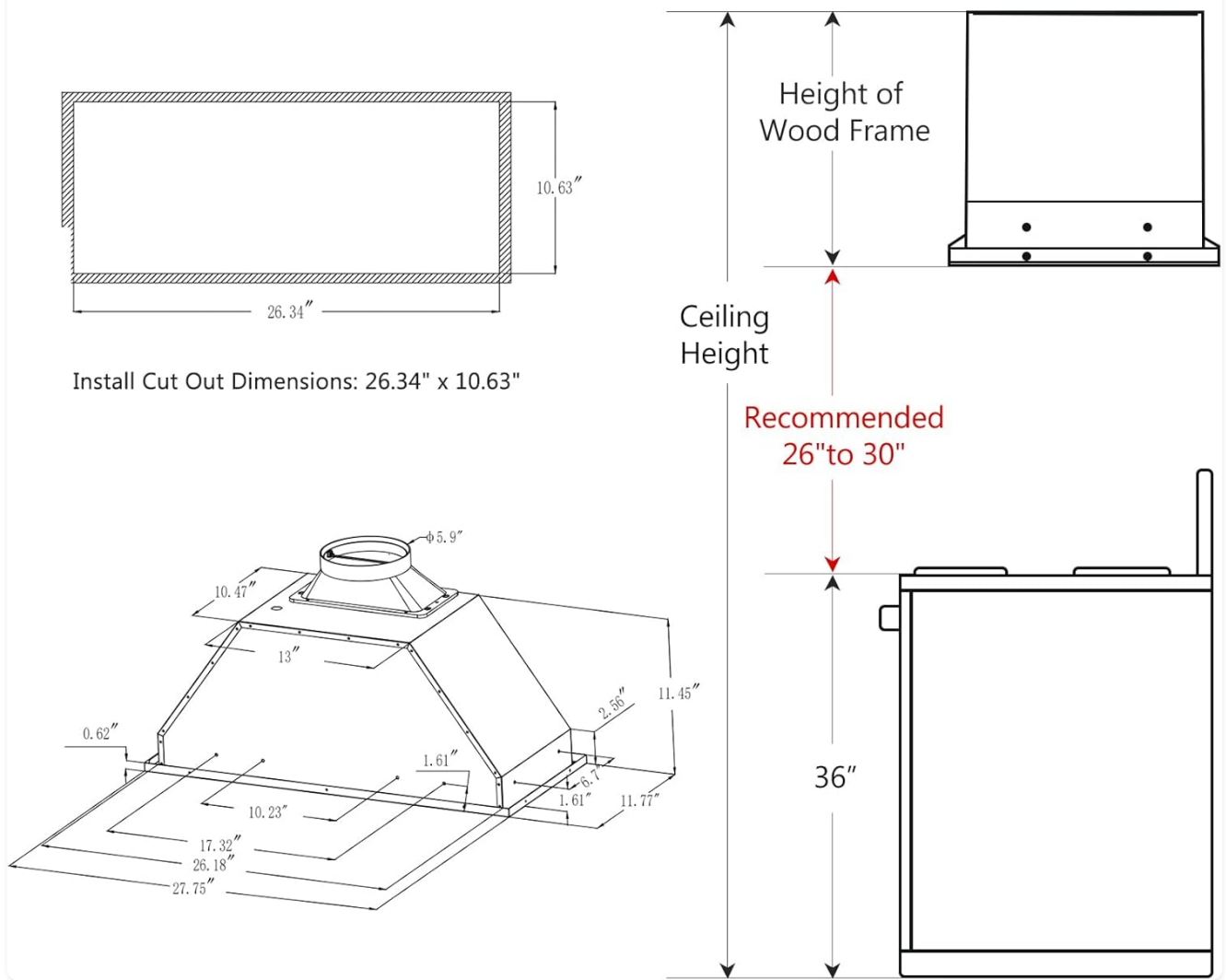


This diagram illustrates the dual ventilation options: ductless operation, which uses a charcoal filter for air recirculation, and ducted operation, which vents air outside. The range hood is designed for versatile installation.

3.3 General Installation Steps

Installation requires careful measurement and adherence to local building codes. It is recommended to have two people for installation due to the unit's weight. Ensure the mounting surface is sturdy enough to support the range hood. Detailed instructions, including cut-out dimensions and wiring diagrams, are provided in the full user manual.

Product Size



This technical drawing provides precise measurements for the range hood, including installation cut-out dimensions and recommended ceiling height, crucial for proper fitting and setup.

4. OPERATING INSTRUCTIONS

The HisoHu range hood features a smart LCD screen with touch controls, gesture control, and a remote for convenient operation.

4.1 Control Panel and Fan Speeds


The intuitive control panel allows you to select from 4 fan speeds to match your cooking needs, from light simmering to heavy frying. The LCD screen displays the current fan speed level.



The range hood is shown installed above a kitchen stovetop, effectively capturing steam and cooking fumes. This illustrates its powerful 900 CFM suction and 4-speed fan settings, designed for efficient fume removal.

4.2 Gesture Control

For hands-free operation, simply wave your hand across the designated sensors on the control panel to adjust fan speeds or turn the lights on/off. This feature is particularly useful when your hands are occupied during cooking.



Gesture Control

Just wave your hand cross the two sensing pointsto adjust the speed.

This image highlights the innovative gesture control feature, allowing users to adjust fan speed by simply waving their hand across the sensor, providing a convenient, touch-free operation.

4.3 Dimmable LED Lighting

The range hood is equipped with 4500K LED lights that provide bright illumination for your cooking area. The lights are dimmable, allowing you to adjust the brightness to your preference.

Dimmable LED Light

4500K bright light and allowing you to adjust the illumination according to your preference.



The range hood's dimmable 4500K LED lights are shown brightly illuminating the cooking surface, providing clear visibility and adjustable ambiance for your kitchen.

4.4 Remote Control

A remote control is included for convenient operation from a distance, allowing you to power on/off, adjust fan speeds, and control lighting without directly touching the unit.

5. MAINTENANCE

Regular maintenance ensures the longevity and optimal performance of your range hood.

5.1 Cleaning Grease Filters

The metal filters are designed to trap grease and are dishwasher-friendly for easy cleaning. Regular cleaning (recommended monthly, or more frequently depending on cooking habits) prevents grease buildup, which can affect performance and pose a fire hazard.

5.2 Charcoal Filter Replacement (Ductless Mode)


If operating in ductless mode, the charcoal filter should be replaced periodically (typically every 3-6 months, depending on usage) to maintain effective odor absorption. Refer to the full manual for specific replacement instructions.

6. TROUBLESHOOTING

If you encounter any issues with your HisoHu range hood, please refer to the troubleshooting section in the complete user manual. Common issues and their solutions are typically covered there. For persistent problems or technical assistance, please contact customer support.

7. SPECIFICATIONS

Feature	Detail
Brand	HisoHu
Model Number	HIB01-30-AH
Air Flow Capacity	900 Cubic Feet Per Minute (CFM)
Material	Stainless Steel
Noise Level	35-65 dB
Number of Speeds	4
Controls Type	Touch, Gesture Control, Remote
Light Source Type	LED (4500K, Dimmable)
Ventilation Type	Ducted / Ductless (Convertible)
Voltage	110 Volts
Wattage	230 watts
Item Weight	24.8 pounds
Product Dimensions	29.08 x 70.49 x 29.89 inches (approx. 11.45"D x 27.75"W x 11.77"H)



30 to 55 dB Quieter Noise Level

Experience ultra-quiet comfort on the first 2 speed settings with even the highest setting quieter than a microwave.

A sound level meter indicates the quiet operation of the range hood, with noise levels ranging from 30 to 55 dB. This feature ensures a comfortable kitchen environment even during high-power ventilation.

8. WARRANTY AND SUPPORT

HisoHu is committed to providing high-quality products and customer-oriented service.







8.1 Five-Year Warranty

Your HisoHu Insert Range Hood comes with a **Five-Year Warranty**, ensuring peace of mind regarding product quality and performance. Please retain your proof of purchase for warranty claims.

8.2 Customer Service

If you have any questions, require technical assistance, or need to make a warranty claim, please feel free to contact HisoHu customer service via Amazon.com. We strive to reply to all inquiries within 24 hours.

Related Documents - HIB01-30-AH

	<p>COS-QS75 Range Hood Troubleshooting Guide COSMO</p> <p>Troubleshoot common issues with your COSMO COS-QS75 range hood, including motor noise, power problems, and airflow issues. Find solutions and maintenance tips.</p>
	<p>Fisher & Paykel 30-Inch Integrated Stainless Steel Insert Range Hood (HPB3011-4) - Quick Reference Guide</p> <p>A quick reference guide for the Fisher & Paykel 30-inch integrated stainless steel insert range hood (model HPB3011-4), detailing its features, specifications, dimensions, and installation information.</p>
	<p>IKTCH IKB01/IKB02 Series Range Hood Installation Guide & User Manual</p> <p>Comprehensive installation guide and user manual for IKTCH IKB01 and IKB02 series stainless steel range hoods. Includes safety instructions, installation steps, maintenance, specifications, and troubleshooting.</p>
	<p>Hauslane IN-R100 Pro-Style 30-inch Built-In Range Hood Powerful Suction & Easy Cleaning</p> <p>Discover the Hauslane IN-R100 Pro-Style 30-inch built-in range hood. Featuring 600 CFM powerful suction, dishwasher-safe baffle filters, low-noise operation, and convertible ductless/ducted installation. Ideal for any kitchen style.</p>
	<p>CIARRA Range Hood Installation and User Manual</p> <p>Comprehensive installation, operation, cleaning, maintenance, and troubleshooting guide for the CIARRA range hood. Includes safety precautions, specifications, and environmental disposal information.</p>
	<p>Fisher & Paykel HPB3011-4 30-Inch Insert Range Hood: Quick Reference Guide</p> <p>Discover the features, specifications, and installation details for the Fisher & Paykel HPB3011-4 30-inch integrated stainless steel insert range hood. This guide covers its edge-to-edge extraction, energy efficiency, effortless cleaning, and simple installation.</p>