

Kipcush Walnut Wood

Kipcush Nursery Lamp with Sound Machine

USER MANUAL

INTRODUCTION

The Kipcush Nursery Lamp with Sound Machine is designed to create a tranquil and soothing environment for both babies and adults. Featuring a wide array of high-fidelity sounds, customizable mood lighting, and intuitive touch controls, this device aims to significantly improve sleep quality and enhance relaxation. Its advanced audio technology ensures a seamless listening experience without repetitive loops.



The Kipcush sound machine helps create a peaceful environment for the whole family.

SAFETY INFORMATION

- To prevent risk of electric shock, do not use this product in or near water.
- This product is not a toy and should not be used as such.

- Follow all instructions provided in this user manual.
- Avoid exposure to loud sounds for extended periods to prevent hearing damage.
- Do not operate this product if any of its parts are damaged.
- Unplug this product from the power source before cleaning.
- Do not use this product with a damaged power cord or plug.
- Always ensure proper ventilation around the device.

SETUP GUIDE

1. Plug the device into a power source using the provided adapter.
2. Place the sound machine on a stable, flat surface away from water or excessive heat.



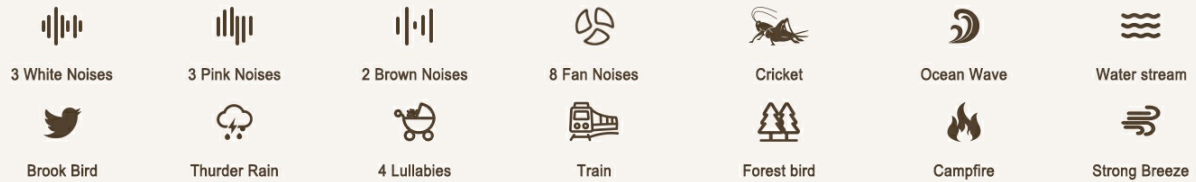
Ensure the device is properly plugged in and placed on a stable surface.

OPERATING INSTRUCTIONS & FEATURES

Power and Sound Selection

To turn the device on, press the power button. The Kipcush sound machine offers 30 high-fidelity soothing sounds, including white noise, pink noise, brown noise, various fan sounds, nature sounds, and lullabies. To select a sound, press the music note button until your desired sound appears on the display.

30 Soothing Sounds



Explore 30 high-fidelity soothing sounds for optimal relaxation.

Volume Control

Adjust the volume using the '+' and '-' buttons. The device features up to 32 volume settings, allowing you to effectively block out external noises and create a personalized sound environment.

Lighting Control

The large touchable speaker mesh can be used to turn the light on or off. Choose from 7 different ambient light colors or set a default nightlight to suit your preference. This feature is ideal for creating a calming atmosphere in any room.



Select from a variety of ambient light colors to enhance your sleep environment.

Timer Function

To set a timer, press and hold the timer button. The device offers various timer settings to automatically turn off the sound and light after a set duration, helping you conserve energy and ensure uninterrupted sleep.



Utilize the timer function to automatically turn off the device after a chosen duration.

Customizable Equalizer Settings

The KipCush sound machine includes 4 equalizer modes (Pop, Rock, Jazz, Classical) to further customize your selected sound. For private listening, connect headphones to the built-in 3.5mm headphone jack.



Personalize your audio experience with four distinct equalizer modes.



Connect headphones for immersive listening without disturbing others.

MAINTENANCE

- Always unplug the device before cleaning.

- Wipe the exterior with a soft, dry cloth. Do not use liquid cleaners or abrasive sprays.
- Store the device in a cool, dry place when not in use for extended periods.

TROUBLESHOOTING

No Power

- Ensure the power adapter is securely plugged into both the device and a working electrical outlet.
- Check if the power outlet is functional by plugging in another device.

No Sound

- Verify that the volume is not set to the lowest level or muted.
- Ensure no headphones are plugged into the 3.5mm jack if you intend to use the main speaker.
- Try selecting a different sound to confirm the issue is not with a specific sound file.

Light Not Working

- Tap the large speaker mesh to toggle the light on/off.
- Ensure the device has power.

SPECIFICATIONS

Feature	Detail
Brand	Kipcush
Model Number	Walnut Wood
Item Weight	14.4 ounces
Product Dimensions	3.9 x 3.9 x 1.9 inches
Color	Walnut Wood
Material	Plastic
Sound Tracks	30 High-Fidelity Soothing Sounds (White Noise, Pink Noise, Brown Noise, Fan Noise, Nature Sounds, Lullabies)
Lighting Options	7 Ambient Colors + Default Nightlight
Equalizer Modes	4 (Pop, Rock, Jazz, Classical)
Connectivity	3.5mm Headphone Jack






WARRANTY & SUPPORT

For detailed warranty information and customer support, please refer to the documentation included with your purchase or visit the official Kipcush website. The manufacturer is committed to providing high-quality products and assistance for any inquiries or issues you may encounter.

For further assistance, please visit the [Kipcush Store on Amazon](#).



Related Documents - Walnut Wood

	<p>Ginkgo Mini Alice Mushroom Lamp Quick User Manual</p> <p>User manual for the Ginkgo Mini Alice Mushroom Lamp, detailing product operation, charging instructions, materials, warranty, and care. Features sustainable design and multiple color modes.</p>
	<p>Ginkgo Lemelia Light Quick User Manual and Product Information</p> <p>Official quick user manual for the Ginkgo Lemelia Light, detailing product content, operation, materials, warranty, and care instructions. Includes multilingual support.</p>
	<p>Creative Building Finishes: Your Guide to Kitchen Design & Cabinetry</p> <p>Explore Creative Building Finishes' comprehensive catalog for kitchen renovation. Discover curated cabinet collections, understand the design process, and benefit from expert guidance to create your ideal kitchen space.</p>
	<p>Captiva Wood Doors: Custom Crafted Entryways & Interior Doors</p> <p>Explore Captiva Wood Doors, offering custom-designed, handcrafted wooden doors made with premium materials and old-world craftsmanship. Discover various wood species, styles, and construction options for beautiful, durable entryways.</p>
	<p>Ginkgo Smart FootballSpin Lamp: Quick User Manual and Operation Guide</p> <p>Comprehensive guide to the Ginkgo Smart FootballSpin Lamp. Learn about product content, charging, remote control, touch, and tap operation modes, materials, warranty, and care instructions.</p>

<div data-bbox="118 91 311 309"><div>Large Lemelia Light™ Quick User Manual</div><div>ENGLISH</div><div>DEUTSCH</div><div>FRANCAIS</div><div>ITALIANO</div><div>ESPAÑOL</div><div>PORTUGUÊS</div><div><small>Thank you for your purchase of the Gingko Large Lemelia Light. Please read the instruction manual carefully to achieve the best performance of this product.</small></div></div>	<div data-bbox="341 150 1085 181">Gingko Large Lemelia Light: Quick User Manual & Product Guide</div> <div data-bbox="341 190 1474 262">Comprehensive guide to the Gingko Large Lemelia Light, covering product content, operation, charging, materials, warranty, and care. Learn how to use and maintain your sustainable LED lamp.</div>
---	---