

Manuals+

[Q & A](#) | [Deep Search](#) | [Upload](#)

[manuals.plus](#) /

› [GIOTOHUN](#) /

› [GIOTOHUN Cat Water Fountain Pump User Manual](#)

GIOTOHUN H1-pump

GIOTOHUN Cat Water Fountain Pump User Manual

Brand: GIOTOHUN | Model: H1-pump

1. INTRODUCTION

Thank you for choosing the GIOTOHUN Cat Water Fountain Replacement Pump. This pump is designed to provide a continuous flow of fresh water for your pet, ensuring their hydration and well-being. It features an ultra-quiet operation, a built-in LED light, and is IP68 waterproof for durability and safety. This manual provides essential information for the proper setup, operation, maintenance, and troubleshooting of your new pump.

This pump is specifically designed to be compatible with GIOTOHUN cat water dispensers, particularly the H1 model.



Image: The GIOTOHUN Cat Water Fountain Pump, shown with different compatible fountain colors.

2. SETUP INSTRUCTIONS

1. **Unpack:** Carefully remove the pump from its packaging. Inspect for any damage.
2. **Prepare Fountain:** Ensure your GIOTOHUN cat water fountain (e.g., H1 model) is clean and ready for pump installation.
3. **Install Pump:** Place the pump securely in the designated area within the water fountain. Ensure the suction cups on the bottom of the pump adhere firmly to the fountain's base to prevent movement.
4. **Connect Power:** The pump uses a USB port. Connect the USB cable from the pump to a compatible 5V/1A USB power adapter (not included).
5. **Fill Fountain:** Fill the water fountain with clean water up to the recommended maximum level. Ensure the pump is fully submerged.

6. **Power On:** Plug the USB power adapter into a wall outlet. The pump should begin operating, and the built-in LED light will illuminate.

GIOTOHUN ORIGINAL CAT FOUNTAIN PUMP




Image: The GIOTOHUN pump is designed for seamless integration with GIOTOHUN cat water fountains, ensuring proper fit and function.

3. OPERATING THE PUMP

The GIOTOHUN pump is designed for continuous, quiet operation. Once properly installed and powered, it will circulate water through your cat fountain, providing a fresh and appealing drinking source for your pet.

- **Ultra-Quiet Performance:** The pump operates at a noise level of $\leq 30\text{dB}$, ensuring it does not disturb your pet or your household, even during quiet hours.
- **Built-in LED Light:** The integrated LED light provides soft illumination, making the water fountain visible and accessible for your pet, especially at night.
- **Low Power Consumption:** With a power consumption of only 1.5W, the pump is energy-efficient.
- **Anti-Dry Burning Protection:** The pump is designed to operate safely for over 20,000 hours of continuous use, with features to prevent damage from low water levels. However, always ensure adequate water is present.

Quiet and Silent

The proper height of the faucet, the noise is as low as 30 decibels so that you can sleep peacefully.




Image: The quiet operation of the pump ensures a peaceful environment for your pet.

Anti-dry burning

Over 20,000 hours
of continuous operation.

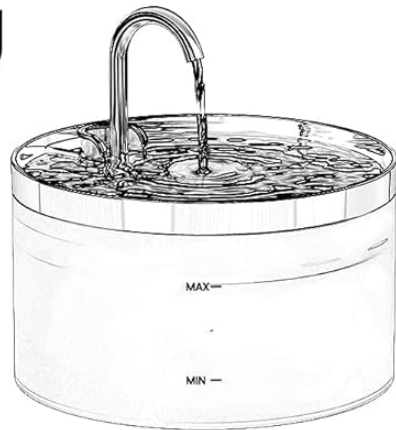


Image: The pump features anti-dry burning technology for extended lifespan and safety.

Your browser does not support the video tag.

Video: An official demonstration of the GIOTOHUN Cat Water Fountain, showcasing its features and operation.

4. MAINTENANCE AND CLEANING

Regular cleaning of the pump is crucial to extend its lifespan and ensure optimal performance. We recommend cleaning the pump every **2-4 weeks**, or more frequently if you notice reduced water flow or debris buildup.

Cleaning Steps:

1. **Disconnect Power:** Always unplug the pump from the power source before cleaning.
2. **Disassemble Pump:** The pump features a separated design for easy disassembly. Gently remove the protective cover and then the impeller.
3. **Clean Components:** Rinse all parts (pump body, protective cover, impeller) under clean running water. Use a small brush (often included with fountains) to remove any hair, debris, or mineral deposits from the impeller and its housing.
4. **Reassemble:** Once all parts are clean, reassemble the pump by placing the impeller back into its housing and securing the protective cover.
5. **Reinstall:** Place the cleaned pump back into the water fountain and reconnect the power.

CLEAN WATER PUMP

It is recommended to clean once every two weeks.



Image: Step-by-step guide for disassembling and cleaning the pump components.

New upgraded disassembled water pump



Image: An exploded view illustrating the key components of the disassembled water pump, including the pump body, protective cover, and impeller.

5. TROUBLESHOOTING

If you encounter issues with your GIOTOHUN pump, please refer to the following common solutions before contacting support:

Problem	Possible Cause	Solution
Pump not working or weak flow	<ul style="list-style-type: none"> • Insufficient water level • Debris (hair, food particles) clogging the pump/impeller • Mineral buildup • Power connection issue 	<ul style="list-style-type: none"> • Ensure water level is above MIN mark. • Disconnect power, disassemble, and thoroughly clean the pump and impeller (refer to Maintenance section). • Check USB cable and power adapter connection. Try a different USB port or adapter if available.
Pump making unusual noise	<ul style="list-style-type: none"> • Debris caught in impeller • Low water level • Pump not seated correctly 	<ul style="list-style-type: none"> • Disconnect power and clean the impeller. • Add water to the fountain. • Ensure the pump is securely placed with suction cups attached.
LED light not working	<ul style="list-style-type: none"> • Power connection issue • Light malfunction 	<ul style="list-style-type: none"> • Check power connection. • If pump works but light doesn't, contact customer support.

If the problem persists after attempting these solutions, please contact GIOTOHUN customer support for further assistance.

6. PRODUCT SPECIFICATIONS

Feature	Detail
Model Name	H1-pump
Brand	GIOTOHUN
Power Source	Corded Electric (USB 5V/1A)
Power Consumption	1.5W
Noise Level	≤30dB
Waterproof Rating	IP68
Material	High quality (H1-pump material)
Color	White
Item Dimensions (LxWxH)	2.36 x 2.36 x 2.17 inches
Item Weight	5.29 Ounces
Country of Origin	China
Date First Available	January 6, 2023
Specific Uses	Replacement pump for cat water fountains

PRODUCT SIZE



1.9 IN



1.9 IN



Image: Detailed dimensions of the GIOTOHUN Cat Water Fountain Pump.

High efficiency original pumps



1.5W
Low Power



>2 years
Service life



<35dB
Low noise



Image: Key performance indicators: 1.5W Low Power, >2 years Service life, <35dB Low noise.

7. WARRANTY AND SUPPORT

The GIOTOHUN Cat Water Fountain Pump comes with a **2-year warranty** from the date of purchase.

If you experience any quality problems or abnormal pump behavior that cannot be resolved using the troubleshooting guide, please do not hesitate to contact our customer support team for assistance or a replacement.

For support, please visit the [GIOTOHUN Store on Amazon](#) or refer to your product packaging for direct contact information.

© 2023 GIOTOHUN. All rights reserved.

This manual is for informational purposes only. Product specifications are subject to change without notice.