

XTOOL D9S PRO

XTOOL D9S PRO Automotive Scan Tool User Manual

Model: D9S PRO | Brand: XTOOL

1. INTRODUCTION

The XTOOL D9S PRO is a professional-grade automotive diagnostic scan tool designed for comprehensive vehicle diagnostics, ECU programming, and advanced maintenance services. This manual provides detailed instructions on how to set up, operate, and maintain your D9S PRO device, ensuring optimal performance and longevity.



The XTOOL D9S PRO diagnostic tool, featuring a large display tablet and a wireless VCI (Vehicle Communication Interface) module, designed for comprehensive vehicle diagnostics and programming. It highlights key features such as ECU programming, FCA AutoAuth, Topology Mapping, 4000+ Active Tests, 42+ Special Services, and 33-66ft WiFi diagnosis range, along with a 3-year free update.

2. PRODUCT OVERVIEW

The D9S PRO is equipped with a robust hardware configuration and a user-friendly interface to facilitate efficient vehicle diagnostics. Key components include the main tablet unit and the VCI (Vehicle Communication Interface) module.

2.1 Key Features

- **Advanced ECU Programming & Coding:** Supports online and offline programming for specific vehicle brands.
- **FCA AutoAuth:** Access to Security Gateway Module (SGW) for 2018+ Chrysler, Dodge, Jeep, and Fiat vehicles.
- **Intelligent Topology Map:** Visual representation of vehicle communication networks for faster fault

identification.

- **45+ Maintenance Services:** Comprehensive range of reset and service functions.
- **4000+ Bi-directional Controls/Active Tests:** Perform component tests to pinpoint issues.
- **OE-Level Full Systems Diagnostics:** In-depth scanning of all vehicle modules.
- **Enhanced Wireless Connection:** Stable Wi-Fi connectivity with extended range (33-66ft).
- **Wide Vehicle Coverage:** Supports over 150 vehicle brands.
- **Multi-language Support:** Pre-installed English and Spanish, with 22 additional languages.
- **3 Years Free Software Updates:** Ensures compatibility with the latest vehicle models.



XTOOL D9S PRO WIFI Scan Tool
Professional Tool for Mechanics & Workshops

Online & Offline ECU PROGRAMMING | **4000+** Bi-directional Control

Online & Offline ECU CODING **NEW** | **45+** Maintenance Services

AutoAuth FCA | **OE** Full Systems Diagnostic

HIDDEN FUNCTIONS Refresh | **SUPPORT CAN FD/DoIP**

PRE-INSTALLED English & Spanish (2025 NEW) | **150+** Brands Coverage

3 YEARS Free Updates | **SUPPORT 23 Languages**

2025 New Upgraded

10X Faster

Technical support | **XTOOL** | **D9S PRO WICAC2**

Diagnosis | **SPECIAL FUNCTION** | **Report** | **Updates** | **More**

AUTO SCAN | **Remote Control** | **Settings** | **XTOOL**

Android 10.0 OS | **4GB+128GB storage (Upgraded)** | **WiFi & Cabled Connection** | **7.4V*6400mAh Battery= 3.7V*12800mAh(More Durable)** | **9.7" 1024 X 768 Display** | **64 Mbps Speed (Max) (Faster)** | **8 MP Rear Camera**

This image provides a comprehensive overview of the XTOOL D9S PRO's capabilities, including online and offline ECU programming and coding, over 45 maintenance services, full system diagnostics, and support for advanced protocols like CAN FD and DoIP. It also emphasizes its wide vehicle coverage, multi-language support, and long-term software updates.

3. SETUP

Follow these steps to set up your XTOOL D9S PRO for first-time use.

3.1 Initial Charging

Upon receiving your D9S PRO, ensure the tablet is fully charged using the provided power adapter. The device features a 6400 mAh (7.4V) quick-charging battery for extended performance.

3.2 Powering On

Press and hold the power button located on the side of the tablet until the XTOOL logo appears on the screen.

3.3 VCI Module Connection

The D9S PRO utilizes a wireless VCI module for vehicle communication. Plug the VCI module into the vehicle's OBDII port. The tablet and VCI will automatically establish a wireless connection. The D9S PRO's enhanced Wi-Fi connection offers a more stable and extended diagnostic range compared to standard Bluetooth scanners.

45+ Maintenance Services

Functions vary across vehicles, check with VIN via [xtooldirect outlook com!](http://xtooldirect.outlook.com)

| | | | |
|-----------------------------------------------------------------------------------------------------------|------------------------------------------------------------------------------------------------------------|--------------------------------------------------------------------------------------------------------------|----------------------------------------------------------------------------------------------------------------|
|  ABS Bleeding |  Power Balance |  Injector Coding |  Throttle Relearn |
|  Oil Reset |  EPB Reset |  TPMS Reset |  BMS Reset |

- SWS Calibration
- Alcohol Content Reset
- ABS Initialization
- Yaw Rate Sensor Calibration
- Fuel Trim Reset
- Crankshaft Sensors Relearn
- Idle Learn Reset
- Transmission Adaptive Value Reset
- Injector Injection Quantity Adjustment

150+ Brands Coverage

After 1996

Support CANFD /DOIP

for DIYers/ Mechanics/ Garage/ Workshop



For FORD**For Toyota****For BMW****For GM****More...**

The D9S PRO features an enhanced wireless connection, providing a more stable and extended diagnostic range of 33-66 feet, significantly improving mobility and efficiency in a workshop environment compared to traditional Bluetooth-based scanners.

3.4 Software Updates

It is recommended to perform a software update upon initial setup to ensure you have the latest features

and vehicle compatibility. Connect the tablet to a Wi-Fi network and navigate to the 'Updates' section in the main menu.

4. OPERATING INSTRUCTIONS

This section details the primary functions and operations of the XTOOL D9S PRO.

4.1 ECU Programming and Coding

The D9S PRO supports advanced ECU programming and coding functionalities for specific vehicle brands. This includes:

- **Online & Offline ECU Coding:** For BENZ, BMW, and Mitsubishi to improve car performance and enhance efficiency.
- **Online & Offline ECU Programming:** For new module programming and module replacement for Ford, Lincoln, Mazda, BENZ, and BMW F/G Chassis.
- **Refresh Hidden Functions:** Activate hidden features like park assist to maximize car performance.

Note: Please send your VIN and module information to XTOOL support to check compatibility before attempting ECU programming or coding. Not supported for GM vehicles.

ECU Coding, ECU Programming, Hidden Functions

Online & Offline ECU Coding

- ECU Coding for BENZ/ for BMW/ for Mitsubishi
- Improve car performance and enhance car efficiency

Online & Offline ECU Programming

- Program New Module
- Module Replacement
- For Ford/ for Lincoln/ for Mazda
- For BENZ/ for BMW

Refresh the Hidden Functions



The XTOOL D9S PRO offers advanced ECU coding and programming functionalities for specific vehicle brands like BENZ, BMW, Ford, Lincoln, and Mazda. This includes the ability to reflash ECUs, activate hidden features such as park assist, and optimize vehicle performance. It supports both online and offline operations.

4.2 FCA AutoAuth

The D9S PRO supports FCA AutoAuth for accessing the Security Gateway Module (SGW) on 2018+ Chrysler, Dodge, Jeep, and Fiat vehicles. This allows for comprehensive diagnostics and bi-directional control on these models.

Steps to Activate the Function:

1. Account Registration via XTOOLTECH Website.
2. Set up your registered account on the D9S PRO scanner.
3. Add your D9S PRO tool to your FCA account.
4. Update software on the scanner to ensure the latest FCA AutoAuth features are available.

AutoAuth for **FCA SGW** Access

Get Vehicle access for better diagnosis, bidirectional, etc.
FCA AutoAuth is **ONLY** for VCI Above V208 Version!

For Chrysler



For Dodge



For Jeep



More Coming Soon



Steps to **Activate** the Function

Check the steps via XTOOLTECH Website > Supports
Menu > FCA SGW > 4 Steps

1 ACCOUNT REGISTRATION

2 SET YOUR ACCOUNT

3 ADD TOOL

4 UPDATE SOFTWARE



The D9S PRO supports FCA AutoAuth, allowing access to the Security Gateway Module (SGW) for 2018+ Chrysler, Dodge, Jeep, and Fiat vehicles. This enables comprehensive diagnostics and bi-directional control. Activation requires account registration and software updates.

4.3 Intelligent Topology Mapping

The D9S PRO features an intuitive OE-level Topology Map that visually displays the communication status of all vehicle modules. This color-coded diagram allows for quick identification of faults and their root causes, significantly improving diagnostic efficiency.

More Advanced Features: User-friendly, Professional, Reliable



Up to 8 PIDS



**Wi-Fi & Cabled
Connection**



**Work with
Inspection Camera**



Responsive Tech Service
(Any issue, just reach us!)



3 Years Updates



The intuitive OEM Topology Mapping feature of the XTOOL D9S PRO provides a visual representation of the vehicle's communication network. This color-coded display allows users to quickly identify the status of all modules, pinpoint faults, and determine the root cause of issues efficiently.

4.4 Diagnostic Functions: 45+ Maintenance Services & 4000+ Active Tests

The D9S PRO offers an extensive range of diagnostic and service functions:

- **45+ Maintenance Services:** Includes Oil Reset, EPB Reset, Throttle Relearn, ABS Bleeding, Injector Coding, Fuel Trim Reset, Crankshaft Sensors Relearn, ADAS Calibration, and many more. Functions may vary by vehicle model.
- **4000+ Bi-directional Control/Active Tests:** Perform vehicle-specific active tests to quickly pinpoint car fault components. Examples include cycling A/C clutch, fuel injector pump test, ABS pump test, radiator fan test, and sound horn test.
- **OE Full Systems Diagnostics:** Perform in-depth full diagnostics previously available only to dealer tools, including Auto Scan, Read DTCs, Clear DTCs, Live Data, Freeze Frame, and ECU Information.

Upgraded **Wireless Connection,** Better than BT

The graphic compares two car diagnostic tools. On the left, under the heading 'Others', a small black device is shown with a red line connecting it to a car's open door. Below this, a list of features is provided: '• BT Scanners' and '• 33ft Max'. A red 'no' symbol (a circle with a diagonal line) is placed over the word 'Others' and two stars. On the right, under the heading 'XTOOL D9S PRO', a larger tablet device is shown with a red line connecting it to a car's open door. Above this, a blue banner reads 'Faster & More Stable & Further Distance' next to a gold trophy icon. Below the device, a list of features is provided: '• With W!F!(upgrade of BT)' and '• 33-66ft(Father and More Stable)'. A gold thumbs-up icon and five gold stars are placed next to the 'D9S PRO' text. A large 'VS' in gold letters is positioned between the two sections. At the bottom, a large image of the XTOOL D9S PRO tablet is shown, displaying its main menu with options like 'Diagnosis', 'Special Function', 'Report', 'Updates', 'More', 'Remote Control', 'Settings', and 'XTOOL'.

Others

- BT Scanners
- 33ft Max

Others ★★

VS

Faster & More Stable & Further Distance 🏆

XTOOL D9S PRO

- With W!F!(upgrade of BT)
- 33-66ft(Father and More Stable) ★★★★★

Technical support
XTOOL
D9S PRO V6.0.0.0
Diagnosis Special Function Report Updates More
AUTO SCAN
Remote Control Settings XTOOL

The XTOOL D9S PRO provides a wide array of over 45 maintenance and reset services, covering essential vehicle functions such as oil light reset, electronic parking brake (EPB) reset, throttle body relearn, and injector coding. It supports over 150 vehicle brands manufactured after 1996.

4000+ Bi-Directional Control/ Active Tests

Perform vehicle-specific active tests to quickly pinpoint car fault components for FORD/GM/TOYOTA/HONDA/BMW/...



OE Full Systems Diagnostics

Perform in-depth full diagnostics previously available to dealer-only tool.



With over 4000 active tests, the XTOOL D9S PRO allows users to perform vehicle-specific tests to quickly pinpoint faulty components. This includes activating components like the A/C clutch, fuel pump, and ABS pump, providing in-depth diagnostic capabilities previously available only to dealer tools.

5. MAINTENANCE

Proper maintenance ensures the longevity and optimal performance of your XTOOL D9S PRO.

- **Software Updates:** Regularly check for and install software updates. The D9S PRO comes with 3 years of free software updates, providing new features and compatibility with the latest vehicle models.
- **Cleaning:** Use a soft, dry cloth to clean the tablet screen and body. Avoid abrasive cleaners or solvents.
- **Storage:** Store the device in a cool, dry place away from direct sunlight and extreme temperatures.
- **Battery Care:** For long-term storage, ensure the battery is charged to approximately 50-70% to prevent deep discharge.

OEM Topology Mapping

With color topology display, you can clearly and quickly check the fault and determine the root cause.



The D9S PRO offers versatile connectivity options, including both wireless and wired connections for stable diagnostics. It also features responsive technical support and comes with 3 years of free software updates, ensuring the tool remains current with the latest vehicle models and diagnostic functionalities.

6. TROUBLESHOOTING

If you encounter issues with your XTOOL D9S PRO, consider the following general advice:

- **Device Not Powering On:** Ensure the battery is sufficiently charged. Connect the power adapter and try again.
- **No Communication with Vehicle:** Verify the VCI module is securely plugged into the OBDII port. Check the wireless connection between the tablet and VCI. Ensure the vehicle's ignition is on.
- **Software Freezing/Lagging:** Close unnecessary applications. Perform a system restart. Ensure sufficient storage space is available.
- **Function Not Working:** Verify vehicle compatibility for the specific function. Ensure the software is updated to the latest version.

For persistent issues or complex problems, please refer to the support section below.

7. SPECIFICATIONS

| Feature | Specification |
|---------------------|--------------------------------------------|
| Brand | XTOOL |
| Operating System | Android 10.0 |
| Display Resolution | 1024x768 |
| Automotive Fit Type | Universal Fit |
| UPC | 758987845250, 753124716431 |
| CPU Processor | Quad-Core 1.8 GHz |
| RAM | 4 GB |
| ROM | 128 GB |
| Battery | 6400 mAh, 7.4V (equals to 12800 mAh, 3.7V) |
| Camera | 8MP |

8. WARRANTY AND SUPPORT

XTOOL is committed to providing excellent customer service and support for the D9S PRO.





8.1 Software Updates

Your XTOOL D9S PRO includes **3 years of free software updates** from the date of purchase. These updates continuously provide new features, special functions, and ensure compatibility with the latest vehicle models, maximizing the tool's lifespan.

8.2 Technical Service

XTOOL offers responsive and knowledgeable technical support for any car repair problems or operational queries you may have. For assistance, please contact XTOOL's official support channels. You can find more information and contact details on the [XTOOL Store on Amazon](#) or their official website.


Related Documents

| | |
|--------------------------------------------------------------------------------------------------|--------------------------------------------------------------------------------------------------------------------------------------------------------------------------------------------------------------------------------------------------------------------------------------------------------------------------------------------------------------------------------------------------|
| <div>  </div> | <div> XTOOL D7 Diagnostic Tool User Manual </div> <p>Comprehensive user manual for the XTOOL D7 Diagnostic Tool, covering its features, operation, safety guidelines, and troubleshooting. Learn how to perform various diagnostic functions, special services, and system resets for a wide range of vehicles.</p> |
| <div>  </div> | <div> XTOOL Anyscan Wireless Scan Tool User Manual </div> <p>Comprehensive user manual for the XTOOL Anyscan Wireless Scan Tool (models A30, A30D, A30M). Learn about setup, operation, diagnosis, special functions, and troubleshooting for this automotive diagnostic device.</p> |
| <div>  </div> | <div> Xtool VAG401 User Manual: Comprehensive Guide for VW, Audi, Seat, Skoda Diagnostics </div> <p>Comprehensive user manual for the Xtool VAG401 diagnostic tool, covering safety precautions, operation instructions, system diagnosis, and professional functions for VW, Audi, Seat, and Skoda vehicles. Get detailed instructions for this automotive diagnostic tool.</p> |
| <div>  </div> | <div> XTOOL D7 Smart Diagnosis System User Manual Comprehensive Automotive Diagnostics </div> <p>Explore the XTOOL D7 Smart Diagnosis System User Manual for detailed instructions on automotive diagnostics, special functions, and system settings. Learn to use your OBD2 scanner effectively.</p> |



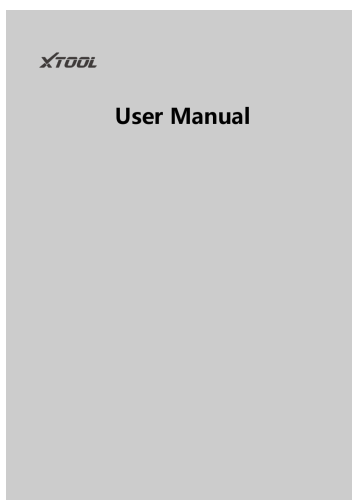
[\[pdf\]](#) User Manual

RTF RTF dell V3400 User Manual XTOOL D9S PRO Automotive Diagnostic Scan Tool Topology Map ECU Programming Coding Bi Directional Full Key 42 Services Support DoIP CAN FD Upgraded D9 D8BT D8 C1TIS79IVBL m media amazon images I |||
USER MANUAL D9 Pro Smart Diagnostics System Shenzhen Xtooltech Intelligent Co., LTD Please read this user manual carefully before using the D9 Pro Smart Diagnostics System. When reading the manual, please pay attention to the words Note or Caution and read them carefully for appropriate opera...
lang:en score:29 filesize: 5.45 M page_count: 66 document date: 2022-07-06



[\[pdf\]](#) User Manual Instructions

RTF RTF dell V3400 User Manual 24010317043477313444 xtool co uk upload pro |||
User Manual D9S Pro Smart Diagnostic System Version 1.0 Revise date 2023/10 Shenzhen Xtooltech Intelligent Co., LTD Please read this user manual carefully before using the Smart Diagnostic System, referred to as the Scan Tool throughout this document. When reading the manual, please pay attentio...
lang:en score:26 filesize: 6.35 M page_count: 43 document date: 2023-10-13



[\[pdf\]](#) User Manual Instructions

RTF RTF dell V3400 User Manual 22111016681352164318 xtooleshop upload pro |||
User Manual D9 PRO Smart Diagnostic System Version 6.7 Revise date 2022/10 Shenzhen Xtooltech Intelligent Co., LTD Please read this user manual carefully before using the D9 PRO Smart Diagnostic System, referred to as the Scan Tool throughout this document. When reading the manual, please pay at...
lang:en score:24 filesize: 3.61 M page_count: 55 document date: 2022-10-20



[\[pdf\] User Manual](#)

RTF RTF dell V3400 USER MANUAL xtooltech IV • If necessary calibrate the screen before testing to ensure accuracy of LCD performance Keep main unit away from strong magnetic fields Please keep your device always connected Internet When is off for 30 days The diagnosis APP may be locked and you need synchronize data with activate it 1648455160089 official product document 13 mai 2022 — Do not switch power or unplug connectors during otherwise damage ECU Diagnostic Tablet CAUTIONS! ||| USER MANUAL D9 Pro Smart Diagnosis System Shenzhen Xtooltech Intelligent Co., LTD Please read this user manual carefully before using the D9 Pro Smart Diagnosis System. When reading the manual, please pay attention to the words Note or Caution and read them carefully for appropriate operation...

lang:en score:20 filesize: 5.42 M page_count: 113 document date: 2022-03-26



[XTOOL D7 Smart Diagnosis System User Manual](#)

Explore the XTOOL D7 Smart Diagnosis System with this comprehensive user manual. Learn about its advanced Android-based features for automotive diagnostics, including complete system scans, OBD2 functions, and specialized resets like Oil Reset, EPB, SAS, and more. Essential guide for efficient vehicle maintenance and troubleshooting.

lang:en score:20 filesize: 2.33 M page_count: 67 document date: 2021-11-10



[XTOOL D7 Smart Diagnosis System User Manual](#)

Comprehensive user manual for the XTOOL D7 Smart Diagnosis System, an advanced Android-based OBD2 scanner. Learn about its features, operation, special functions, and troubleshooting.

lang:en score:12 filesize: 2.36 M page_count: 68 document date: 2021-12-03

