

atomberg Renesa

atomberg Renesa 400mm Wall Mount Fan Instruction Manual

Model: Renesa

Brand: atomberg

INTRODUCTION

This manual provides detailed instructions for the safe and efficient use of your atomberg Renesa 400mm Wall Mount Fan. Please read this manual thoroughly before installation and operation, and retain it for future reference.

IMPORTANT SAFETY INSTRUCTIONS

- Ensure the power supply voltage matches the fan's rating before connecting.
- Do not operate the fan with a damaged cord or plug. Contact customer support for repairs.
- Keep fingers and other objects away from the fan blades and grille during operation.
- Always unplug the fan before cleaning, maintenance, or relocation.
- Do not use the fan in wet or high-humidity environments.
- This appliance is not intended for use by persons (including children) with reduced physical, sensory or mental capabilities, or lack of experience and knowledge, unless they have been given supervision or instruction concerning use of the appliance by a person responsible for their safety.
- Children should be supervised to ensure that they do not play with the appliance.

PACKAGE CONTENTS

Verify that all items are present in the package:


- atomberg Renesa 400mm Wall Mount Fan Unit
- Remote Control
- Mounting Hardware (screws, wall plugs)
- Instruction Manual (this document)

Where form meets function



Remote operated

with 6 speed options



Pull cord

for manual control

Figure 1: Fan components for assembly.

SETUP AND INSTALLATION

The atomberg Renesa wall fan is designed for wall-mounted installation. Professional installation services are available at a nominal cost across India. Contact customer support for details.

Mounting the Fan

1. **Select Location:** Choose a suitable wall location that is sturdy enough to support the fan's weight and allows for optimal airflow. Ensure it is away from obstructions and within reach of a power outlet.
2. **Mark Drilling Points:** Use the mounting bracket as a template to mark the drilling points on the wall.
3. **Drill Holes:** Drill holes at the marked points using an appropriate drill bit for your wall type. Insert wall plugs if necessary.
4. **Secure Bracket:** Attach the mounting bracket to the wall using the provided screws. Ensure it is firmly secured.
5. **Attach Fan Unit:** Carefully lift the fan unit and attach it to the secured mounting bracket. Ensure it clicks into place or is fastened according to the specific design.

Assembling the Blades and Grilles

1. **Attach Rear Grille:** Secure the rear grille to the motor unit.
2. **Install Blades:** Mount the fan blades onto the motor shaft, ensuring they are correctly aligned and secured.
3. **Attach Front Grille:** Place the front grille over the blades and secure it to the rear grille, ensuring all clips or fasteners are engaged.



Figure 2: Assembled fan mounted on a wall.

OPERATING INSTRUCTIONS

The atomberg Renesa fan can be controlled using the included IR remote control or the feather-touch button on the fan unit.

Remote Control Functions

Breeze that reaches every corner



Figure 3: Remote control layout and functions.

- **Power Button:** Turns the fan ON or OFF.
- **Speed Control (1-6):** Adjusts the fan speed. The fan offers 6 speed levels.
- **Boost Mode:** Increases the fan to its highest speed for maximum airflow.
- **Timer Mode:** Sets the fan to switch OFF automatically after a pre-set number of hours.
- **Sleep Mode:** Gradually decreases the fan's speed over time, typically every two hours, for comfortable sleep.
- **Oscillation Control:** Activates or deactivates the 90° horizontal swing function.

The remote control is universal for atomberg fans and does not require pairing.

Manual Control

The fan unit features a feather-touch button for basic control. Additionally, pull cords are available for manual operation of speed and oscillation.

Suits the aesthetic of every home




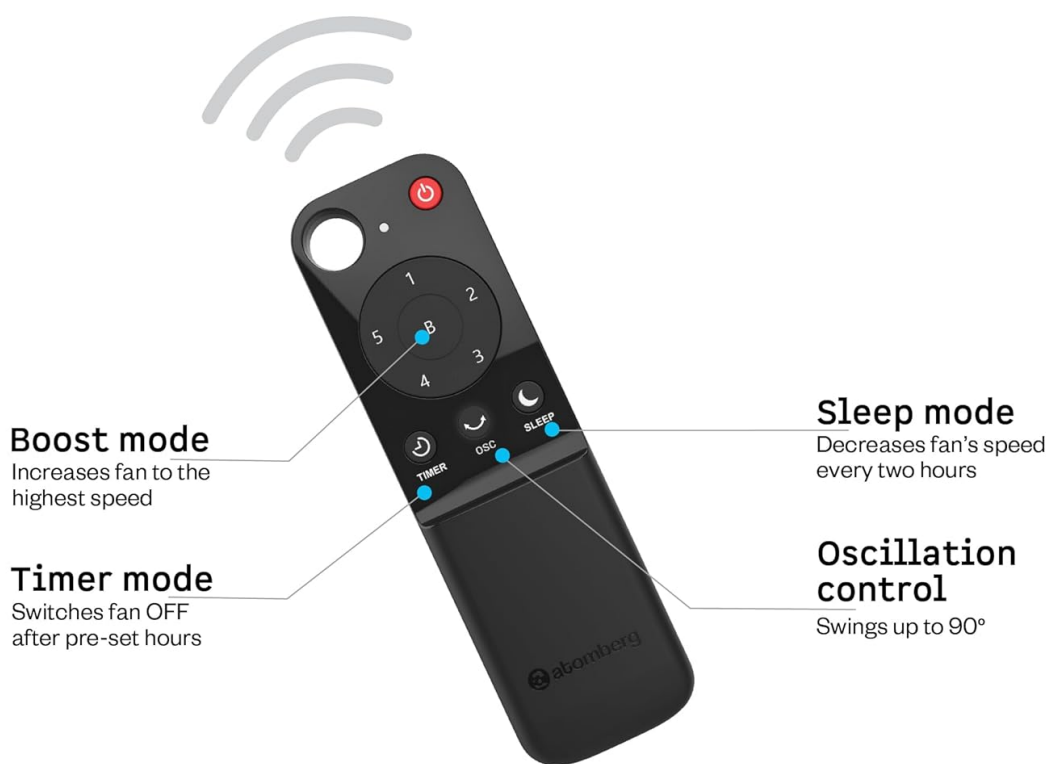
Figure 4: Remote and pull cord controls.

Airflow Adjustment

- **Horizontal Oscillation:** The fan provides a 90° horizontal swing, controlled via remote or button, to distribute air across a wider area.
- **Vertical Tilt:** The fan head can be manually tilted up to 30° vertically to direct airflow precisely.

Convenience at your fingertips

with universal remote*



*Operable up to 20 ft.

Figure 5: Fan oscillation and tilt range.

MAINTENANCE AND CLEANING

Regular cleaning and maintenance ensure optimal performance and longevity of your fan.

1. **Power Disconnection:** Always unplug the fan from the power outlet before cleaning or performing any maintenance.
2. **Exterior Cleaning:** Wipe the exterior surfaces of the fan with a soft, damp cloth. Do not use abrasive cleaners or solvents.
3. **Grille and Blades Cleaning:**
 - To clean the blades and inside of the grilles, carefully remove the front grille.
 - Wipe the blades and grilles with a soft, dry or slightly damp cloth to remove dust and debris.
 - Ensure all parts are completely dry before reassembling the front grille.
4. **Storage:** If storing the fan for an extended period, cover it to protect against dust and store in a dry location.

The fan is equipped with high-quality ABS blades that are sturdy and designed for easy cleaning.

TROUBLESHOOTING GUIDE

Refer to this section for common issues and their solutions. If the problem persists, contact customer support.

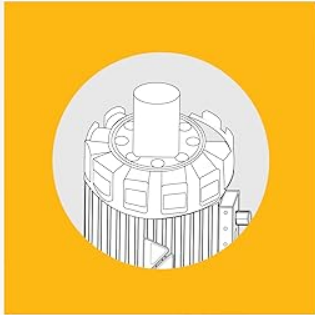
Problem	Possible Cause	Solution
Fan does not turn on.	No power supply; Power cord not plugged in; Remote control batteries depleted.	Check power outlet; Ensure power cord is securely plugged in; Replace remote control batteries.
Fan operates but with reduced airflow.	Fan blades or grilles are dirty; Fan speed setting is low.	Clean fan blades and grilles (refer to Maintenance section); Increase fan speed using remote or manual controls.
Fan makes unusual noise.	Loose parts; Obstruction in blades; Fan not securely mounted.	Check for loose screws or components; Ensure no objects are interfering with blades; Verify fan is securely mounted to the wall.
Oscillation not working.	Oscillation function is off; Internal mechanism issue.	Activate oscillation using the remote or pull cord; If issue persists, contact customer support.

The fan is designed to maintain consistent speed even during voltage fluctuations between 165V-285V.

PRODUCT SPECIFICATIONS

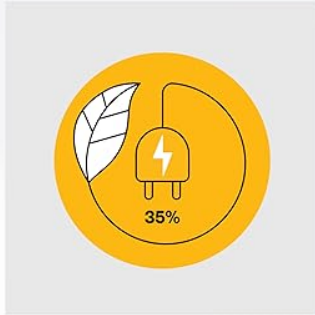
Feature	Detail
Brand	atomberg
Model Name	Renesa
Colour	Midnight Black
Electric Fan Design	Wall Mount Fan
Power Source	Corded Electric
Product Dimensions	48D x 25W x 48H Centimeters
Special Feature	Oscillating, Portable
Recommended Uses	Indoor
Noise Level	57 Decibels
Wattage	35 Watts
Number of Blades	3
Air Flow Capacity	76 Cubic Meters Per Minute (CMM)
Blade Length	40 Centimetres
Speed	1500 RPM

Feature	Detail
Voltage Range	165V-285V (consistent speed)
Switch Type	Remote
Item Weight	4.2 Kilograms
Included Components	Remote
Motor Type	BLDC (Brushless Direct Current)
Number of Power Levels	6
Energy Rating	5-star rated (energy-efficient)




Revolutionary BLDC motor

The BLDC (Brushless Direct Current) motor enables the fan to operate at low noise while ensuring durability.



Low power consumption

Atomberg BLDC wall fans consume 35% less power than ordinary wall fans, resulting in lower electricity bills.



Remote-control convenience

The user-friendly remote features 6 speeds, oscillation, timer, and sleep modes for personalized comfort.

Figure 6: Energy-efficient BLDC motor technology.

WARRANTY AND SUPPORT

Warranty Information





The atomberg Renesa wall fan includes a standard 1-year warranty from the date of purchase. An additional 1-year warranty can be obtained by registering your product on the official atomberg website. Please refer to the website for the simple three-step registration process and detailed warranty terms and conditions.

Customer Support

For any queries, technical assistance, or to avail professional installation services, please contact atomberg customer support:


- **Email:** support@atomberg.com
- **Toll-Free Number:** 08448449442
- **Website:** Visit the official atomberg website for more information and support resources.

Related Documents - Renesa


	<p>Atomberg Renesa Pedestal Fan Assembly and Warranty Information</p> <p>This document provides assembly instructions and warranty details for the Atomberg Renesa Pedestal Fan. It includes a step-by-step guide for assembling the fan, product interface information, and comprehensive warranty registration and exclusion details.</p>
	<p>Atomberg Studio+ Ceiling Fan Instruction Manual</p> <p>Comprehensive instruction manual for the Atomberg Studio+ Ceiling Fan, covering installation, operation, troubleshooting, and maintenance. Features energy savings and remote control functionality.</p>
	<p>Atomberg Renesa Pedestal Fan Assembly and Warranty Information</p> <p>This document provides assembly instructions and warranty details for the Atomberg Renesa Pedestal Fan. It includes a step-by-step guide for assembling the fan, product interface information, and comprehensive warranty registration and exclusion details.</p>
	<p>Atomberg Studio+ Ceiling Fan Instruction Manual</p> <p>Comprehensive instruction manual for the Atomberg Studio+ Ceiling Fan, covering installation, operation, troubleshooting, and maintenance. Features energy savings and remote control functionality.</p>

Documents - atomberg – Renesa

[\[pdf\]](#) User Manual Installation Guide Instructions Guide Warranty Accessories
AtombergAlphaFanManual040422 ceiling fan265739 User Manualmedia tatacroma 265739 Manual
fanceiling Manual265738 265738 ||| ||| Dear Customer, Congratulations on the purchase of ATOMBERG
S super-efficient RENESA ALPHA ceiling fan. Please read this guide before using this product. It would
also be advisable to store this guide safely for future reference. PACKAGE CON
Dear Customer, Congratulations on the purchase of ATOMBERG S super-efficient
RENESA ALPHA ceiling fan. Please read this guide before using this product. It
would also be advisable to store this guide safely for future reference. PACKAGE
CONTENTS MOTOR 3 ALUMINIUM BLADES SHACKLE KIT 2 CANOPIES D...
lang:en score:46 filesize: 3 M page_count: 2 document date: 2022-04-16




[\[pdf\]](#) User Manual Warranty
AtombergRenesa GV3Manual181021 ai User Manual of Product 1 atomberg Renesa 1200mm BLDC
Motor7 times Boost mode speed 6 LEDs will glow and turn off after second CEILING FAN INSTRUCTION
MANUAL IMPORTANT NOTE Toggle TurnB1ARds9f ZLm media amazon images I B1ARds9f ZL ref dp
product quick view |||
User Manual of Product 1: atomberg**Renesa** 1200mm BLDC Motor 5 Star Rated
Sleek Ceiling Fans with Remote Control High Air Delivery Fan and LED Indicators
Upto 65 Energy Saving 2 1 Year Warranty Pearl White User Manual of Product 2:
atomberg **Renesa** 1200mm BLDC Motor 5 Star Rated Sleek Ceili...
lang:en score:43 filesize: 2.07 M page_count: 5 document date: 2023-07-27



[\[pdf\]](#) User Manual Installation Guide Instructions Guide Warranty Accessories


20230116AtombergRebootRenesaManual MA User ManualBuy atomberg Renesa 5 Star 1200mm 3 Blade BLDC Motor Ceiling Fan with Remote LED Speed Indicator White Black Online Croma265714 Manualmedia tatacroma Croma Assets Small Appliances Fans Manual 265714 ManualUser CromaBuy 400mm Pedestal Oscillation Function Manual265769 265769 ||| ||| Dear Customer, Congratulations on the purchase of ATOMBERG S super-efficient RENESA ceiling fan. Please read this guide before using this product. It would also be advisable to store this guide safely for future reference. PACKAGE CONTENTS



Dear Customer, Congratulations on the purchase of ATOMBERG S super-efficient **RENESA** ceiling fan. Please read this guide before using this product. It would also be advisable to store this guide safely for future reference. PACKAGE CONTENTS MOTOR 3 ALUMINIUM BLADES BATTERIES TOP CANOPY BOTTOM CA... lang:en score:43 filesize: 3.41 M page_count: 2 document date: 2023-01-25

[\[pdf\]](#) User Manual Installation Guide Instructions Troubleshooting Guide Guide Warranty Accessories

AtombergAlphaFanManual040422 Dear Customer HOW TO HANG THE FAN TROUBLESHOOTING MAINTENANCE Step 4 INSTRUCTION MANUAL IMPORTANT NOTE Read this manual carefully before installing or operating your new Atomberg RENESA ALPHA Ceiling Fan Ensure you save atomberg 84484 49442 for future reference To register warranty For any further assistance Vendor Seal Stamp with Date s Name Address Phone number B1zIkDjdnL m media amazon images I |||



Dear Customer, Congratulations on the purchase of ATOMBERG S super-efficient **RENESA** ALPHA ceiling fan. Please read this guide before using this product. It would also be advisable to store this guide safely for future reference. PACKAGE CONTENTS MOTOR 3 ALUMINIUM BLADES SHACKLE KIT 2 CANOPIES D... lang:en score:42 filesize: 3 M page_count: 2 document date: 2022-04-16

Warranty Information:		
Product Range and Warranty Offering		
Category	Model	Warranty Days/Years
Ceiling Fan	Efficio / Efficio /Studio Renesa / Renesa + Renesa Smart +	2 Year (Standard) 8.1 Year (Extended - If Warranty registered with-in 1st Year of purchase)
	Renesa Alpha / Studio + / Naveo	3 Year (Standard) 8.1 Year (Extended - If Warranty registered with-in 1st Year of purchase)
TPW series	Pedestal (Efficio) 8. Wall Fan (Efficio)	3 Year (Standard) 8.1 Year (Extended - If Warranty registered with-in 1st Year of purchase)
	Pedestal (Efficio) 8. Wall Fan (Efficio)	3 Year (Standard) 8.1 Year (Extended - If Warranty registered with-in 1st Year of purchase)
Exhaust Fan	Efficio / Studio / Studio+	3 Year (Standard) 8.1 Year (Extended - If Warranty registered with-in 1st Year of purchase)
Mixer Grinder	MS 1.0	2 Year (Standard) 8.1 Year (Extended - If Warranty registered with-in 1st Year of purchase)
Accessories	Remote, Blade Set	1 Year
	Shackle kit, Downrod, Canopy, etc.	15 days (Against transit damage only)
Gift Items / Batteries / Other not specified above		Nil

Note: The Warranty offering is valid for units bought from 40% to 100% discounts on purchase. Authorized dealers retailers, Modern Trade and General Trade Partners in India appointed from time to time (Type of service - Dealer only unless otherwise specified)

Atomberg Technologies Pvt Ltd
1205, Millennium Business Park, MIDC Industrial Area,
Sector 1, Koper Khurana, Near Mumbai, Maharashtra 400 710
Office: 844 844 9442
Email: support@atomberg.com

[\[pdf\]](#) Guide Warranty Accessories

Dell Warranty Information Atomberg 3 ore fa — Renesa Smart 2 Year Standard Failure to use the Product s in accordance with User Guide that may accompany warranty durations and T C atomberg assets policies |||

Warranty Information: Product Range and Warranty Offering Category Model Ceiling Fan TPW series Exhaust Fan Efficio / Efficio /Studio **Renesa / Renesa /Renesa Smart Renesa** Alpha / Studio / Naveo Pedestal Efficio Wall Fan Efficio Pedestal Efficio Wall Fan Efficio Efficio / St...

lang:en score:40 filesize: 361.44 K page_count: 7 document date: 2021-12-06

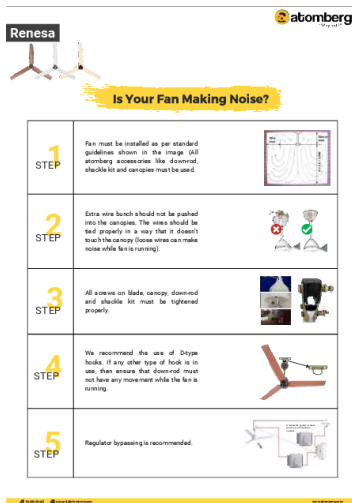


[pdf] Troubleshooting Guide Guide

Renesa DAEJh L rvQ BAD6QXpKf5E M Navish Troubleshooting Guide Atomberg 900mm BLDC motor Energy Saving Anti Dust Ceiling Fan with Remote Control Pearl White Pack of 1 Amazon in Home Improvement A1uogkUu 7L m media amazon images I |||

Renesa Is Your Fan Wobbling 1STEP We recommend the use of D-type hooks. If any other type of hook is in use, then ensure that down-rod must not have any movement while the fan is running. 2 STEP Ensure that the blade s or the motor of the fan aren t damaged or bent in any way. 3STEP Ensure...

lang:en score:35 filesize: 1.45 M page_count: 5 document date: 2021-08-20

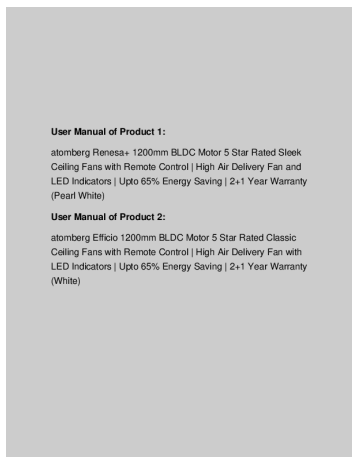


[pdf] Troubleshooting Guide Guide Warranty Accessories

Troubleshooting Guide Buy atomberg Renesa 1200mm BLDC Motor 5 Star Rated Sleek Ceiling Fans with Remote Upto 65% Energy Saving 2 1 Year Warranty Midnight Black Winner of National Conservation Awards 2022 Online at Low Prices in India C1nY7le5ZQL m media amazon images I |||

Renesa Is Your Fan Making Noise 1STEP Fan must be installed as per standard guidelines shown in the image All atomberg accessories like down-rod, shackle kit and canopies must be used. 2 STEP Extra wire bunch should not be pushed into the canopies. The wires should be tied properly in a way t...


lang:en score:35 filesize: 4.6 M page_count: 7 document date: 2023-08-07



[pdf] User Manual Warranty

AtombergRenesa GV3Manual181021 ai User Manual Buy atomberg Renesa 1200 mm BLDC Motor with Remote 3 Blade Anti Dust Pearl White Ceiling Fan Efficio C1Qhq TjT4L m media amazon images I ||| User Manual of Product 1: atomberg**Renesa** 1200mm BLDC Motor 5 Star Rated Sleek Ceiling Fans with Remote Control High Air Delivery Fan and LED Indicators Upto 65 Energy Saving 2 1 Year Warranty Pearl White User Manual of Product 2: atomberg Efficio 1200mm BLDC Motor 5 Star Rated Classic Cei...

lang:en score:34 filesize: 6.73 M page_count: 5 document date: 0000-00-00




[pdf] User Manual

AtombergRenesaSmart Manual051220 User Manual Buy Atomberg Renesa Smart 1200mm 28W BLDC Motor with Remote Energy Saving Ceiling Fan Oak Wood Online at Low Prices in India Amazon B1vaC6CgitS m media amazon images I |||

Problem Restart/speed variation Cause Regulator is not bypassed Blades have wrong sweep Solution M ... Note: Sleep mode will not work if the fan is OFF. CONTROLLING THE FAN S SPEED WITHOUT THE REMOTE **Renesa** Smart is a IoT enabled smart fan that works with Amazon Alexa App/Echo and Google Home App/A...

lang:en score:33 filesize: 2.03 M page_count: 4 document date: 2021-10-14

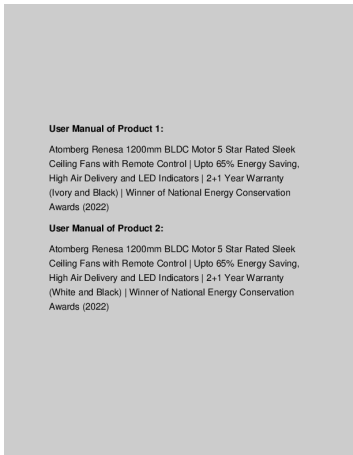


[\[pdf\]](#) User Manual

AtombergRenesaFanManual080921 Installation Manual Atomberg Renesa 600mm BLDC motor Energy Saving Ceiling Fan with Remote Control Brown Black Pack of 1 Amazon in Home Improvement B13V2kMLF S m media amazon images I |||

WARNING DO NOT use the fan regulator as the fan is operated using a remote. Eliminate the regulator ... MANUAL IMPORTANT NOTE: Read this manual carefully before installing or operating your new Atomberg **RENESA** Ceiling Fan. Ensure you save this manual for future reference. BOOST, MODE Dear Customer,...

lang:en **score:33** filesize: 3.79 M page_count: 2 document date: 2021-11-13

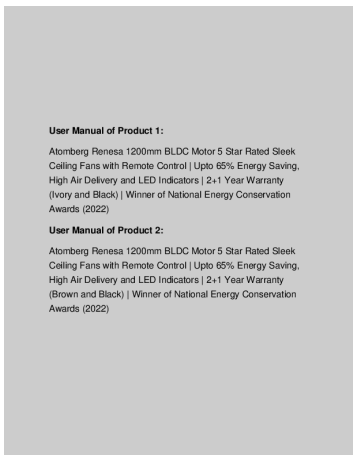


[\[pdf\]](#) User Manual Warranty

AtombergRenesaFanManual080921 User Manual Buy atomberg Renesa 1200 mm BLDC Motor with Remote 3 Blade Ceiling Fan Ivory and Black Pack of 1 White D1noxtzyNVL m media amazon images I |||

User Manual of Product 1: Atomberg**Renesa** 1200mm BLDC Motor 5 Star Rated Sleek Ceiling Fans with Remote Control Upto 65 Energy Saving, High Air Delivery and LED Indicators 2 1 Year Warranty Ivory and Black Winner of National Energy Conservation Awards 2022 User Manual of Product 2: Atombe...

lang:af **score:33** filesize: 9.04 M page_count: 5 document date: 2021-08-09



[\[pdf\]](#) User Manual Warranty

AtombergRenesaFanManual080921 User Manual Buy atomberg Renesa 1200 mm BLDC Motor with Remote 3 Blade Ceiling Fan Ivory and Black Pack of 1 Brown D19r IPYYUL m media amazon images I |||

User Manual of Product 1: Atomberg**Renesa** 1200mm BLDC Motor 5 Star Rated Sleek Ceiling Fans with Remote Control Upto 65 Energy Saving, High Air Delivery and LED Indicators 2 1 Year Warranty Ivory and Black Winner of National Energy Conservation Awards 2022 User Manual of Product 2: Atombe...


lang:af **score:33** filesize: 9.04 M page_count: 5 document date: 2021-08-09



[\[pdf\]](#) User Manual

AtombergEfficioFanManual051220 User Manual Buy atomberg Efficio 1200 mm BLDC Motor with Remote 3 Blade Ceiling Fan Matt Brown Renesa Anti Dust FanÃ, Pearl White C1P3qY hOgL m media amazon images I |||


User Manual of Product 1: Pigeon Basics Non Induction Base Nons tick Aluminium Cookware set, includi ... MANUAL IMPORTANT NOTE: Read this manual carefully before installing or operating your new Atomberg **RENESA** Ceiling Fan. Ensure you save this manual for future reference. BOOST, MODE Dear Custome...
lang:en score:33 filesize: 6.73 M page_count: 5 document date: 0000-00-00



[\[pdf\]](#) User Manual Warranty

AtombergRenesaFanManual080921 User Manual Buy atomberg Renesa 1200 mm BLDC Motor with Remote 3 Blade Ceiling Fan Brown and Black Pack of 1 White Online at Low Prices in India D1s0ScM9INL m media amazon images I |||

User Manual of Product 1: Atomberg**Renesa** 1200mm BLDC Motor 5 Star Rated Sleek Ceiling Fans with Remote Control Upto 65 Energy Saving, High Air Delivery and LED Indicators 2 1 Year Warranty Brown and Black Winner of National Energy Conservation Awards 2022 User Manual of Product 2: Atombe...
lang:af score:32 filesize: 9.04 M page_count: 5 document date: 2021-08-09



[\[pdf\]](#) User Manual Warranty

AtombergRenesa GV3Manual181021 ai User Manual of Product 1 atomberg Renesa 1200mm BLDC Motor 5 Star Atomberg is India 39 s most energy efficient ceiling fan A super motor technology used which consumes very little fans just 3rd the power by ordinary induction Ordinary run on 75watts whereas 28watt at full speed B1ARds9f ZL m media amazon images I |||

User Manual of Product 1: atomberg**Renesa** 1200mm BLDC Motor 5 Star Rated Sleek Ceiling Fans with Remote Control High Air Delivery Fan and LED Indicators Upto 65 Energy Saving 2 1 Year Warranty Pearl White User Manual of Product 2: atomberg **Renesa** 1200mm BLDC Motor 5 Star Rated Sleek Ceili...
lang:en score:32 filesize: 2.07 M page_count: 5 document date: 0000-00-00




[\[pdf\]](#) User Manual

Renesa DAEJh L rvQ BAD6QXpKf5E M Navish User Manual Atomberg 1200 mm BLDC Motor with Remote 3 Blade Ceiling Fan White Pack of 1 Formerly Gorilla Amazon in Home Improvement A19P61kdFQL m media amazon images I |||

Renesa Is Your Fan Wobbling 1STEP We recommend the use of D-type hooks. If any other type of hook is in use, then ensure that down-rod must not have any movement while the fan is running. 2 STEP Ensure that the blade s or the motor of the fan aren t damaged or bent in any way. 3STEP Ensure...
lang:en score:32 filesize: 1.47 M page_count: 5 document date: 2021-07-27

[\[pdf\]](#) User Manual Installation Guide Instructions Guide Warranty Accessories


20230116AtombergRebootRenesaManual MA User Manual Buy atomberg Renesa 1200mm BLDC Motor 5 Star Rated Sleek Ceiling Fans with Remote Upto 65% Energy Saving 2 1 Year Warranty White Black Winner of National Conservation Awards 2022 Online at Low Prices in India Amazon B1u0BMFIX2L m media amazon images I |||



Dear Customer, Congratulations on the purchase of ATOMBERG S super-efficient **RENESA** ceiling fan. Please read this guide before using this product. It would also be advisable to store this guide safely for future reference. PACKAGE CONTENTS MOTOR 3 ALUMINIUM BLADES BATTERIES TOP CANOPY BOTTOM CA...
lang:en score:31 filesize: 3.41 M page_count: 2 document date: 2023-01-25

[\[pdf\]](#) User Manual Installation Guide Instructions Guide Warranty Accessories

20230116AtombergRenesaManual MA User Manual Buy atomberg Renesa 900mm BLDC Motor 5 Star Rated Sleek Ceiling Fans with Remote Control Upto 65% Energy Saving High Air Delivery and LED Indicators 2 1 Year Warranty Brown Black Online at Low Prices in India Amazon B1wIWtbXssL m media amazon images I |||




Dear Customer, Congratulations on the purchase of ATOMBERG S super-efficient **RENESA** ceiling fan. Please read this guide before using this product. It would also be advisable to store this guide safely for future reference. PACKAGE CONTENTS MOTOR 3 ALUMINIUM BLADES BATTERIES 2 CANOPIES DOWN ROD ...
lang:en score:30 filesize: 3 M page_count: 2 document date: 2023-11-15



[\[pdf\]](#) User Manual Warranty

AtombergRenesaFanManual080921 User Manual of Product 1 Atomberg Renesa 1200mm BLDC MotorAtomberg Motor 5 Star Rated Sleek Ceiling Fans with Remote Control Upto 65% Energy Saving High Air Delivery and LED Indicators 2 1 C1k eepSMuLm media amazon images I C1k eepSMuL ||| User Manual of Product 1: Atomberg**Renesa** 1200mm BLDC Motor 5 Star Rated Sleek Ceiling Fans with Remote Control Upto 65 Energy Saving, High Air Delivery and LED Indicators 2 1 Year Warranty Ivory and Black Winner of National Energy Conservation Awards 2022 User Manual of Product 2: atombe...
lang:en score:30 filesize: 7.64 M page_count: 4 document date: 2021-08-09




[\[pdf\]](#) User Manual Warranty

AtombergRenesa GV3Manual181021 ai User Manual B1NqWZPl03L m media amazon images I ||| User Manual of Product 1: atomberg**Renesa** 1200mm BLDC Motor 5 Star Rated Sleek Ceiling Fans with Remote Control High Air Delivery Fan and LED Indicators Upto 65 Energy Saving 2 1 Year Warranty Pearl White User Manual of Product 2: atomberg **Renesa** 1200mm BLDC Motor 5 Star Rated Sleek Ceili...
lang:en score:28 filesize: 2.07 M page_count: 5 document date: 0000-00-00



[\[pdf\]](#) Borchure

Atomberg24Brochure291020A Why not be in total control Atomberg Brochure 2 atomberg 2020 11 |||
 Why not be in total control In our new identity, an open lock doubles up as the letter A
 : A for ... ote Sensor and LED Indicator Power consumption at each speed The power
 consumption of the Atomberg **Renesa** fan varies with the speed at which it is set. It
 consumes less power than an LED bulb at spe...
 lang:en score:28 filesize: 4.58 M page_count: 24 document date: 2020-10-29



[\[pdf\]](#) Warranty Borchure

Atomberg24Brochure140322 Atomberg March 22 Single Page atomberg themes atom kp dist assets img
 |||
 Why not upgrade to a smarter lifestyle YEAR Highest ratings and reviews on online
 platforms 3 O ... ote Sensor and LED Indicator Power consumption at each speed
 The power consumption of the Atomberg **Renesa** fan varies with the speed at which it
 is set. It consumes less power than an LED bulb at spe...
 lang:en score:27 filesize: 10.68 M page_count: 28 document date: 2022-03-15

Warranty Information:

Product Range and Warranty Offering

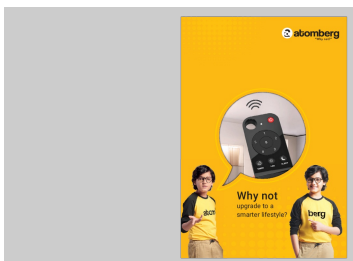
Category	Model	Warranty Days/Years
Ceiling Fan	Efficio / Efficio	2 Year (Standard)
	Renesa / Renesa + / Renesa Smart	2 Year (Standard)
	Renesa Alpha	2 Year (Standard)
TPW series	Studio & Studio plus series	2 Year (Standard)
	Naveo	2 Year (Standard)
	Pedestal (Efficio)	2 Year (Standard)
Exhaust Fan	Efficio	2 Year (Standard)
	Studio	2 Year (Standard)
	Studio	2 Year (Standard)
Accessories	Remote, Blade Set	1 Year
	Shackle kit, Downrod, Canopy etc.	15 days (Against transit damage only)

*The Warranty offering is valid for customer bought units from Authorized Dealers/representative. Modified Trade and General Trade Persons is under Type of dealer - dealer.

Atomberg Technologies Pvt Ltd
 120, Millennium Business Park, MIDC Industrial Area,
 Sector 1, Koper Khairani, Near Mumbai, Maharashtra 400 710
 Office: 022-544-3442
 Email: support@atomberg.com

[\[pdf\]](#) Warranty Accessories

Dell Warranty Information Atomberg Product warranty durations and TC atomberg 2020 09 |||
 Warranty Information: Product Range and Warranty Offering Category Ceiling Fan
 Model Efficio / Efficio **Renesa** / **Renesa** / **Renesa** Smart **Renesa** Alpha Studio Studio
 plus series Naveo Pedestal Efficio TPW series Pedestal Efficio Wall Fan Efficio Wall
 Fan Efficio Efficio Exhaust F...
 lang:en score:27 filesize: 342.77 K page_count: 6 document date: 2020-09-09



[\[pdf\]](#) Warranty Borchure

Atomberg24Brochure140322 Why not Atomberg March 22 Single Page revised atomberg themes atom
 kp dist assets img |||
 Why not upgrade to a smarter lifestyle YEAR Highest ratings and reviews on online
 platforms 3 O ... ote Sensor and LED Indicator Power consumption at each speed
 The power consumption of the Atomberg **Renesa** fan varies with the speed at which it
 is set. It consumes less power than an LED bulb at spe...
 lang:en score:27 filesize: 11.07 M page_count: 28 document date: 2022-03-23

WARRANTY INFORMATION

Product Range and Warranty Offering

Category	Model	Warranty Days/Years
	Efficient (Efficient)	
	Revenue / Revenue Smart	2 Years (Standard)
Calling Plan	Revenue Alpha	3 Years (Extended) if Warranty registered with 1st Year of purchase
	Studio & Studio plus series	2 Years (Standard)
	None	1 Year (Standard)
TVR series	Federal (Efficient)	3 Years (Standard)
	Federal (Efficient)	3 Years (Extended) if Warranty registered with 1st Year of purchase
	Federal (Efficient)	1 Year (Standard)
	Federal (Efficient)	3 Years (Extended) if Warranty registered with 1st Year of purchase
	Wall Fun (Efficient)	2 Years (Standard)
	Wall Fun (Efficient)	3 Years (Extended) if Warranty registered with 1st Year of purchase
	Wall Fun (Efficient)	1 Year (Standard)
	Wall Fun (Efficient)	3 Years (Extended) if Warranty registered with 1st Year of purchase
	Efficient	3 Years (Standard)
	Efficient	3 Years (Extended) if Warranty registered with 1st Year of purchase
Exhaust Fan	Studio	1 Year (Standard)
	Studio	3 Years (Extended) if Warranty registered with 1st Year of purchase
	Studio	1 Year (Standard)
	Studio	3 Years (Extended) if Warranty registered with 1st Year of purchase
Accessories	Revenue, Studio, etc.	
	Shocks, 10, 20, 30, 40, 50, 60, 70, 80, 90, 100, 110, 120, 130, 140, 150, 160, 170, 180, 190, 200, 210, 220, 230, 240, 250, 260, 270, 280, 290, 300, 310, 320, 330, 340, 350, 360, 370, 380, 390, 400, 410, 420, 430, 440, 450, 460, 470, 480, 490, 500, 510, 520, 530, 540, 550, 560, 570, 580, 590, 600, 610, 620, 630, 640, 650, 660, 670, 680, 690, 700, 710, 720, 730, 740, 750, 760, 770, 780, 790, 800, 810, 820, 830, 840, 850, 860, 870, 880, 890, 900, 910, 920, 930, 940, 950, 960, 970, 980, 990, 1000, 1010, 1020, 1030, 1040, 1050, 1060, 1070, 1080, 1090, 1100, 1110, 1120, 1130, 1140, 1150, 1160, 1170, 1180, 1190, 1200, 1210, 1220, 1230, 1240, 1250, 1260, 1270, 1280, 1290, 1300, 1310, 1320, 1330, 1340, 1350, 1360, 1370, 1380, 1390, 1400, 1410, 1420, 1430, 1440, 1450, 1460, 1470, 1480, 1490, 1500, 1510, 1520, 1530, 1540, 1550, 1560, 1570, 1580, 1590, 1600, 1610, 1620, 1630, 1640, 1650, 1660, 1670, 1680, 1690, 1700, 1710, 1720, 1730, 1740, 1750, 1760, 1770, 1780, 1790, 1800, 1810, 1820, 1830, 1840, 1850, 1860, 1870, 1880, 1890, 1900, 1910, 1920, 1930, 1940, 1950, 1960, 1970, 1980, 1990, 2000, 2010, 2020, 2030, 2040, 2050, 2060, 2070, 2080, 2090, 2100, 2110, 2120, 2130, 2140, 2150, 2160, 2170, 2180, 2190, 2200, 2210, 2220, 2230, 2240, 2250, 2260, 2270, 2280, 2290, 2300, 2310, 2320, 2330, 2340, 2350, 2360, 2370, 2380, 2390, 2400, 2410, 2420, 2430, 2440, 2450, 2460, 2470, 2480, 2490, 2500, 2510, 2520, 2530, 2540, 2550, 2560, 2570, 2580, 2590, 2600, 2610, 2620, 2630, 2640, 2650, 2660, 2670, 2680, 2690, 2700, 2710, 2720, 2730, 2740, 2750, 2760, 2770, 2780, 2790, 2800, 2810, 2820, 2830, 2840, 2850, 2860, 2870, 2880, 2890, 2900, 2910, 2920, 2930, 2940, 2950, 2960, 2970, 2980, 2990, 3000, 3010, 3020, 3030, 3040, 3050, 3060, 3070, 3080, 3090, 3100, 3110, 3120, 3130, 3140, 3150, 3160, 3170, 3180, 3190, 3200, 3210, 3220, 3230, 3240, 3250, 3260, 3270, 3280, 3290, 3300, 3310, 3320, 3330, 3340, 3350, 3360, 3370, 3380, 3390, 3400, 3410, 3420, 3430, 3440, 3450, 3460, 3470, 3480, 3490, 3500, 3510, 3520, 3530, 3540, 3550, 3560, 3570, 3580, 3590, 3600, 3610, 3620, 3630, 3640, 3650, 3660, 3670, 3680, 3690, 3700, 3710, 3720, 3730, 3740, 3750, 3760, 3770, 3780, 3790, 3800, 3810, 3820, 3830, 3840, 3850, 3860, 3870, 3880, 3890, 3900, 3910, 3920, 3930, 3940, 3950, 3960, 3970, 3980, 3990, 4000, 4010, 4020, 4030, 4040, 4050, 4060, 4070, 4080, 4090, 4100, 4110, 4120, 4130, 4140, 4150, 4160, 4170, 4180, 4190, 4200, 4210, 4220, 4230, 4240, 4250, 4260, 4270, 4280, 4290, 4300, 4310, 4320, 4330, 4340, 4350, 4360, 4370, 4380, 4390, 4400, 4410, 4420, 4430, 4440, 4450, 4460, 4470, 4480, 4490, 4500, 4510, 4520, 4530, 4540, 4550, 4560, 4570, 4580, 4590, 4600, 4610, 4620, 4630, 4640, 4650, 4660, 4670, 4680, 4690, 4700, 4710, 4720, 4730, 4740, 4750, 4760, 4770, 4780, 4790, 4800, 4810, 4820, 4830, 4840, 4850, 4860, 4870, 4880, 4890, 4900, 4910, 4920, 4930, 4940, 4950, 4960, 4970, 4980, 4990, 5000, 5010, 5020, 5030, 5040, 5050, 5060, 5070, 5080, 5090, 5100, 5110, 5120, 5130, 5140, 5150, 5160, 5170, 5180, 5190, 5200, 5210, 5220, 5230, 5240, 5250, 5260, 5270, 5280, 5290, 5300, 5310, 5320, 5330, 5340, 5350, 5360, 5370, 5380, 5390, 5400, 5410, 5420, 5430, 5440, 5450, 5460, 5470, 5480, 5490, 5500, 5510, 5520, 5530, 5540, 5550, 5560, 5570, 5580, 5590, 5600, 5610, 5620, 5630, 5640, 5650, 5660, 5670, 5680, 5690, 5700, 5710, 5720, 5730, 5740, 5750, 5760, 5770, 5780, 5790, 5800, 5810, 5820, 5830, 5840, 5850	15 days (Against travel damage only)

*The Warranty offering is valid for customers bought units from Authorised Online/e-commerce, Modern Trade and General Trade Partners in India (Type of service: Onsite)

Atomberg Technologies Pvt Ltd
1205, Millennium Business Park, MIDC Industrial Area,
Sector 1, Koper Khairane, Navi Mumbai, Maharashtra - 400 710
Office : 844-844-9442
Email : support@atomberg.com

Date: 1st Jan 2020

Product End of Life & End of Service life Notification

Dear Alomberg Customer

Atomberg is committed to providing you the highest quality customer service, product support and technologically advanced products to make your life comfortable.

This letter serves as your formal notification that Atomberg is initiating the **End of Life (EOL)** process for the **SVI model of Efficio series (Ceiling Fan)**. The objective of providing this notice is to allow for appropriate planning and the opportunity for last time purchases as well as to suggest alternative products.

Program activity	Date
Product discontinuance announced (EOL)	31st Oct 2016
End of sale (No longer available for purchase)	31st Dec 2016
End of Support/Service (EOL)	31st Dec 2020 (4 years after discontinuance date)
Recommended replacement product:	Effio, Studio or Renesa series

Due to the limited supply of certain components associated with these older systems, Customers may experience delays or shortages and may also experience price increases associated with these components.

Atomberg understands that the EOL of products can cause inconvenience to your operation. As part of our long standing commitment, we offer continued support for 4 years after EOL.

We value our relationship with all Atomberg clients and offer extremely attractive replacement promotions to help transition your equipment to newer generation products with technological advanced features like IoT, Newer designs and special service plan pricing (Atomberg Care Plan).

We encourage you to contact your local sales representative/authorised dealer or channel partner for additional information about alternative products such as Efficio, Pensesse, Studio & TPW series.






Should you have any questions about this end of availability communication, or for assistance in understanding the options available to you please contact Atomborg Customer Sales Support at **844-844-5942**. You may also email us at contact@atomborg.com.

Atomberg Technologies Pvt Ltd
1205, Millennium Business Park, MIDC Industrial Area,
Sector 1, Koper Khairane, Navi Mumbai Maharashtra - 400 710
Office : 844-844-9442
Email : support@atomberg.com

Renesa



Is Your Fan Wobbling?

<p>1 STEP</p>	<p>We recommend the use of D-type hooks. If any other type of hook is in use, then ensure that damaged must not have any movement while the fan is running.</p>	
<p>2 STEP</p>	<p>Ensure that the blade(s) or the motor of the fan aren't damaged or bent in any way.</p>	
<p>3 STEP</p>	<p>Ensure that the blade screws are properly tightened.</p>	
<p>4 STEP</p>	<p>Ensure that the dampered and the mesh used is the one provided by Astenberg Technologies.</p>	
<p>5 STEP</p>	<p>Ensure that the diffuser or bottom cap isn't loosely fixed.</p>	

[\[pdf\]](#) Warranty Accessories

Dell WARRANTYINFORMATION Atomberg Product warranty durations and TC 2 atomberg 2020 09 |||
WARRANTY INFORMATION Product Range and Warranty Offering Category Ceiling
Fan Model Efficio / Efficio **Renesa** / **Renesa** /**Renesa** Smart **Renesa** Alpha Studio
Studio plus series Naveo Pedestal Efficio TPW series Pedestal Efficio Wall Fan Efficio
Wall Fan Efficio Efficio Exhaust Fa...

lang:en score:27 filesize: 258.28 K page_count: 6 document date: 2020-09-15

[\[pdf\]](#)

Dell Atomberg product EOL EOSL policy Gorilla Version 1 2 atomberg assets policies |||

Date: 1st Jan 2020 Product End of Life End of Service life Notification Dear Atomberg Customer, At ... 1st Dec 2020 4 years after discontinue date Recommended replacement product: Efficio, Studio or **Renesa** series Due to the limited supply of certain components associated with these older systems, ...

lang:en score:27 filesize: 158.98 K page_count: 1 document date: 2020-09-15

[\[pdf\]](#)

Renesa DAEJhyNYZ M BAD6QXpKf5E Navish Woobling atomberg 2020 10 |||

Renesa Is Your Fan Wobbling 1STEP We recommend the use of D-type hooks. If any other type of hook is in use, then ensure that down-rod must not have any movement while the fan is running. 2 STEP Ensure that the blade s or the motor of the fan aren t damaged or bent in any way. 3STEP Ensure ...

lang:i-klingon score:27 filesize: 84.73 K page count: 1 document date: 2020-10-06

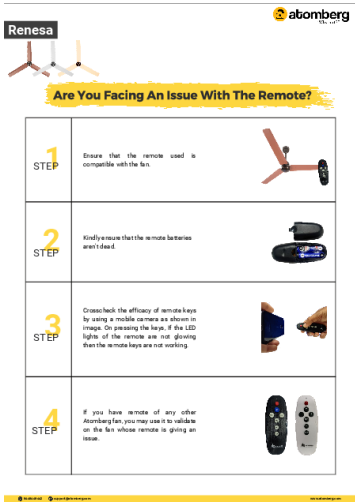


[pdf] Borchure

Atomberg24Brochure060821Web atomberg themes atom kp dist assets img |||

Why not be in total control In our new identity, an open lock doubles up as the letter A : A for ... ote Sensor and LED Indicator Power consumption at each speed The power consumption of the Atomberg **Renesa** fan varies with the speed at which it is set. It consumes less power than an LED bulb at spe...

lang:en score:26 filesize: 2.85 M page_count: 25 document date: 2021-08-06

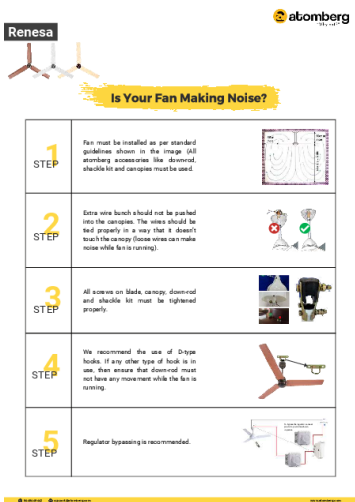


[pdf]

Renesa DAEJhyNYZ M BAD6QXpKf5E Navish Are You Facing An Issue With The Remote atomberg 2020 10 |||

Renesa Are You Facing An Issue With The Remote 1STEP Ensure that the remote used is compatible with the fan. 2 STEP Kindly ensure that the remote batteries aren't dead. 3STEP Crosscheck the efficacy of remote keys by using a mobile camera as shown in image. On pressing the keys, If the LED l...

lang:pt score:26 filesize: 995.57 K page_count: 1 document date: 2020-10-03



[pdf] Accessories


Renesa DAEJhyNYZ M BAD6QXpKf5E Navish Is Your Fan Making Noise atomberg 2020 10 |||

Renesa Is Your Fan Making Noise 1STEP Fan must be installed as per standard guidelines shown in the image All atomberg accessories like down-rod, shackle kit and canopies must be used. 2 STEP Extra wire bunch should not be pushed into the canopies. The wires should be tied properly in a way t...

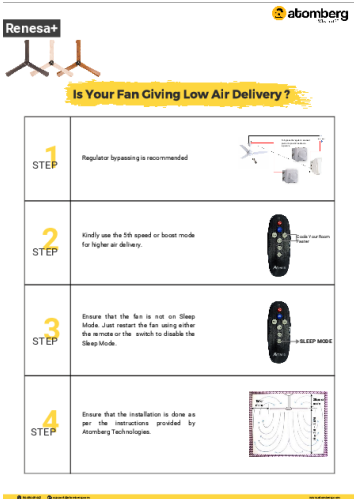
lang:en score:26 filesize: 101.12 K page_count: 1 document date: 2020-10-06



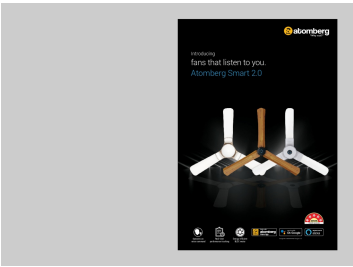
[pdf] Renesa DAEJh L rvQ BAD6QXpKf5E M Navish Remote Issue Plus atomberg 2020 10 ||| Renesa Are You Facing An Issue With The Remote 1STEP Ensure that the remote used is compatible with the fan. 2 STEP Kindly ensure that the remote batteries aren t dead. 3STEP Crosscheck the efficacy of remote keys by using a mobile camera as shown in image. On pressing the keys, If the LED ... lang:pt score:26 filesize: 89 K page_count: 1 document date: 2020-10-07



[pdf] User Manual Warranty AtombergRenesaFanManual080921 User Manual of Product 1Atomberg Renesa 1200mm BLDC Motor 5 Star Rated Sleek Ceiling Fans with Remote Control Upto 65% Energy Saving High Air Delivery and LED Indicators 2 1 D1s0ScM9INLm media amazon images I D1s0ScM9INL ref dp product quick view ||| User Manual of Product 1: AtombergRenesa 1200mm BLDC Motor 5 Star Rated Sleek Ceiling Fans with Remote Control Upto 65 Energy Saving, High Air Delivery and LED Indicators 2 1 Year Warranty Brown and Black Winner of National Energy Conservation Awards 2022 User Manual of Product 2: Atombe... lang:af score:26 filesize: 9.04 M page_count: 5 document date: 2021-08-09



[pdf] Instructions Renesa DAEJh L rvQ BAD6QXpKf5E M Navish Low Air Rnesa Plus atomberg 2020 10 ||| Renesa Is Your Fan Giving Low Air Delivery 1STEP Regulator bypassing is recommended To bypass the regulator connect point A to point B as shown in picture 2 STEP Kindly use the 5th speed or boost mode for higher air delivery. Cools Your Room Faster 3STEP Ensure that the fan is not on Sle... lang:it score:26 filesize: 964.19 K page_count: 1 document date: 2020-10-03



[pdf] Borchure

20230405SmartFanBrochureLR MA fans that listen to you Atomberg Smart 2 0 shiyal atomberg 2023 645b62a4cb3e433390bcf7d6 web s cdn boostkit dev webaction files 597c6bbfee786c8284e8d3bb upload ||| Introducing fans that listen to you. Atomberg Smart 2.0 Operates on voice command Real-time Energy ... ooth when the need arises. All Atomberg fans are 5-star rated by BEE and highly energy-efficient. **RENESA SMART WITH WOODEN FINISH 3 2 1*** year on-site warranty YEAR Golden Oakwood Natural Oakwo... lang:en score:26 filesize: 2.66 M page_count: 16 document date: 2023-04-05

Atomberg

Is Your Fan Making Noise?

1 STEP	Fan must be installed as per standard guidelines shown in the image. All atomberg accessories like down-rod, shackle kit and canopies must be used.	
2 STEP	Extra wire bunch should not be pushed into the canopy. The wires should be tied properly in a way that it doesn't touch the canopy (loose wires can make noise while fan is running).	
3 STEP	All screws on Blade, canopy, downrod and shackle kit must be tightened properly.	
4 STEP	We recommend the use of Drope Hooks. If any other type of hook is in use, then ensure that downrod must not have any movement while the fan is running.	
5 STEP	Regulator bypassing is recommended.	

[pdf] Accessories

Renesa DAEJh L rvQ BAD6QXpKf5E M Navish Making Noise renessa smart atomberg 2020 10 ||| **Renesa Is Your Fan Making Noise 1STEP** Fan must be installed as per standard guidelines shown in the image All atomberg accessories like down-rod, shackle kit and canopies must be used. 2 STEP Extra wire bunch should not be pushed into the canopies. The wires should be tied properly in a way ... lang:en score:25 filesize: 101.46 K page_count: 1 document date: 2020-10-27

Atomberg

Are You Facing An Issue With The Remote?

1 STEP	Ensure that the remote used is compatible with the fan.	
2 STEP	Kindly ensure that the remote batteries aren't dead.	
3 STEP	Crosscheck the efficacy of remote keys by using a mobile camera as shown in image. On pressing the button, if the LED light of the remote are not glowing then the remote keys are not working.	
4 STEP	If you have remote of any other Atomberg fan you may use it to validate on the fan whose remote is giving an issue.	

[pdf]

Renesa DAEJh L rvQ BAD6QXpKf5E M Navish Remote Issue renessa smart 1 atomberg 2020 10 ||| **Renesa Are You Facing An Issue With The Remote 1STEP** Ensure that the remote used is compatible with the fan. 2 STEP Kindly ensure that the remote batteries aren't dead. 3STEP Crosscheck the efficacy of remote keys by using a mobile camera as shown in image. On pressing the keys, If the LED ... lang:pt score:25 filesize: 89 K page_count: 1 document date: 2020-10-27

Atomberg

Warranty Information:


Product Range and Warranty Offering		
Category	Model	Warranty Days/Years
Ceiling Fan	Efficio / Efficio	2 Year (Standard)
	Renesa / Renesa + / Renesa Smart	5 Year (Extended - If Warranty registered within 1st Year of purchase)
	Renesa Alpha	5 Year (Extended - If Warranty registered within 1st Year of purchase)
	Studio & Studio plus series	2 Year (Standard)
TPW series	Naveo	2 Year (Standard)
	Pedestal (Efficio)	5 Year (Extended - If Warranty registered within 1st Year of purchase)
	Pedestal (Efficio)	5 Year (Standard)
	Wall Fan (Efficio)	5 Year (Extended - If Warranty registered within 1st Year of purchase)
Exhaust Fan	Wall Fan (Efficio)	5 Year (Standard)
	Efficio	5 Year (Extended - If Warranty registered within 1st Year of purchase)
	Studio	5 Year (Standard)
	Studio	5 Year (Extended - If Warranty registered within 1st Year of purchase)
Accessories	Remote	1 Year
	Shackle kit, Downrod, Canopy, etc.	15 days (Against transit damage only)

*The Warranty offering is valid for customer bought units from Authorized Distributors/retailer. Master's Trade and General Bank Refunds in India (Type of owner - dealer).

Atomberg Technologies Pvt Ltd
1205, Ashwath Business Park, 4th Floor, Ashwath Park,
Sector 1, Extn. Electronic, Near Mumbai, Jalandhar City 140 710
Office: 844-844-8442
Email: support@atomberg.com

[pdf] Warranty Accessories

Dell Warranty Information Atomberg 31 ago 2020 — such time client need to arrange for equipment like Ladder Stool or related assistance etc reach at product liable take down the for Product warranty durations and TC V1 atomberg 08 ||| Warranty Information: Product Range and Warranty Offering Category Ceiling Fan Model Efficio / Efficio **Renesa / Renesa /Renesa Smart Renesa Alpha Studio Studio plus series Naveo Pedestal Efficio TPW series Pedestal Efficio Wall Fan Efficio Wall Fan Efficio Efficio Exhaust F...** lang:en score:25 filesize: 929.02 K page_count: 6 document date: 2020-08-18

		
Warranty Information:		
Product Range and Warranty Offering		
Category	Model	Warranty Days/Years
Ceiling Fan	Efficio / Efficio /Studio	2 Year (Standard)
	Renesa / Renesa +	& 1 Year (Extended - If Warranty registered with-in 1st Year of purchase)
	Renesa Smart +	1 Year (Standard)
	Studio +	& 1 Year (Extended - If Warranty registered with-in 1st Year of purchase)
TPW series	Naveo	2 Year (Standard)
	Pedestal (Efficio)	& 1 Year (Extended - If Warranty registered with-in 1st Year of purchase)
	Pedestal (Efficio)	1 Year (Standard)
	Wall Fan (Efficio)	& 1 Year (Extended - If Warranty registered with-in 1st Year of purchase)
	Wall Fan (Efficio)	1 Year (Standard)
Exhaust Fan	Efficio	1 Year (Standard)
	Studio	& 1 Year (Extended - If Warranty registered with-in 1st Year of purchase)
	Studio	1 Year (Standard)
	Studio	& 1 Year (Extended - If Warranty registered with-in 1st Year of purchase)
Accessories	Remote, Blade Set	1 Year
<small>The Renesa offering is valid for common weight units from authorized delivery-conveyors. Modern Trade and General Trade Partners include types of service, (units)</small>		
Atomberg Technologies Pvt Ltd 1205, Millennium Business Park, MIDC Industrial Area, Sector 1, Kopar Khairane, Navi Mumbai, Maharashtra, 400 710 Office: 844-844-9442 Email: support@atomberg.com		


[pdf] Warranty

Dell Warranty Information Atomberg Technologies Pvt Ltd 1205 Millennium Business Park MIDC

Industrial Area Sector 1 Kopar Khairane Navi Mumbai Maharashtra 400 710 Product warranty durations and TC atomberg 2020 10 |||

Warranty Information: Product Range and Warranty Offering Category Model
Warranty Days/Years Ceiling Fan Efficio / Efficio /Studio **Renesa / Renesa /Renesa**
Smart **Renesa** Alpha Studio Naveo 2 Year Standard 1 Year Extended - If Warranty
registered with-in 1st Year of purchase 1 Year ...

lang:en score:25 filesize: 284.31 K page_count: 6 document date: 2020-10-27

											
Date: 10 th August, 2021											
Product End of Life & End of Service life Notification											
<p>Dear Atomberg Customer,</p> <p>Atomberg is committed to providing you the highest quality customer service, product support and technologically advanced products to make your life comfortable.</p> <p>This letter serves as your formal notification that Atomberg is initiating the End of Life (EOL) process for the Atomberg Naveo Ceiling Fan Model. The objective of providing this notice is to allow for appropriate planning and the opportunity for last time purchases as well as to suggest alternative products.</p>											
<table border="1"> <thead> <tr> <th>Program activity</th><th>Date</th></tr> </thead> <tbody> <tr> <td>Product discontinuance announced (EOL)</td><td>01st August 2021</td></tr> <tr> <td>End of sale (this longer available for purchase)</td><td>31st August 2021</td></tr> <tr> <td>End of Support/Service (EOSL)</td><td>31st Dec, 2023 (2 years+ after discontinual date)</td></tr> <tr> <td>Recommended replacement product</td><td>Efficio, Efficio, Renesa, Studio Ceiling Fan</td></tr> </tbody> </table>	Program activity	Date	Product discontinuance announced (EOL)	01 st August 2021	End of sale (this longer available for purchase)	31 st August 2021	End of Support/Service (EOSL)	31 st Dec, 2023 (2 years+ after discontinual date)	Recommended replacement product	Efficio, Efficio, Renesa, Studio Ceiling Fan	
Program activity	Date										
Product discontinuance announced (EOL)	01 st August 2021										
End of sale (this longer available for purchase)	31 st August 2021										
End of Support/Service (EOSL)	31 st Dec, 2023 (2 years+ after discontinual date)										
Recommended replacement product	Efficio, Efficio, Renesa, Studio Ceiling Fan										
<p>Due to the limited supply of certain components associated with these older systems, Customers may experience delay or shortages and may also experience price increases associated with these components.</p> <p>Atomberg understands that the EOL of products can cause inconvenience to your operation. As part of our long-standing commitment, we offer continued support for 2+ years after EOL.</p> <p>We value our relationship with all Atomberg clients and offer extremely attractive replacement promotions to help transition your equipment to newer generation products with technologically advanced features like IoT, newer designs and special service plan pricing (Atomberg Care Plan).</p> <p>We encourage you to contact your local sales representative/authorized dealer or channel partner for additional information about alternative products such as Efficio, Efficio, Renesa, Studio Ceiling Fan.</p> <p>Should you have any questions about this end of availability communication, or for assistance in understanding the options available to you please contact Atomberg Customer Support at 844-844-9442. You may also email us at contact@atomberg.com</p>											
Atomberg Technologies Pvt Ltd 1205, Millennium Business Park, MIDC Industrial Area, Sector 1, Kopar Khairane, Navi Mumbai, Maharashtra, 400 710 Office: 844-844-9442 Email: contact@atomberg.com											

[pdf]

Dell Date 10th August 2021 Atomberg Technologies Pvt Ltd 1205 Millennium Business Park MIDC

Industrial Area Sector 1 Kopar Khairane Navi Mumbai Maharashtra 400 710 product EOL EOSL policy Naveo Model atomberg 10 |||

Date: 10th August, 2021 Product End of Life End of Service life Notification Dear Atomberg Custom ... t Dec, 2023 2 years after discontinue date Recommended replacement product: Efficio, Efficio , **Renesa**, Studio Ceiling Fan Due to the limited supply of certain components associated with these o...

lang:en score:25 filesize: 156.58 K page_count: 1 document date: 2021-10-03



[pdf] Borchure

Atomberg24Brochure300421Web Why not be in total control Atomberg UNMATCHED FEATURES THE PERFECT BLEND OF STYLE SAVINGS *Assumptions usage of 16 hours per day for 300 days a year with an electricity rate ` 7 unit A comparison fans vs ordinary Saves up to 1500 fan Ordinary atomberg 2021 05 |||

Why not be in total control In our new identity, an open lock doubles up as the letter A : A for ... ote Sensor and LED Indicator Power consumption at each speed The power consumption of the Atomberg **Renesa** fan varies with the speed at which it is set. It consumes less power than an LED bulb at spe...

lang:en score:25 filesize: 2.74 M page_count: 25 document date: 2021-05-05

Warranty Information:		
Product Range and Warranty Offering		
Category	Model	Warranty Days/Years
Ceiling Fan	Efficio / Efficio /Studio Renesa / Renesa + /Renesa Smart +	2 Year (Standard) 8.1 Year (Extended - If Warranty registered with in 1st Year of purchase)
	Renesa Alpha / Studio + / Naveo	3 Year (Standard) 8.1 Year (Extended - If Warranty registered with in 1st Year of purchase)
TPW series	Pedestal (Efficio) & Wall Fan (Efficio)	2 Year (Standard) 8.1 Year (Extended - If Warranty registered with in 1st Year of purchase)
	Pedestal (Efficio) & Wall Fan (Efficio)	3 Year (Standard) 8.1 Year (Extended - If Warranty registered with in 1st Year of purchase)
Exhaust Fan	Efficio / Studio / Studio	3 Year (Standard) 8.1 Year (Extended - If Warranty registered with in 1st Year of purchase)
Accessories	Remote, Blade Set	1 Year
	Shackle kit, Downrod, Canopy,etc.	15 days (Against transit damage only)
Gift Items / Batteries / Other not specified above		N/A

[pdf] Warranty Accessories

Dell Warranty Information Atomborg Technologies Pvt Ltd 1205 Millennium Business Park MIDC Industrial Area Sector 1 Kopar Khairane Navi Mumbai Maharashtra 400 710 Product warranty durations and TC 2 atomborg assets policies ||| Warranty Information: Product Range and Warranty Offering Category Model Warranty Days/Years Ceiling Fan Efficio / Efficio /Studio **Renesa / Renesa /Renesa Smart Renesa Alpha / Studio / Naveo** TPW series Exhaust Fan Pedestal Efficio Wall Fan Efficio Pedestal Efficio Wall Fan ... lang:en score:25 filesize: 326.52 K page_count: 7 document date: 2021-02-13

1 STEP

We recommend the use of D-type hooks. If any other type of hook is in use, then ensure that downrod must not have any movement while the fan is running.

2 STEP

Ensure that the blade(s) or the motor of the fan aren't damaged or bent in any way.

3 STEP

Ensure that the blade screws are properly tightened.

4 STEP

Ensure that the downrod and the nut/bolt used in the one provided by Atomborg Technologies.

5 STEP

Ensure that the diffuser or bottom cap isn't loosely fixed.

[pdf]

Renesa DAEJh L rvQ BAD6QXpkf5E M Navish Is Your Fan Wobbling Woobling renessa smart atomborg 2020 10 ||| **Renesa Is Your Fan Wobbling 1STEP** We recommend the use of D-type hooks. If any other type of hook is in use, then ensure that down-rod must not have any movement while the fan is running. 2 STEP Ensure that the blade s or the motor of the fan aren t damaged or bent in any way. 3STEP Ensure... lang:i-klinton score:25 filesize: 84.4 K page_count: 1 document date: 2020-10-27



[pdf] Specifications Declaration of Conformity Warranty Borchure

Regular Brochure Digital copy Atomberg Renesa 1200 mm fan 4 avr 2023 — BLDC stands for Brushless Direct Current The motor runs because of an interaction between a single winding and strong permanent magnets document 3a1000022370 5 iming data5 ANDROID Doc 3 293724902 GV BV IY 121777734 ||| BROCHURE 2023-24 YEAR Highest ratings and reviews on online platforms 3 On-site warranty 10 milli ... ote Sensor and LED Indicator Power consumption at each speed The power consumption of the Atomberg **Renesa** fan varies with the speed at which it is set. It consumes less power than an LED bulb at spe...

lang:en score:25 filesize: 3.02 M page_count: 28 document date: 2023-03-14



[pdf] Borchure

Concern regarding Amazon Alexa DAELJqIM4Tw BAD6QXpKf5E M Navish Atomberg Oct 29 2020 — fan works with voice commands using by both device or application To set up the user must connect it atomberg 10 Regarding it their smartphone |||

Renesa Smart Using Atomberg Fan with Amazon Alexa **Amazon Alexa app should be installed even before the fan is set up in the Atomberg App, else, user will have to remove the fan from Atomberg App and reset using step 4 of Steps to add fan in the Atomberg App from Concern regarding Atomberg App ...

lang:en score:25 filesize: 753.03 K page_count: 1 document date: 2020-10-23




[pdf] Borchure

Atomberg24Brochure180321pagi Pan india Service Network Why not be in total control More than 400 service centres across India Atomberg Technologies Pvt Ltd 1205 Millennium Business Park MIDC Industrial Area Sector 1 Kopar Khairane Navi Mumbai 710 Maharashtra Brochure March 2021 atomberg 03 |||

Why not be in total control Atomberg is in the business of solving real problems using smart te ... ote Sensor and LED Indicator Power consumption at each speed The power consumption of the Atomberg **Renesa** fan varies with the speed at which it is set. It consumes less power than an LED bulb at spe...

lang:en score:25 filesize: 5.16 M page_count: 23 document date: 2021-03-18



[pdf] Borchure

Concern regarding Google Home DAELJqIM4Tw BAD6QXpKf5E M Navish Regarding atomberg

Atomberg fan can be controlled using voice commands with the help of Assistant by both device or application To set up home connection Atomberg fan we need to confirm that 2020 10 |||

Renesa Smart Using Atomberg Fan with Google Home **Google Home app should be installed even before the fan is set up in the Atomberg App, else, user will have to remove the fan from Atomberg App and reset using step 4 of Steps to add fan in the Atomberg App from Concern regarding Atomberg App ...

lang:en score:25 filesize: 573.09 K page_count: 1 document date: 2020-10-23

[pdf] Warranty Borchure

Atomberg24Brochure140322 copy Pan india Service Network PAN INDIA SERVICE NETWORK NOTES

02 27 ite rranty 3 R Highest ratings and reviews on online platforms An IIT Bombay alumni venture Over one million users In our new identity an open lock doubles up as the letter A for Atomberg 'A March 22 Web Brochure atomberg themes atom kp dist assets img |||

Why not upgrade to a smarter lifestyle YEAR Highest ratings and reviews on online

platforms 3 O ... ote Sensor and LED Indicator Power consumption at each speed

The power consumption of the Atomberg **Renesa** fan varies with the speed at which it is set. It consumes less power than an LED bulb at spe...

lang:en score:24 filesize: 8.21 M page_count: 28 document date: 2022-03-14